

Faarup Associates Ltd

**Building Services, Low Carbon &
Energy Assessing Consultants**

CHESWICK GREEN SCHOOL

SCHEDULE OF LUMINAIRES

Prepared By:-

Faarup Associates Ltd
The Old Stables
Friars Alley
Lichfield
WS13 6PW

Prepared For:-

Solihull Metropolitan Borough Council
P.O. Box 9
Council House
Solihull
West Midlands
B91 3PX
United Kingdom

Issue Date: July 2021

Project No: 3029





Document Number: 17011-FAA-XX-XX-SP-E-4001-A5-P03

DOCUMENT CONTROL

Document History				
Version	Date	Author	Checked by	Comments
P01	July 2021	CW	DG	Issued for Tender
P02	October 2021	CW	MC	Issued for Tender
P03	June 2022	CW	MC	Issued for Contract




Schedule of Emergency Luminaires

All luminaires shall be of the following manufacture and types. Any alternative shall be of at least equal or better in quality and technical performance and advised at tender stages along with the submission of manufacturer's literature and technical data.

Ref	Location	Picture	Luminaire Description	Manufacturer and Range	No. and type of Lamps	Lamp Lumens & LOR %
A	Classrooms		1200x300 recessed Backlit LED panel with digital dimmable control gear.	Luceco LUXPANEL EXTRA LBX312W28D40	22.5W LED 4000K	2800LM 100% LOR 125 LM/W
B	Circulation		1200x300 recessed Backlit LED panel with digital dimmable control gear.	Luceco LUXPANEL EXTRA LBX312W20D40	16W LED 4000K	2000LM 100% LOR 125 LM/W
C	WC's		120mm Dia recessed LED downlight with polycarbonate body and opal diffuser	Luceco Carbon Downlight LBDL4S40	9.5W LED 4000K	1000LM 100% LOR 105 LM/W
D	Stores		1200 surface mounted LED batten with diffuser and built in PIR	Luceco LUXPACK Batten LXB12W24L40	20W LED 4000K	2400LM 100% 120 LM/W
/E			After luminaire prefix denotes integral emergency gear			


Schedule of Emergency Luminaires

All luminaires shall be of the following manufacture and types. Any alternative shall be of at least equal or better in quality and technical performance and advised at tender stages along with the submission of manufacturer's literature and technical data.

Ref	Location	Picture	Luminaire Description	Manufacturer and Range	No. and type of Lamps	Lamp Lumens
E1	Exits		Recessed hanging edge lit Self-Test LED blade exit sign. 3 Hour Maintained	Luceco Recessed Self-Test Exit Blade	LED	
E2	Classrooms		Recessed Non-Maintained Self-Test emergency downlight.	Luceco Tempus Extra recessed Emergency Downlight with "Open Area Optic" LEMEDWOEST	LED 3W	160LM
E3	Corridors		Recessed Non-Maintained Self-Test emergency downlight.	Luceco Tempus Extra recessed Emergency Downlight with "Corridor Optic" LEMEDWCEST	LED 3W	160LM


Schedule of Emergency Luminaires

All luminaires shall be of the following manufacture and types. Any alternative shall be of at least equal or better in quality and technical performance and advised at tender stages along with the submission of manufacturer's literature and technical data.

Ref	Location	Picture	Luminaire Description	Manufacturer and Range	No. and type of Lamps	Lamp Lumens
E4	External		Surface mounted Non-Maintained IP65 rated emergency bulkhead.	Luceco Tempus Extra IP65 surface emergency LEMHBHNM3	LED 3W	140LM

Schedule of External Luminaires

All luminaires shall be of the following manufacture and types. Any alternative shall be of at least equal or better in quality and technical performance and advised at tender stages along with the submission of manufacturer's literature and technical data.

Ref	Location	Picture	Luminaire Description	Manufacturer and Range	No. and type of Lamps	Lamp Lumens
EX1	External		115mm dia wall mounted LED downlight with medium beam distribution. Urban Graphite colour	Hacel Lighting UK Azuma Maxi Solo WL479ALED3052	LED 5W 3000K	879LM