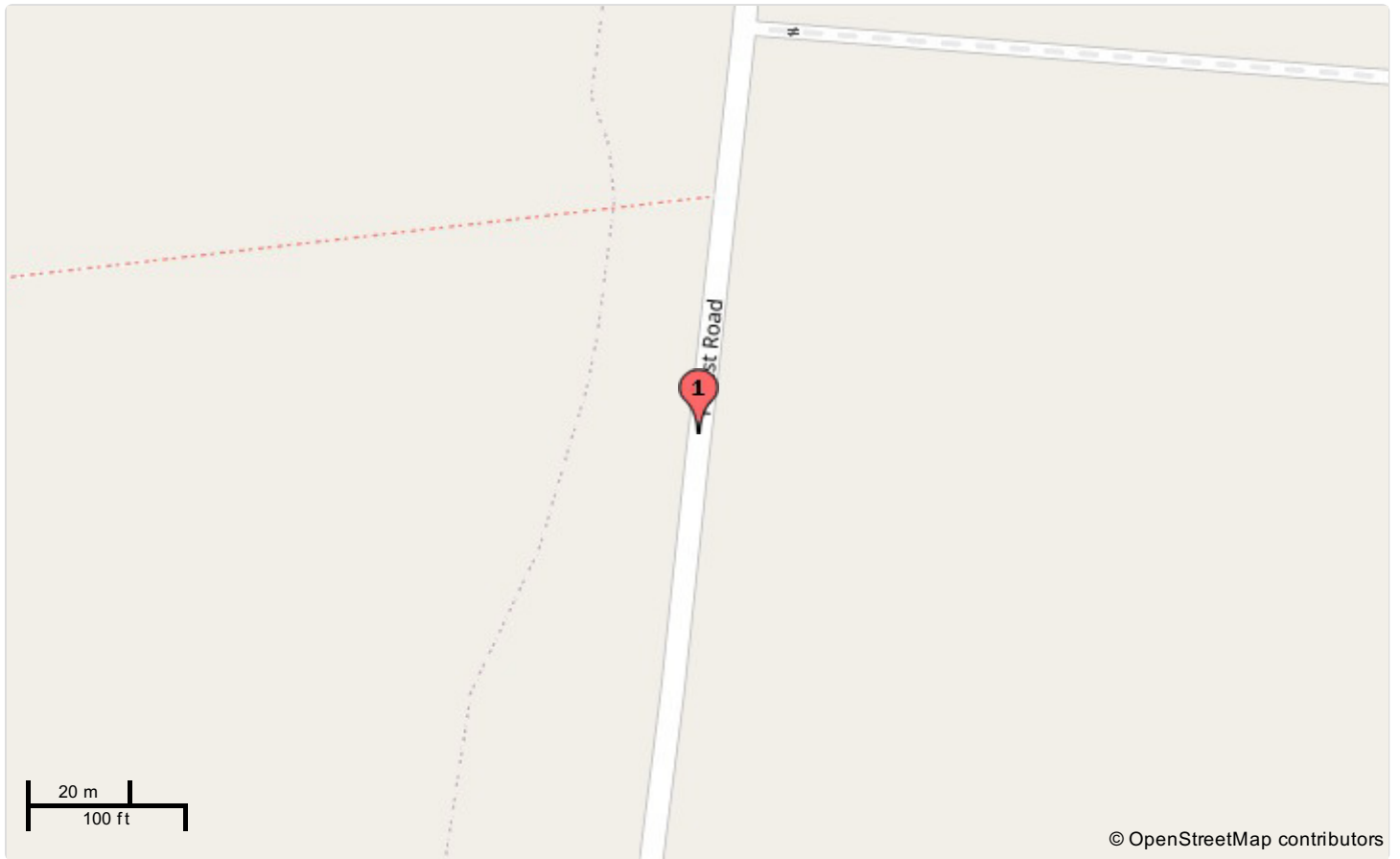


Forest Road, Thurlaston

Speed Survey

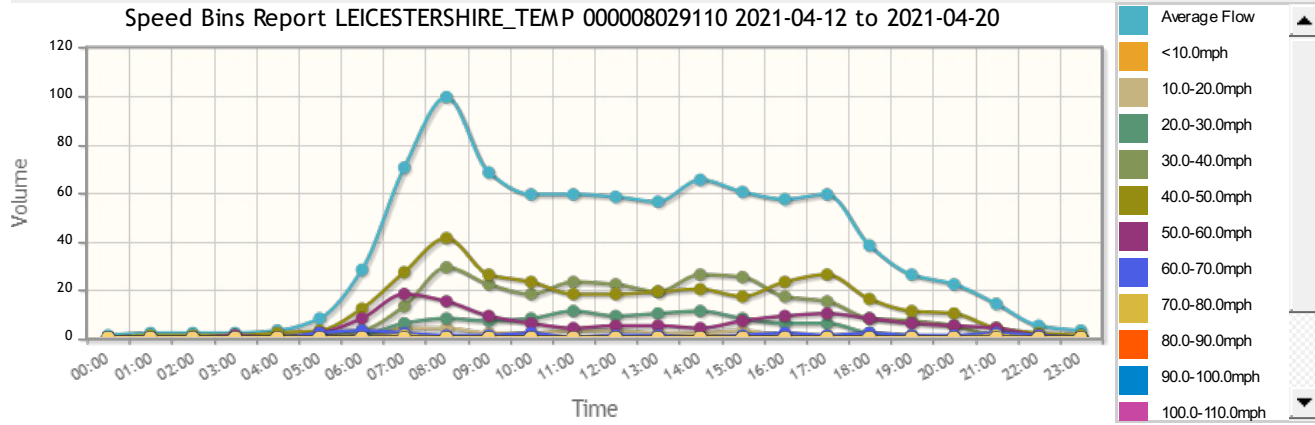


📍	Id	Name	Description
1	LEICESTERSHIRE_TEMP : 000008029110	000008029110	Forset Road south of Enderby Road, Huncote

April 23, 2021 14:21:41

Speed Bins Report LEICESTERSHIRE_TEMP 000008029110 2021-04-12 to 2021-04-20

Speed Bins Report LEICESTERSHIRE_TEMP 000008029110 2021-04-12 to 2021-04-20



Site Name: 000008029110 Site ID: 000008029110 Grid: 451683299281 Description: Forset Road south of Enderby Road, Huncote

Setup: LEICS_TUBES Lane: Northbound Show: Average Time Period: 1 hour Class: Any Multi-class?: No Include: All days Speed units: mph Precision: Normal Exclude data: None

	Average Flow	<10.0mph	10.0-20.0mph	20.0-30.0mph	30.0-40.0mph	40.0-50.0mph	50.0-60.0mph	60.0-70.0mph	70.0-80.0mph	80.0-90.0mph	90.0-100.0mph	100.0-110.0mph	>110.0mph	Invalid Reading	85 th %ile	Mean Speed	Std Dev
00:00	1	0	0	0	0	0	0	0	0	0	0	0	0	0	64.9	50.9	11.9
01:00	2	0	0	0	0	0	1	0	0	0	0	0	0	0	56.5	43.9	8.0
02:00	2	0	0	0	0	0	1	0	0	0	0	0	0	0	50.9	45.6	5.2
03:00	2	0	0	0	0	0	1	1	0	0	0	0	0	0	58.7	51.8	11.6
04:00	3	0	0	0	1	2	0	0	0	0	0	0	0	0	46.9	40.8	8.3
05:00	8	0	0	0	1	3	2	2	0	0	0	0	0	0	62.7	50.6	10.3
06:00	28	0	0	1	3	12	8	3	0	0	0	0	0	0	59.0	48.8	9.5
07:00	70	0	4	6	13	27	18	2	1	0	0	0	0	0	54.1	43.2	11.7
08:00	99	0	4	8	29	41	15	1	0	0	0	0	0	0	50.6	40.7	10.1
09:00	68	0	2	7	22	26	9	1	0	0	0	0	0	0	50.3	40.4	10.0
10:00	59	0	2	8	18	23	6	2	0	0	0	0	0	0	48.3	39.1	10.2
11:00	59	0	3	11	23	18	4	0	0	0	0	0	0	0	45.8	36.3	10.1
12:00	58	0	3	9	22	18	5	1	0	0	0	0	0	0	48.1	38.0	10.5
13:00	56	0	2	10	19	19	5	1	0	0	0	0	0	0	47.2	37.9	9.8
14:00	65	1	2	11	26	20	4	0	0	0	0	0	0	0	46.7	36.8	9.5
15:00	60	0	3	8	25	17	7	1	0	0	0	0	0	0	48.7	38.3	9.9
16:00	57	0	1	6	17	23	9	2	0	0	0	0	0	0	50.6	41.2	10.2
17:00	59	0	1	6	15	26	10	1	0	0	0	0	0	0	51.9	42.2	9.3
18:00	38	0	1	2	8	16	8	2	0	0	0	0	0	0	55.1	44.2	10.4
19:00	26	0	0	1	7	11	6	1	0	0	0	0	0	0	55.4	44.6	9.8
20:00	22	0	0	0	5	10	5	1	0	0	0	0	0	0	54.8	46.4	8.9
21:00	14	0	0	0	1	4	4	2	1	0	0	0	0	0	61.4	50.6	12.2
22:00	5	0	0	0	1	2	1	1	0	0	0	0	0	0	60.2	49.1	10.7
23:00	3	0	0	0	1	1	0	0	0	0	0	0	0	0	61.4	49.0	11.8
07-19	748	3	28	92	236	274	100	14	2	0	0	0	0	0	50.0	39.8	10.4
06-22	838	3	29	95	252	312	123	21	3	0	0	0	0	0	50.9	40.6	10.6
06-24	846	3	29	95	253	315	125	22	4	0	0	0	0	0	50.9	40.7	10.7
00-24	863	3	29	95	256	323	128	24	4	0	0	0	0	0	51.1	40.8	10.7
am Peak	08:00	11:00	08:00	11:00	08:00	08:00	07:00	06:00	07:00	03:00	-	-	-	-	00:00	03:00	
Peak Volume	99	0	4	11	29	41	18	3	1	0	-	-	-	-	64.9	51.8	11.2
pm Peak	14:00	14:00	12:00	14:00	14:00	17:00	17:00	18:00	21:00	19:00	-	-	-	-	21:00	21:00	
Peak Volume	65	1	3	11	26	26	10	2	1	0	-	-	-	-	61.4	50.6	12.1

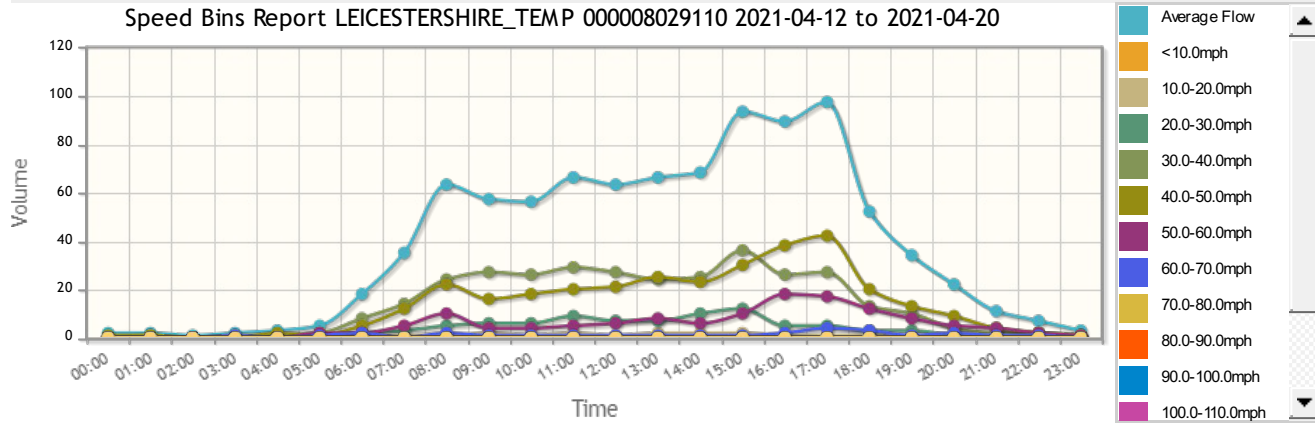
Event key: ■ QC failure ■ Atypical (QC) ■ Events ■ Special ■ Holiday ■ Offline
■ Weekends and defined holidays

Notes on data:
 Averages are calculated as the simple average of values across the period.

Holidays & Events:
 None

Speed Bins Report LEICESTERSHIRE_TEMP 000008029110 2021-04-12 to 2021-04-20

Speed Bins Report LEICESTERSHIRE_TEMP 000008029110 2021-04-12 to 2021-04-20



Site Name: 000008029110 Site ID: 000008029110 Grid: 451683299281 Description: Forset Road south of Enderby Road, Huncote

Setup: LEICS_TUBES Lane: Southbound Show: Average Time Period: 1 hour Class: Any Multi-class?: No Include: All days Speed units: mph Precision: Normal Exclude data: None

	Average Flow	<10.0mph	10.0-20.0mph	20.0-30.0mph	30.0-40.0mph	40.0-50.0mph	50.0-60.0mph	60.0-70.0mph	70.0-80.0mph	80.0-90.0mph	90.0-100.0mph	100.0-110.0mph	>110.0mph	Invalid Reading	85 th %ile	Mean Speed	Std Dev
00:00	2	0	0	0	0	1	1	0	0	0	0	0	0	0	64.0	48.9	9.9
01:00	2	0	0	0	0	1	1	0	0	0	0	0	0	0	61.9	45.7	10.8
02:00	1	0	0	0	0	0	0	0	0	0	0	0	0	0	61.0	-	-
03:00	2	0	0	0	0	1	0	0	1	0	0	0	0	0	63.1	46.9	14.4
04:00	3	0	0	0	0	1	2	0	0	0	0	0	0	0	45.5	41.3	5.0
05:00	5	0	0	0	0	2	1	2	1	0	0	0	0	0	58.7	47.6	10.9
06:00	18	0	0	2	8	5	2	2	0	0	0	0	0	0	55.5	41.7	10.7
07:00	35	0	1	3	14	12	5	0	0	0	0	0	0	0	52.0	40.4	10.0
08:00	63	0	1	5	24	22	10	2	0	0	0	0	0	0	50.9	41.1	9.4
09:00	57	1	2	6	27	16	4	1	0	0	0	0	0	0	46.9	37.5	9.6
10:00	56	0	1	6	26	18	4	1	0	0	0	0	0	0	46.9	38.2	9.0
11:00	66	0	2	9	29	20	5	1	0	0	0	0	0	0	46.9	37.9	9.0
12:00	63	0	1	7	27	21	6	1	0	0	0	0	0	0	47.4	38.9	9.1
13:00	66	0	2	7	24	25	8	1	0	0	0	0	0	0	49.0	40.3	9.8
14:00	68	0	2	10	25	23	6	1	0	0	0	0	0	0	48.4	38.7	10.1
15:00	93	0	2	12	36	30	10	1	0	0	0	0	0	0	48.8	39.0	9.7
16:00	89	0	1	5	26	38	18	2	0	0	0	0	0	0	52.3	43.2	8.8
17:00	97	0	1	5	27	42	17	4	0	0	0	0	0	0	52.4	43.6	9.1
18:00	52	0	1	3	13	20	12	3	0	0	0	0	0	0	54.5	44.1	10.4
19:00	34	0	0	3	10	13	8	1	0	0	0	0	0	0	54.1	43.3	10.5
20:00	22	0	0	1	4	9	5	2	0	0	0	0	0	0	57.9	47.1	10.7
21:00	11	0	0	0	2	4	4	1	0	0	0	0	0	0	57.9	48.5	9.5
22:00	7	0	0	0	2	2	2	1	0	0	0	0	0	0	59.4	46.7	11.4
23:00	3	0	0	0	1	1	1	0	0	0	0	0	0	0	63.6	48.7	11.7
07-19	805	2	17	80	295	285	104	19	1	0	0	0	0	0	50.0	40.4	9.7
06-22	891	2	18	86	319	315	123	25	2	0	0	0	0	0	50.6	40.8	9.9
06-24	902	2	18	87	322	319	125	26	2	0	0	0	0	0	50.8	40.8	9.9
00-24	917	2	18	87	326	323	128	29	2	0	0	0	0	0	50.9	40.9	10.0
am Peak	11:00	09:00	09:00	11:00	11:00	08:00	08:00	08:00	07:00	-	-	-	-	-	00:00	02:00	
Peak Volume	66	1	2	9	29	22	10	2	0	-	-	-	-	-	64.0	48.9	14.3
pm Peak	17:00	12:00	14:00	15:00	15:00	17:00	16:00	17:00	20:00	19:00	15:00	0	0	0	23:00	23:00	
Peak Volume	97	0	2	12	36	42	18	4	0	0	0	0	0	0	63.6	48.7	11.4

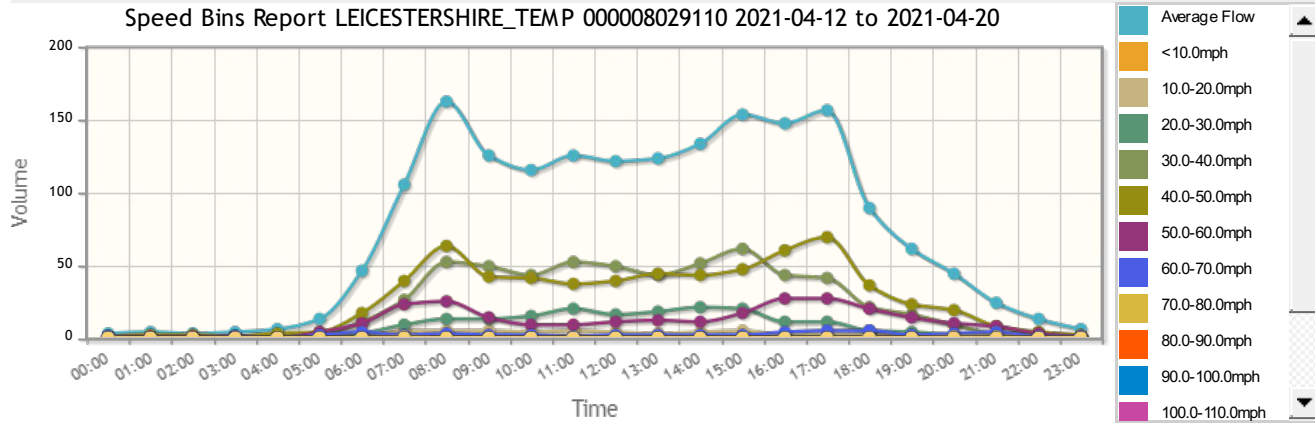
Event key: QC failure (red), Atypical (QC) (yellow), Events (blue), Special (green), Holiday (grey), Offline (orange), Weekends and defined holidays (light grey)

Notes on data: Averages are calculated as the simple average of values across the period.

Holidays & Events: None

Speed Bins Report LEICESTERSHIRE_TEMP 000008029110 2021-04-12 to 2021-04-20

Speed Bins Report LEICESTERSHIRE_TEMP 000008029110 2021-04-12 to 2021-04-20



Site Name: 000008029110 Site ID: 000008029110 Grid: 451683299281 Description: Forset Road south of Enderby Road, Huncote

Setup: LEICS_TUBES All Lanes Show: Average Time Period: 1 hour Class: Any Multi-class?: No Include: All days Speed units: mph Precision: Normal Exclude data: None

	Average Flow	<10.0mph	10.0-20.0mph	20.0-30.0mph	30.0-40.0mph	40.0-50.0mph	50.0-60.0mph	60.0-70.0mph	70.0-80.0mph	80.0-90.0mph	90.0-100.0mph	100.0-110.0mph	>110.0mph	Invalid Reading	85 th %ile	Mean Speed	Std Dev
00:00	3	0	0	0	0	1	1	1	0	0	0	0	0	0	64.0	49.8	10.6
01:00	4	0	0	0	0	1	2	1	0	0	0	0	0	0	56.5	45.0	9.7
02:00	3	0	0	0	0	0	2	1	0	0	0	0	0	0	59.4	46.8	9.8
03:00	4	0	0	0	0	1	1	1	1	0	0	0	0	0	63.1	49.3	13.0
04:00	6	0	0	0	2	3	0	0	0	0	0	0	0	0	46.0	41.0	6.7
05:00	13	0	0	0	2	4	4	2	0	0	0	0	0	0	61.8	49.4	10.6
06:00	46	0	0	3	11	17	10	4	0	0	0	0	0	0	58.4	46.0	10.6
07:00	105	0	5	9	26	39	23	2	1	0	0	0	0	0	53.6	42.3	11.3
08:00	162	0	5	13	52	63	25	3	0	0	0	0	0	0	50.6	40.9	9.8
09:00	125	1	5	13	49	42	14	2	0	0	0	0	0	0	49.2	39.1	9.9
10:00	115	1	4	15	43	41	9	2	0	0	0	0	0	0	47.4	38.6	9.6
11:00	125	1	5	20	52	37	9	1	0	0	0	0	0	0	46.6	37.2	9.6
12:00	121	0	4	16	49	39	11	2	0	0	0	0	0	0	47.8	38.5	9.8
13:00	123	0	3	18	43	44	12	2	0	0	0	0	0	0	48.4	39.2	9.8
14:00	133	1	4	21	51	43	11	2	0	0	0	0	0	0	47.8	37.8	9.9
15:00	153	0	5	20	61	47	17	2	0	0	0	0	0	0	48.7	38.7	9.8
16:00	147	0	2	11	43	60	27	4	0	0	0	0	0	0	51.8	42.4	9.4
17:00	156	0	2	11	41	69	27	5	0	0	0	0	0	0	52.1	43.1	9.2
18:00	89	0	2	5	21	36	20	5	0	0	0	0	0	0	54.6	44.1	10.4
19:00	61	0	1	4	16	23	14	2	0	0	0	0	0	0	54.6	43.9	10.2
20:00	44	0	0	2	9	19	10	3	1	0	0	0	0	0	55.9	46.8	9.8
21:00	24	0	0	0	3	8	4	4	1	0	0	0	0	0	60.2	49.7	11.1
22:00	13	0	0	0	3	4	3	1	0	0	0	0	0	0	59.4	47.7	11.1
23:00	6	0	0	0	1	2	1	1	0	0	0	0	0	0	63.6	48.8	11.6
07-19	1553	6	45	172	531	559	204	33	3	0	0	0	0	0	50.0	40.1	10.1
06-22	1729	6	47	181	571	627	246	47	5	0	0	0	0	0	50.8	40.7	10.3
06-24	1747	6	47	181	575	634	250	48	6	0	0	0	0	0	50.9	40.8	10.3
00-24	1780	6	47	182	582	646	257	53	6	0	0	0	0	0	50.9	40.9	10.3
am Peak	08:00	09:00	11:00	11:00	08:00	08:00	08:00	06:00	07:00	03:00	-	-	-	-	00:00	00:00	
Peak Volume	162	1	5	20	52	63	25	4	1	0	-	-	-	-	64.0	49.8	10.4
pm Peak	17:00	14:00	15:00	14:00	15:00	17:00	17:00	17:00	20:00	19:00	15:00	-	-	-	23:00	21:00	
Peak Volume	156	1	5	21	61	69	27	5	1	0	0	-	-	-	63.6	49.7	11.1

Event key: QC failure Atypical (QC) Events Special Holiday Offline
Weekends and defined holidays

Notes on data:
Averages are calculated as the simple average of values across the period.

Holidays & Events:
None