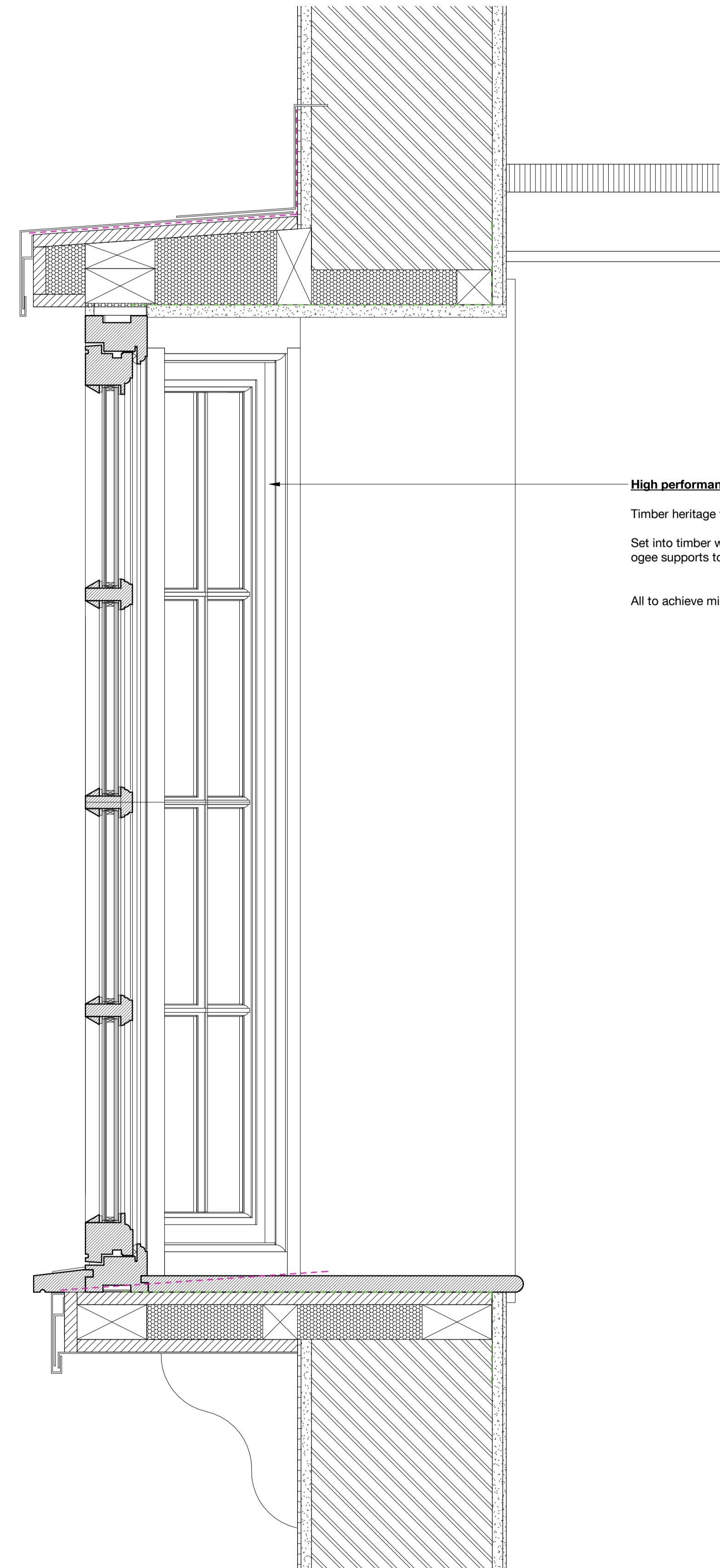


Bay window elevation  
1 : 5



**High performance heritage timber bay windows**

Timber heritage windows

Set into timber work bay, full fill insulation, leading to head, ogee supports top base

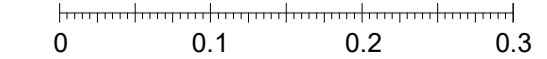
All to achieve min. U Value of 1.0 W/m²K

Bay window section  
1 : 5


**Legend - Windows and doors**

**NOTE** - Please refer to the supporting heritage statement for window locations and photographic representation. As noted within the original listing statement, all windows and doors are 20th Century replacements for original windows. With this in mind, **ALL** windows and doors will be replaced with new high performance Heritage standard timber window casements and doors to retain the existing appearance and character of the building.

SCALE 1 : 5



1	Issued for planning	14/09/22		
Rev	Description	Date	Dr by	App by
original by		date created		approved by
Author		08/26/22		Approver



client name		Scott and Gemma Edwards, Donna and Alan Copie	
project		Lea Grange	
drawing		Window detail 04 - Replacement bay window	
computer file	plot date		
C:\projects\141022\141022_P055_LG.dwg			
project number	scale		
P055_LG	As indicated	@A1	
drawing number	rev	issue status	
DR_P_05_053	1		

This drawing is to be read in conjunction with all related drawings. All dimensions must be checked and verified on site before commencing any work or producing shop drawings. The originator should be notified immediately of any discrepancy. This drawing is copyright and remains the property of EHA.