
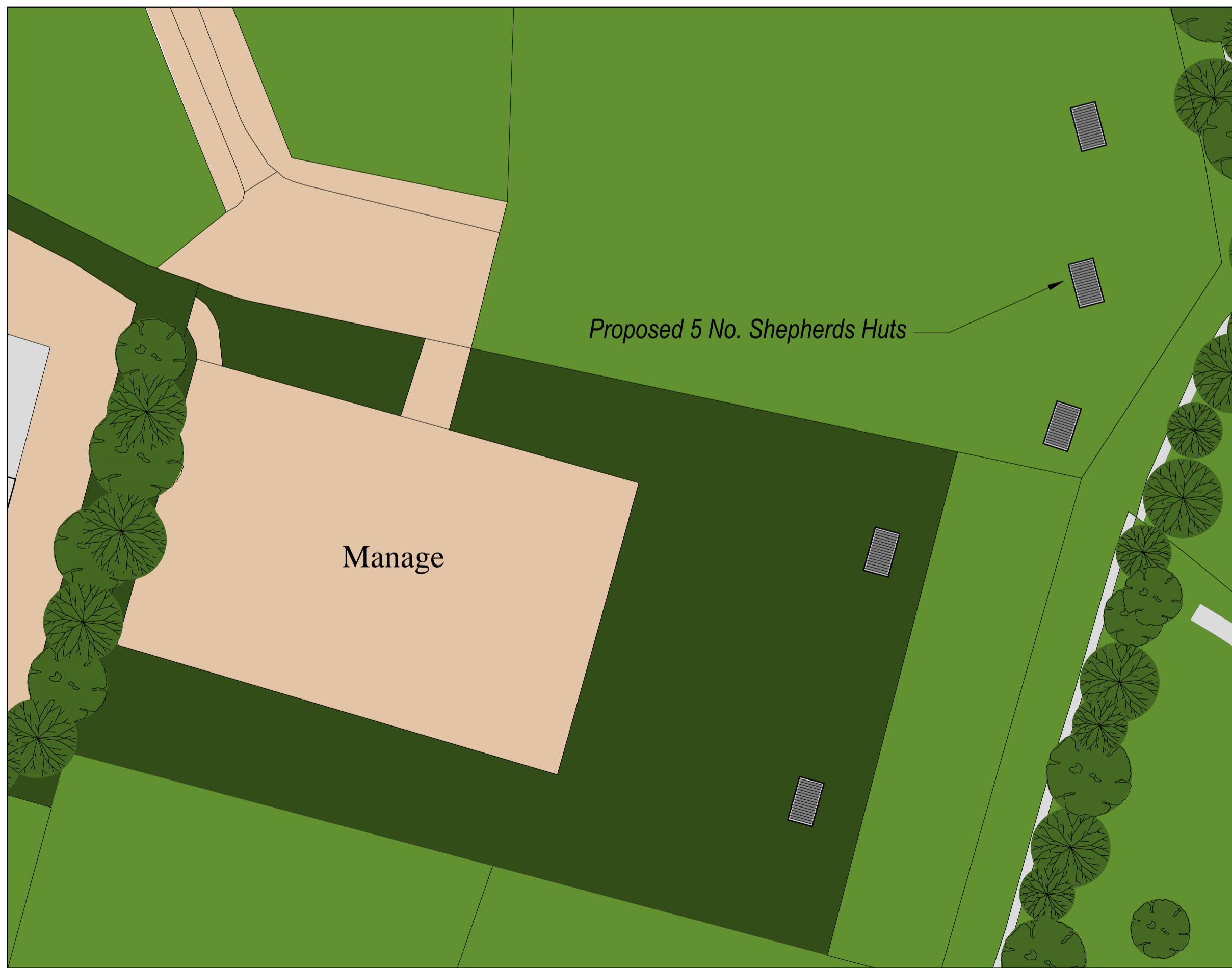




Existing Site Plan
Scale: 1:500


0 5m 10m 15m 20m

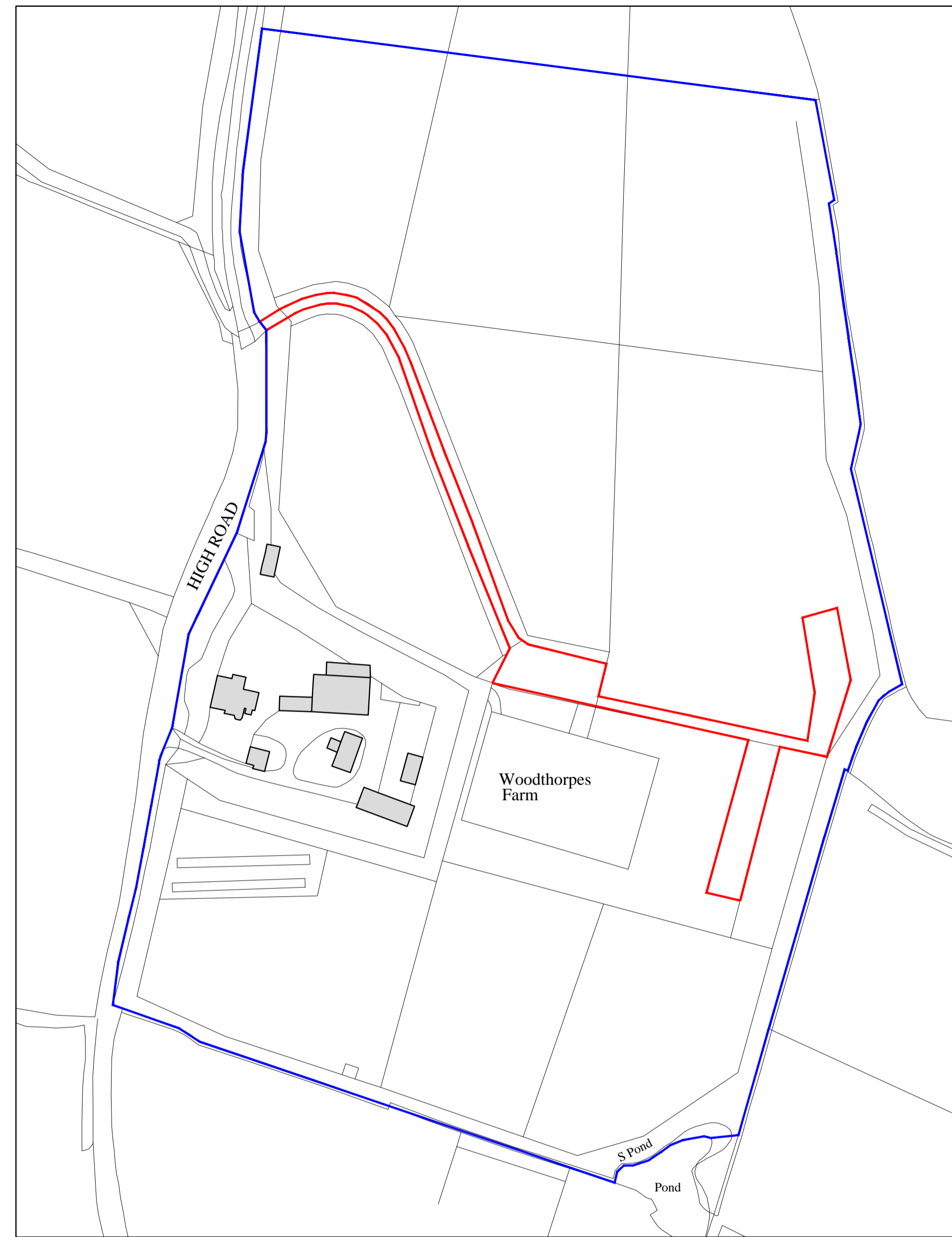

NORTH



Proposed Site Plan
Scale: 1:500


0 5m 10m 15m 20m


NORTH



Location Plan
Scale: 1:1250

0 10m 20m 30m 40m 50m
5m 15m 25m 35m 45m


NORTH

Rev A: 03/10/22 - Location Plan Updated

Status: **Planning**



Medusa Design Ltd
Architectural Designers
Eagle House, Sudbury Road, Great Whelmeham,
Bury St Edmunds, Suffolk, IP30 0UN
Tel: 01787 883339
E-Mail: info@medusadesign.co.uk
Web site: www.medusadesign.co.uk

Client:
Mr S Volk
Woodthorpes Farm, High Road
Assington, Suffolk.

Project:
Proposed 5 No. Shepherd Huts

Drawing Details:
Existing & Proposed Site Plans &
Location Plan

Date: Aug 2022	Scale/s: As Shown @ A1	Drawn: STC
-------------------	---------------------------	---------------

Number: 2027/22/01	Rev: A
-----------------------	-----------