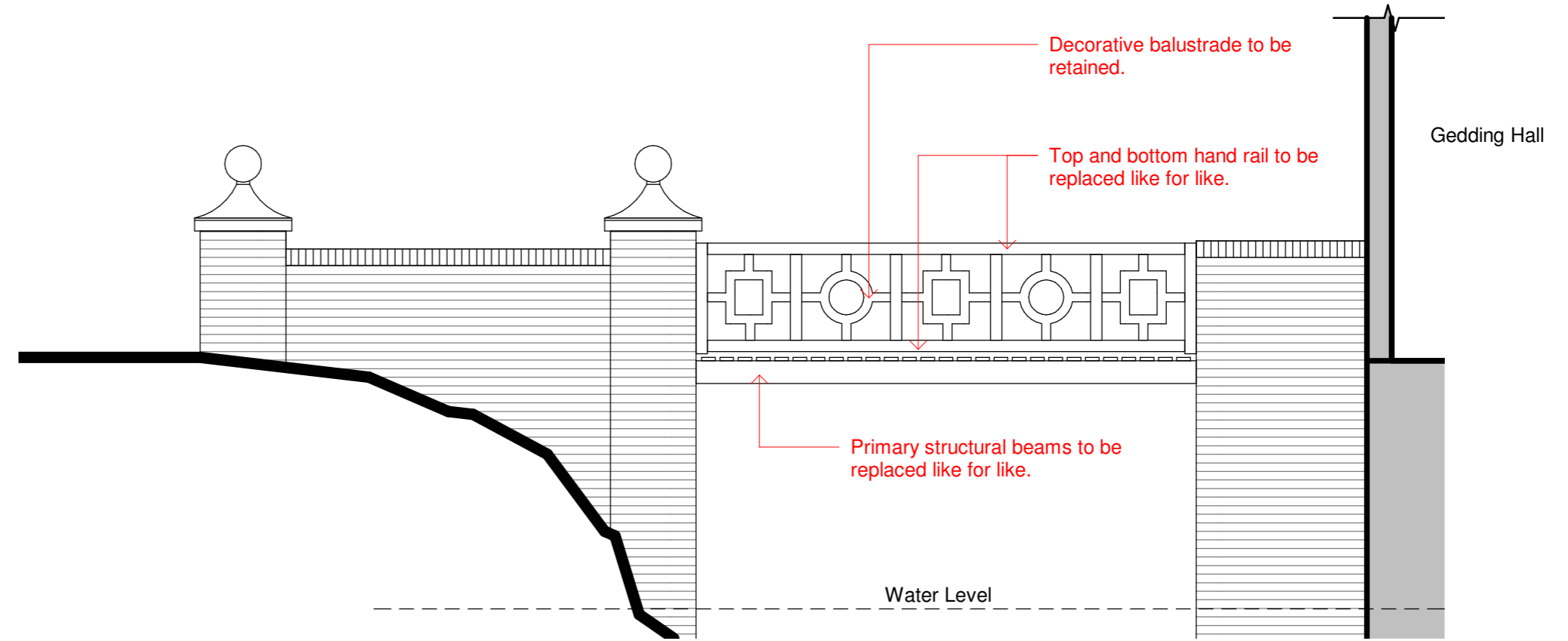




South Elevation As Proposed  
1 : 50

Existing timber gates to be locally repaired.



East Elevation As Proposed  
1 : 50

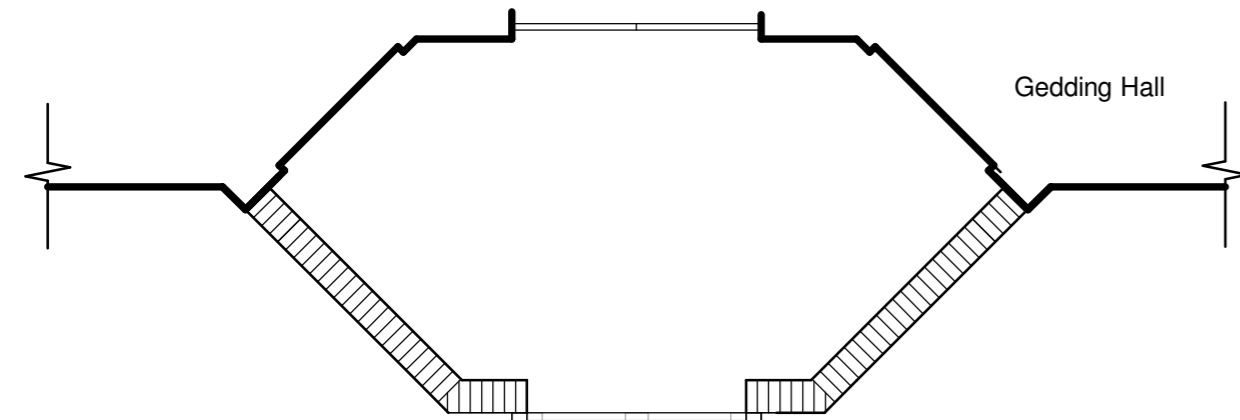
Decorative balustrade to be retained.

Top and bottom hand rail to be replaced like for like.

Primary structural beams to be replaced like for like.

Water Level

Gedding Hall



Floor Plan As Proposed  
1 : 50

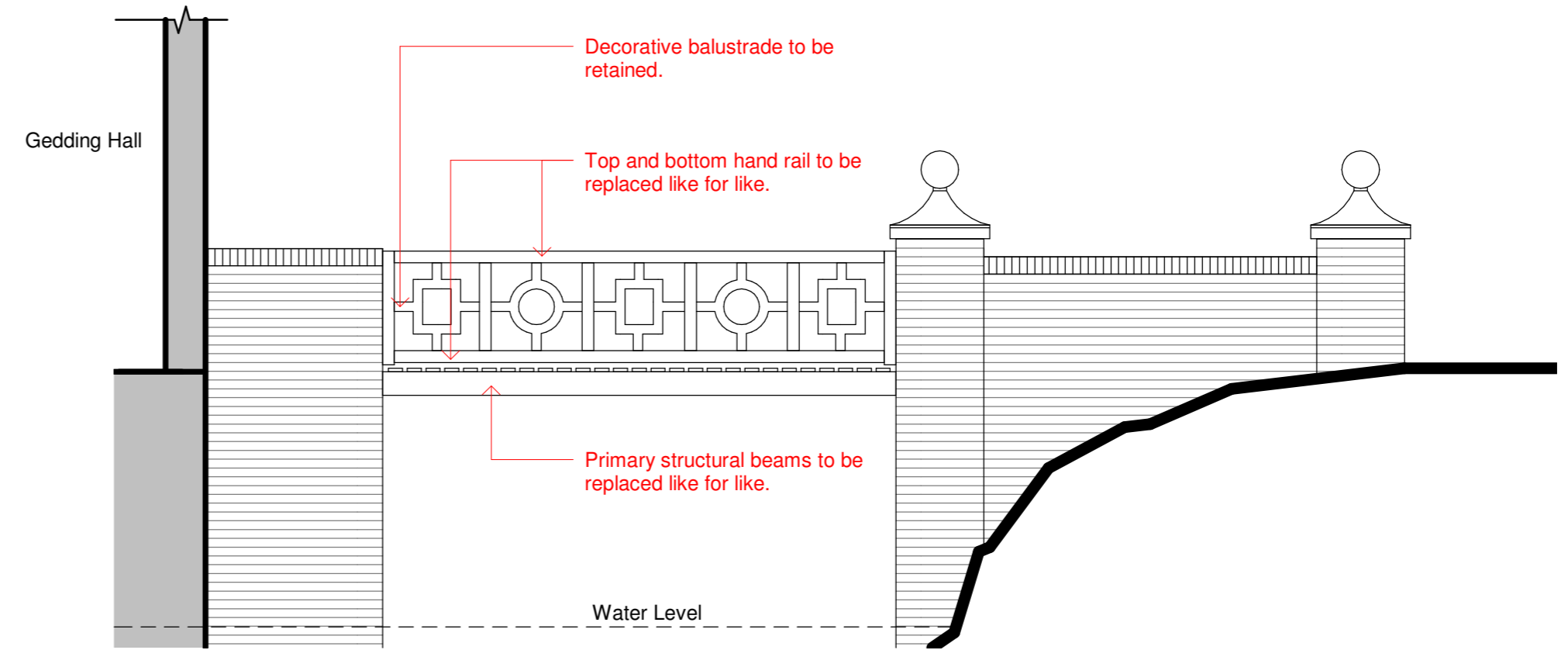
Gedding Hall

Top and bottom handrail to be replaced like for like.

Planks to be replaced like for like.

Red diagonal hatch denotes timber bench seats to be reinstalled as original.

Existing timber gates to be locally repaired.



West Elevation As Proposed  
1 : 50

Decorative balustrade to be retained.

Top and bottom hand rail to be replaced like for like.

Primary structural beams to be replaced like for like.

Water Level

Gedding Hall

**General Note:**

Components that are missing or beyond repair are to be replaced using the correct materials and techniques on a like for like basis.

Client  
Countryside Trees Limited

Project  
Gedding Hall, Gedding, Bury St Edmunds, IP30 0QD

Title  
Plans and Elevations As Proposed

Project N° Drawing N° Revision

0205 -0201

P01

Scale - unless otherwise stated

Issued For

1 : 50 @ A2

PRELIMINARY



Bright Architecture Ltd  
629 Foxhall Rd  
Ipswich  
Suffolk  
IP3 8NE  
t: 07714822411  
e:joe@brightarchitecture.co.uk