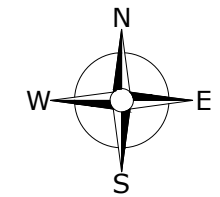
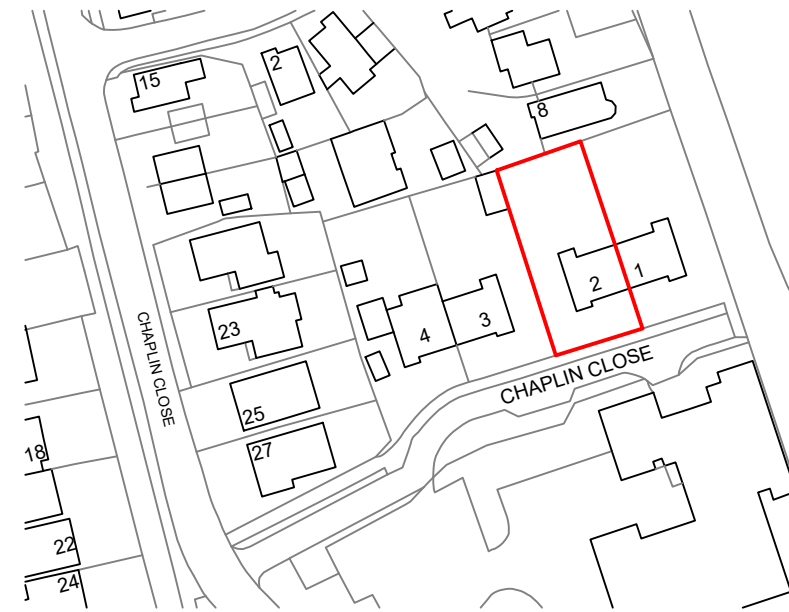
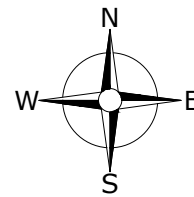
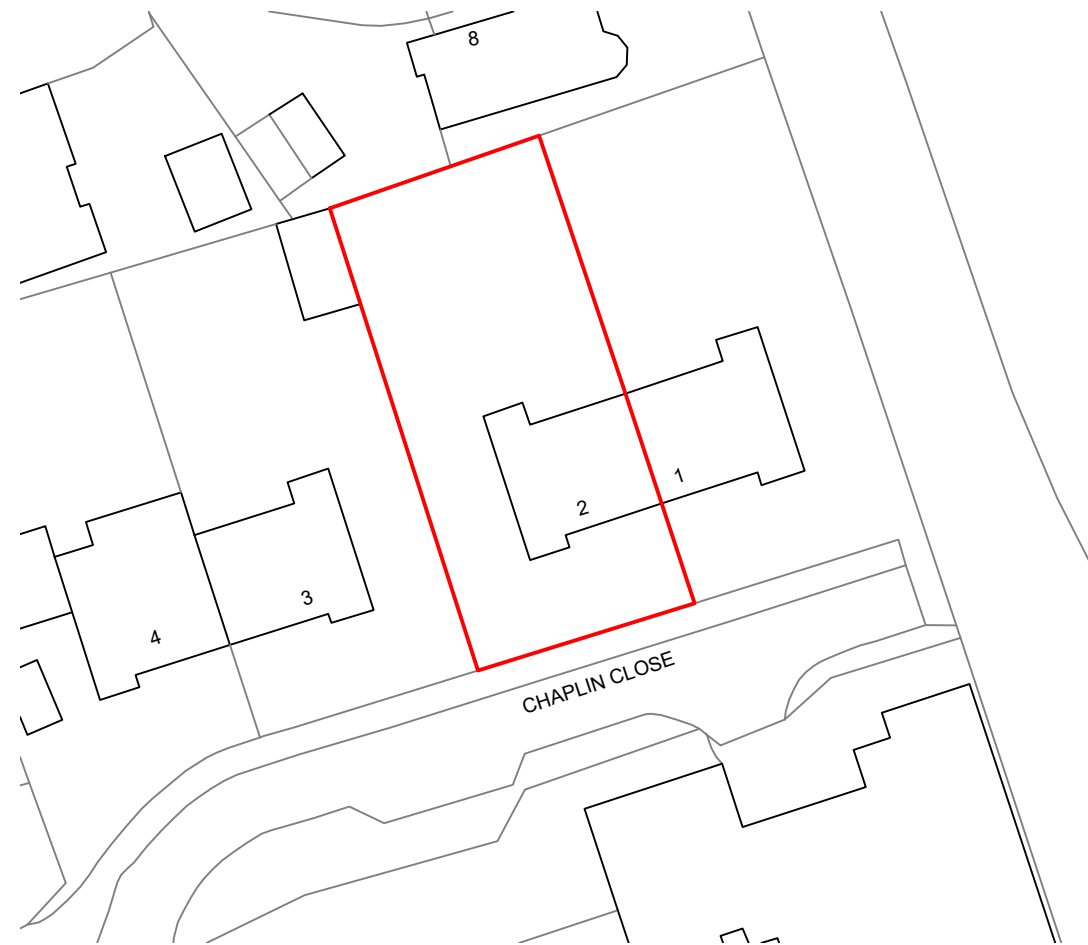


NOTES:

Do not scale this drawing. Work to figured dimensions only. Check all dimensions on site. Confirm any discrepancies prior to commencement of work.



LOCATION PLAN  
SCALE 1:1250  
0 10 20 30 40m

BLOCK PLAN  
SCALE 1:500  
0 5 10 15 20m

Rev:00	07/22	First Issue
--------	-------	-------------

**Krystal Architecture Ltd**

**A** :5 Tyndale Avenue, Basildon,  
Essex, SS14 3UD  
**T** : 01268 454581 / 07999061557  
**E** : info@krystal-architecture.com  
**W** : www.krystal-architecture.com

**Project Address**  
2 Chaplin Close, Basildon

**Client Name**  
Neil Barrett

**Drawing Title**  
Existing Location and Block Plans

**Status**  
Planning Drawings

**Drawing Number**  
**839-100**

**Rev: 00**

<b>Date</b> 28.07.2022	<b>Scale</b> 1:1250 1:500 @A3	<b>Drawn By</b> WN
---------------------------	----------------------------------	-----------------------