

CRACK MONITORING

for Subsidence Management Services

Greenfields, Vale Lane, Kersey, Ipswich, IP7 6EH

Client:	Subsidence Management Services
Client Contact:	Simon Davy
Claim Number:	10237146
Client Reference:	IFS-AVI-SUB-19-0083874
Policy Holder:	Mr Kenneth Gleed
Report Date:	30 September 2022
Our Ref:	M14544

Crack Monitoring Readings

The following table shows the reading levels of the Crack Monitoring Stations.

Date	A=B (H)	B=C (D)(C)	A=C (V)	Crack Width
C1 - EXT Stepped crack on RH gable - low level				
24 October 2019	62.66	94.87	74.57	5.50 - 12.40
3 January 2020	60.40	94.90	73.16	3.20 - 11.00
19 March 2020	60.26	94.87	72.98	3.10 - 2.00
20 May 2020	60.06	94.96	72.96	
13 July 2020	61.90	94.91	73.70	4.50 - 11.30
2 September 2020	65.20	94.91	75.10	7.90 - 12.70
30 October 2020	63.35	94.97	73.66	6.20 - 1.20
4 January 2021	62.61	94.93	73.08	5.40 - 11.00
23 February 2021	62.50	94.94	73.11	
24 April 2021	62.57	94.96	73.02	
25 June 2021	62.45	94.91	73.03	
7 September 2021	62.61	94.96	73.07	
21 December 2021	62.60	94.96	73.07	
19 February 2022	62.68	95.01	73.11	
8 June 2022	62.49	94.98	72.94	
8 August 2022	62.76	94.91	73.02	5.80
29 November 2022	63.40	94.95	73.28	6.00 - 116.00
Date	A=B (H)	B=C (D)	A=C (V)	Crack Width
C2 - EXT Crack to front elevation RHS of bay - Mid high				
24 October 2019			79.17	3.50
3 January 2020			78.01	10.90
19 March 2020			77.92	2.00
20 May 2020			77.78	
13 July 2020			78.25	2.40
2 September 2020			79.20	3.00
30 October 2020			78.34	1.80
4 January 2021			77.95	1.50
23 February 2021			78.11	
24 April 2021			78.09	
25 June 2021	78.07			
7 September 2021			78.00	
21 December 2021			77.99	
19 February 2022			78.07	
8 June 2022			77.82	1.50
8 August 2022			77.86	
29 November 2022			77.88	
Date	A=B (H)	B=C (D)	A=C (V)	Crack Width
C3 - INT LHS of bay				
24 October 2019	99.43			1.20
3 January 2020	98.77			1.70
19 March 2020	98.52			1.20
20 May 2020				

13 July 2020	99.03			3.20
2 September 2020	99.71			2.20
30 October 2020	99.68			
4 January 2021	98.94			1.40
23 February 2021	98.84			
24 April 2021	98.83			
25 June 2021	98.76			
7 September 2021	100.25			2.20
21 December 2021	99.26			1.40
19 February 2022	99.21			
8 June 2022	98.84			0.80
8 August 2022				
29 November 2022	100.83			

Date	A=B (H)	B=C (D)	A=C (V)	Crack Width
------	---------	---------	---------	-------------

C4 - IBT Hallway crack off lounge door head

24 October 2019	75.17	100.58	69.11	0.30 - 2.70 - 3.40
3 January 2020	75.06	98.92	67.30	1.50 - 1.50
19 March 2020	75.00	98.68	67.02	
20 May 2020				
13 July 2020	75.08	100.52	69.30	0.10 - 3.40 - 3.40
2 September 2020	75.79	101.58	69.58	1.20 - 3.30 - 3.90
30 October 2020	75.37	100.35	68.51	0.80 - 2.60 - 3.30
4 January 2021	74.99	99.10	67.41	0.20 - 0.80 - 0.80
23 February 2021	75.10	98.99	67.28	
24 April 2021	75.10	98.99	67.37	
25 June 2021	75.01	98.91	67.18	
7 September 2021	75.41	101.21	69.54	3.00 - 3.00
21 December 2021	75.04	99.72	68.48	2.20 - 3.20
19 February 2022	74.97	99.30	67.93	0.70 - 2.10
8 June 2022	74.97	99.27	67.92	
8 August 2022				
29 November 2022	77.02	103.89	70.25	

Date	A=B (H)	B=C (D)(C)	A=C (V)	Crack Width
------	---------	------------	---------	-------------

C5 - EXT Stepped crack to LH gable - low level (Front)

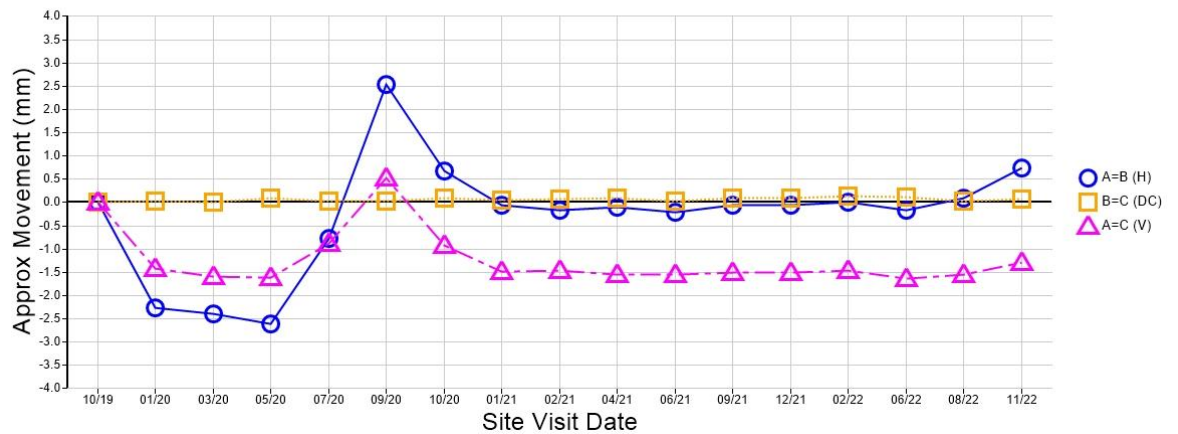
24 October 2019	67.09	96.92	73.79	12.70 - 11.80
3 January 2020	66.85	96.96	73.10	1.30
19 March 2020	66.41	97.00	72.95	
20 May 2020	66.50	96.91	72.90	
13 July 2020	67.41	97.01	74.28	1.80 - 1.90
2 September 2020	67.74	97.02	74.50	2.10 - 2.00
30 October 2020	67.48	96.92	73.77	1.80 - 1.30
4 January 2021	66.77	96.88	72.79	1.00 - 1.00
23 February 2021	66.70	97.00	72.83	
24 April 2021	66.59	97.01	72.79	
25 June 2021	66.70	97.00	73.01	
7 September 2021	67.90	97.00	74.45	1.80 - 2.00
21 December 2021	67.05	97.02	73.22	1.80 - 1.00
19 February 2022	66.98	97.03	73.18	

8 June 2022	67.09	97.00	73.51	1.20
8 August 2022	73.92	96.98	82.06	6.80 - 9.20
29 November 2022	79.24	96.98	87.64	11.20 - 12.10

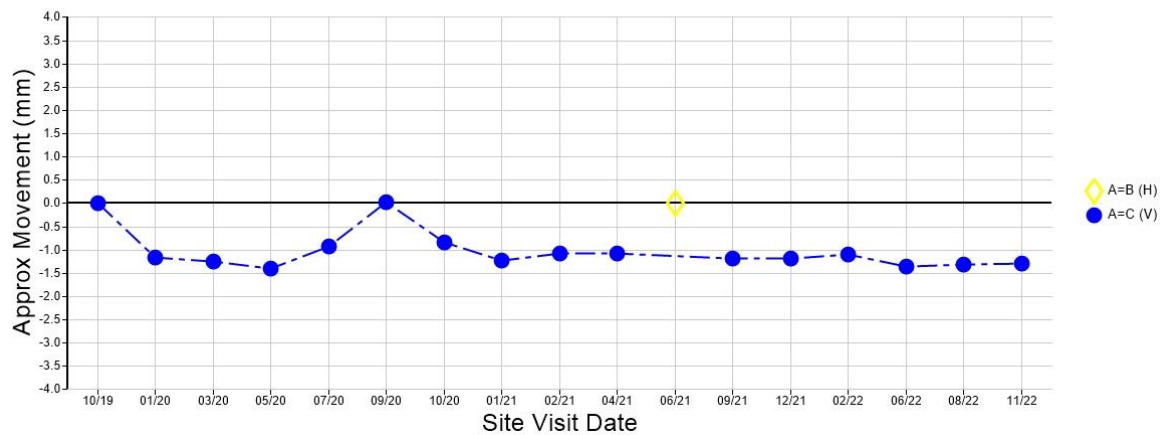
Crack Monitoring Difference Graphs

The following graphs display the progressive movement that each Crack Monitoring Station recorded at each separate site visit date to give an overall look at how much the property is moving.

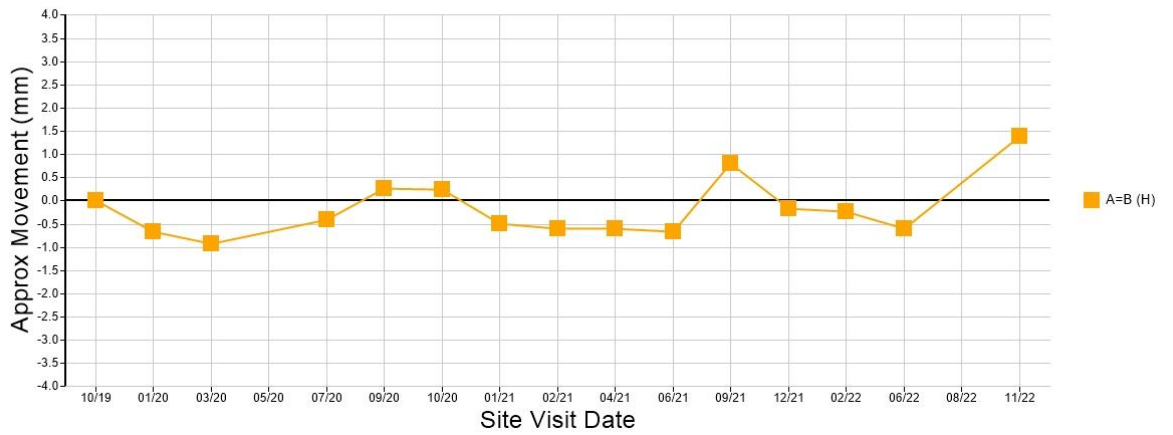
C1 - EXT Stepped crack on RH gable - low level



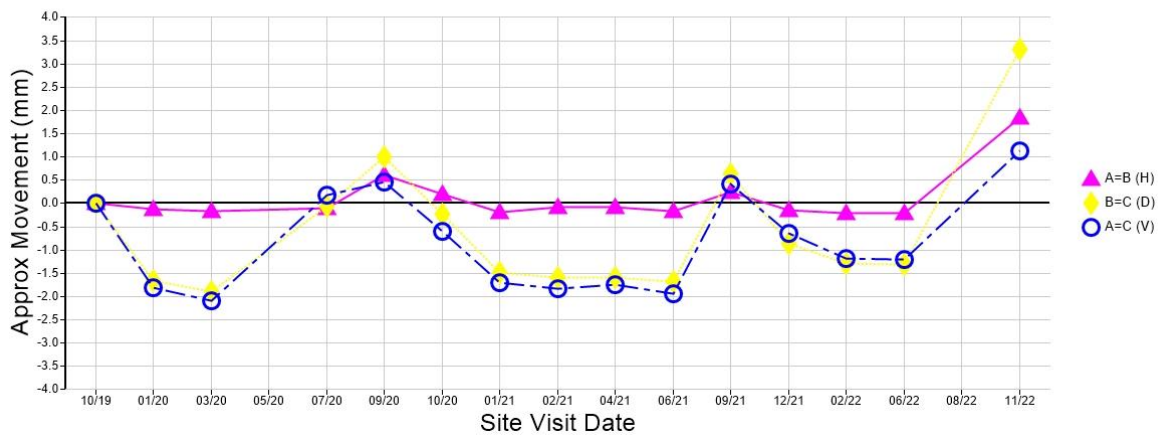
C2 - EXT Crack to front elevation RHS of bay - Mid hight



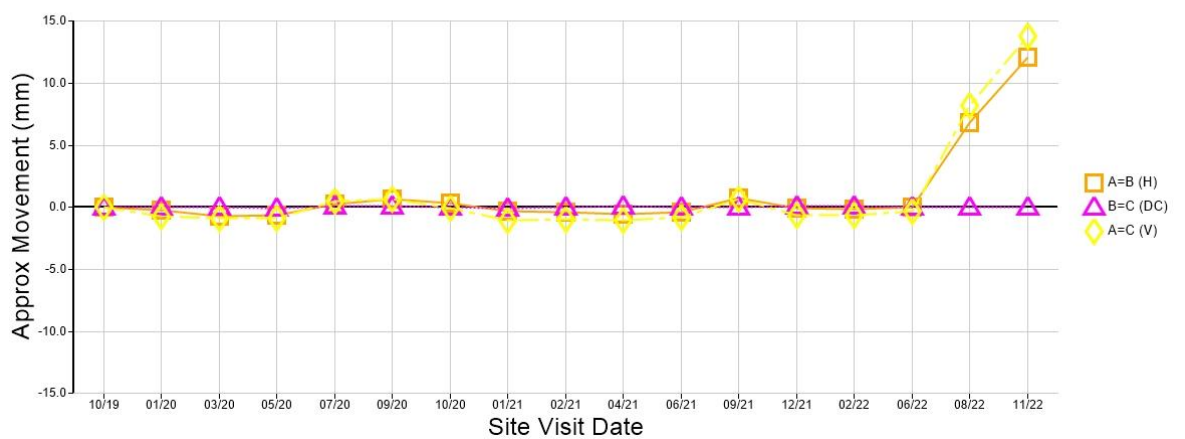
C3 - INT LHS of bay



C4 - IBT Hallway crack off lounge door head



C5 - EXT Stepped crack to LH gable - low level (Front)



Site Visit Notes

Site Visit: 3 January 2020

Level stations 3,5,6,7 all double checked for movement.

Site Visit: 13 July 2020

Downwards movement noted and checked- stations secure.

Site Visit: 2 September 2020

Movement noted and checked - stations secure.

Site Visit: 30 October 2020

Upwards movement noted and checked- collars secure. - please see photos attached. Movement on crack readings checked against crack width.