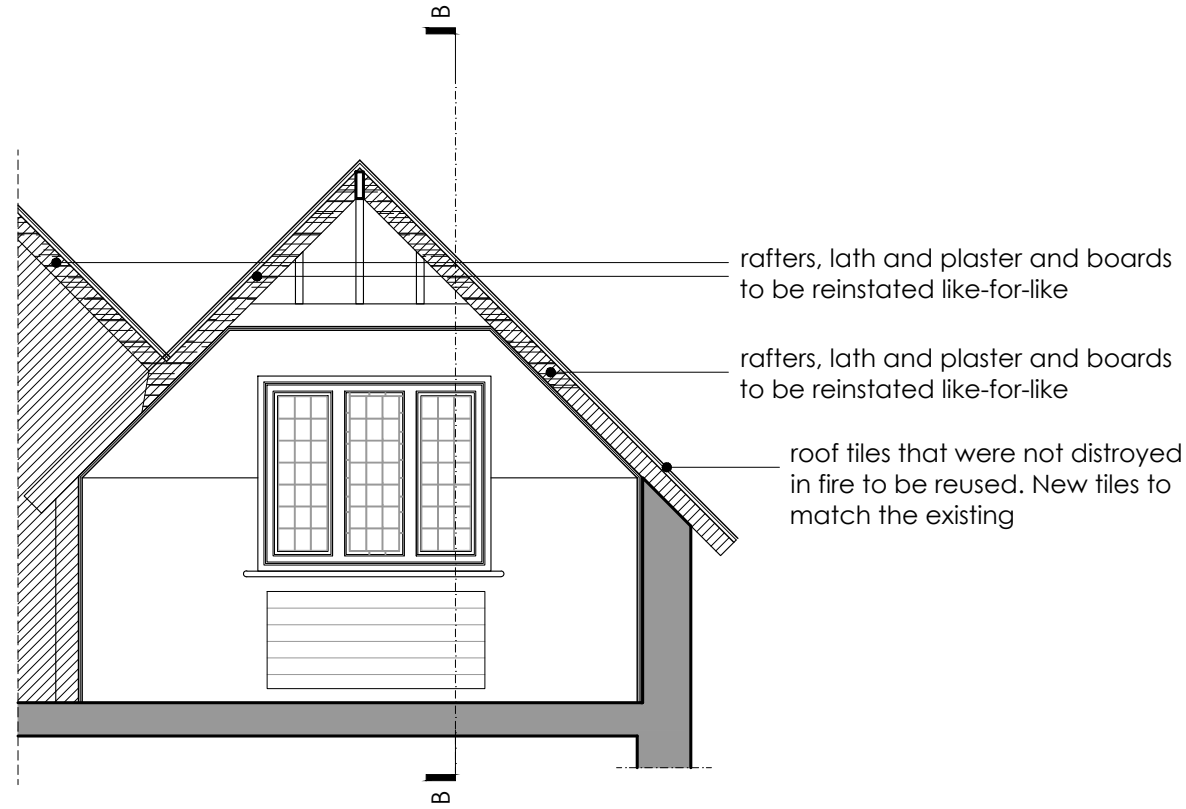
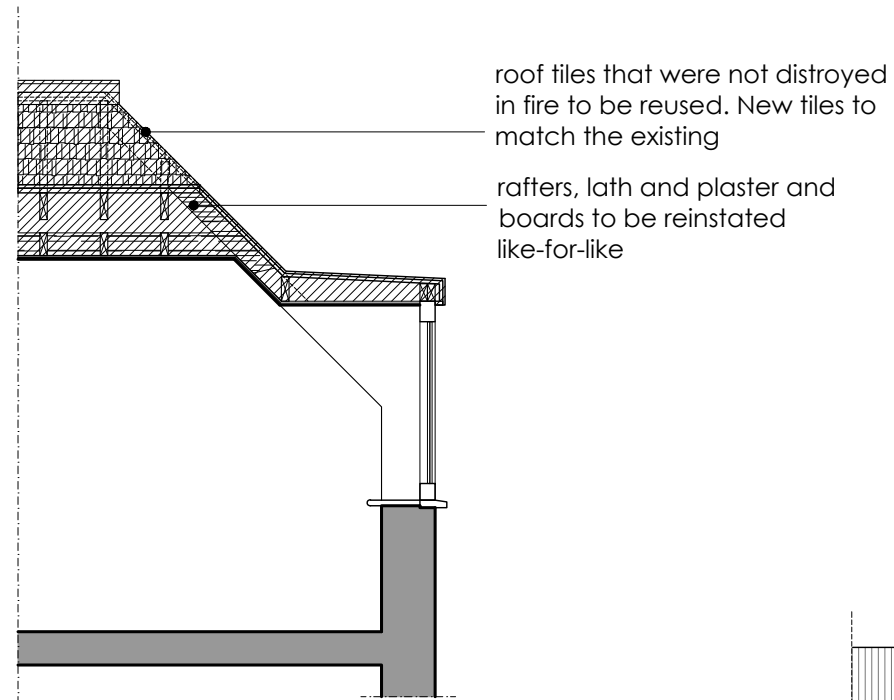
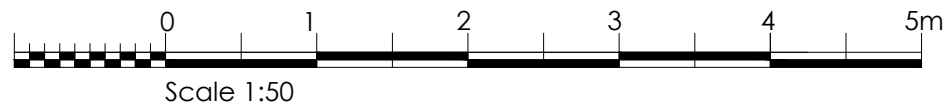


NOTE:
THIS DRAWING MUST NOT BE SCALED. THE CONTRACTOR IS TO CHECK ALL DIMENSIONS ON SITE
D:\++SHAPE OF ARCHITECTURE\++PRIVATE PROJECTS\187_Herringswell Manor, Herringswell, Bury St. Edmunds\DRAWINGS\MASTER_2022.07.14

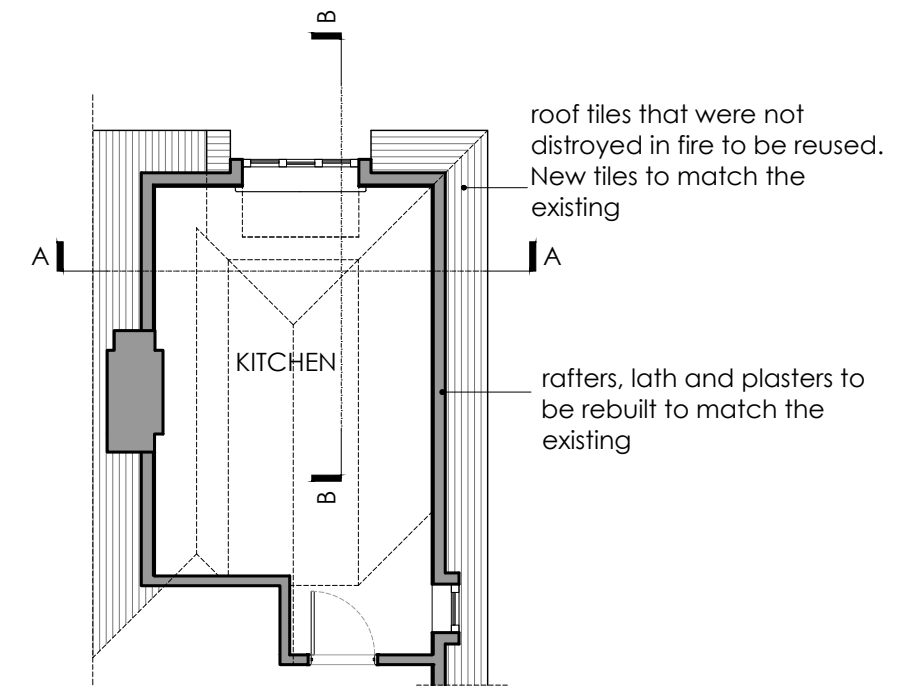
KEMP HOUSE, 160 CITY ROAD, LONDON, EC1V 2NX, UK
T: +44 (0) 7525 338664 Anna
T: +44 (0) 7707 929982 Katarzyna
E: info@shapeofarchitecture.com



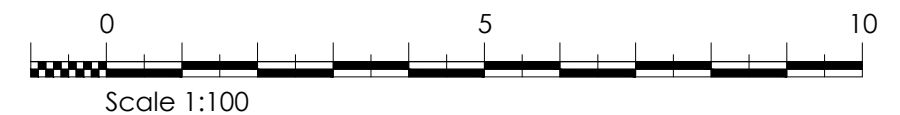
PROPOSED INTERNAL
ELEVATION/SECTION
A-A scale 1:50



PROPOSED INTERNAL
SECTION B-B
scale 1:50



PROPOSED DORMER
PLAN. DETAIL 1.
scale 1:100



REV	DATE	IN'L	DESCRIPTION	CHK	REV	DATE	IN'L	DESCRIPTION	CHK
01	22/08/04	AZ							
00	22/07/19	AZ							

LEAD CONSULTANTS
SHAPE OF ARCHITECTURE
PROJECT
Herringswell Manor, Herringswell, Suffolk, IP28 6SH
CLIENT
Herringswell Resident Co Ltd C/o Encore Estate Management Ltd

DRAWING NOTE
PROPOSED PLANS

DRAWING STATUS PLANNING		PAPER SIZE A3	REVISION 01
SCALE 1:50, 1:100 @ A3			
JOB No.	DRAW. No.	DRAWING TITLE	
187 - D.02 - PROPOSED PLANS			