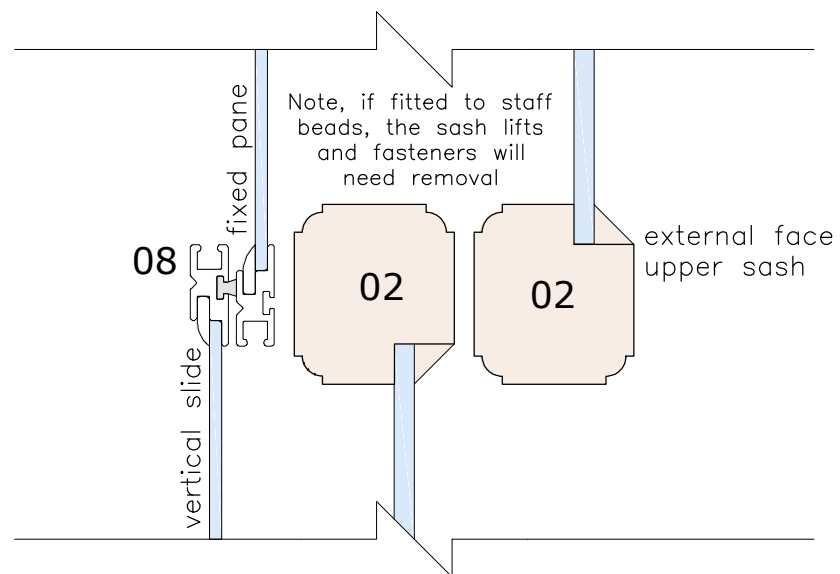
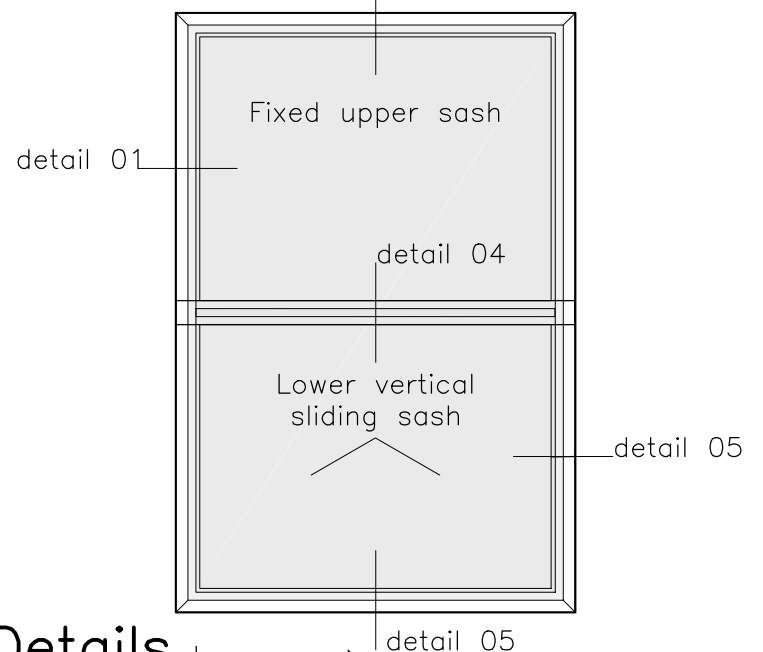
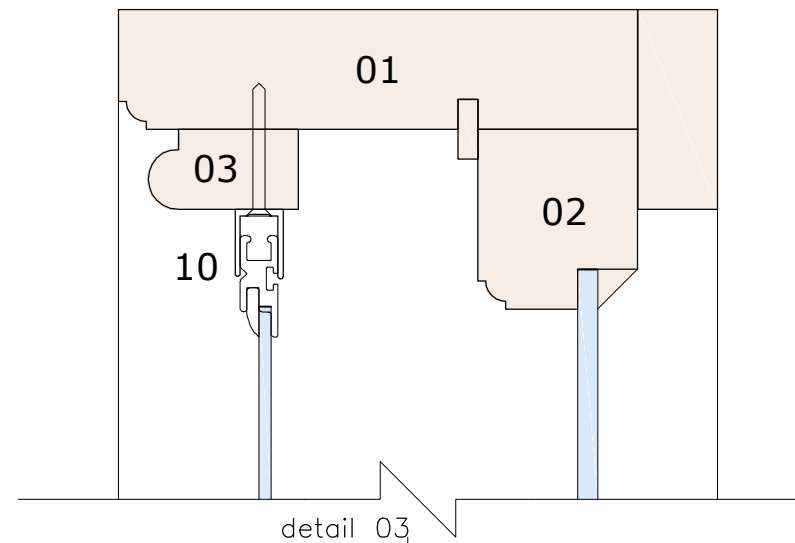


Detail 01 1:2 (approx)

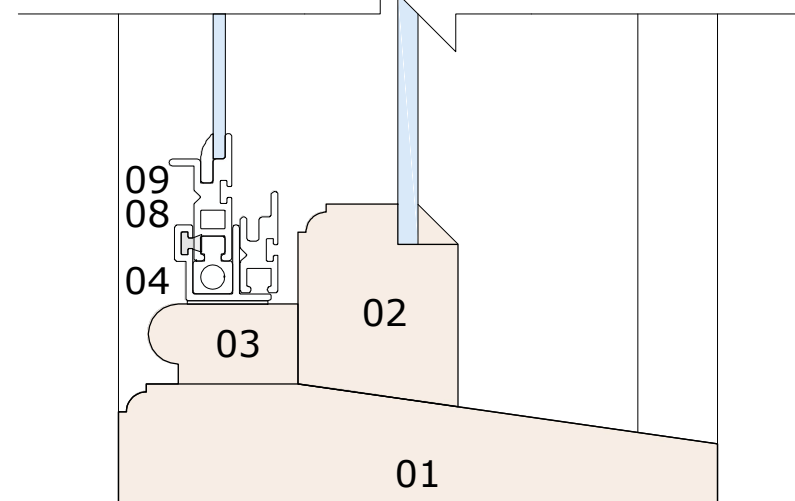


Detail 04 1:2 (approx)

Detail 03 1:2 (approx)

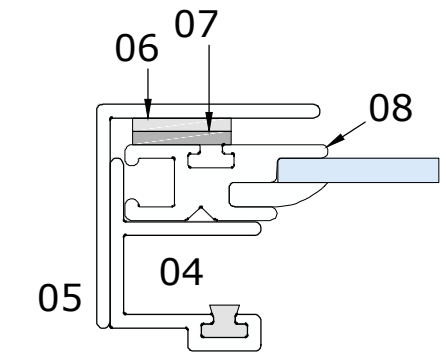


Details 01 and 05



Detail 05

THIS DRAWING IS FULLSIZE AT A3
planning drawing only - do NOT build from this drawing



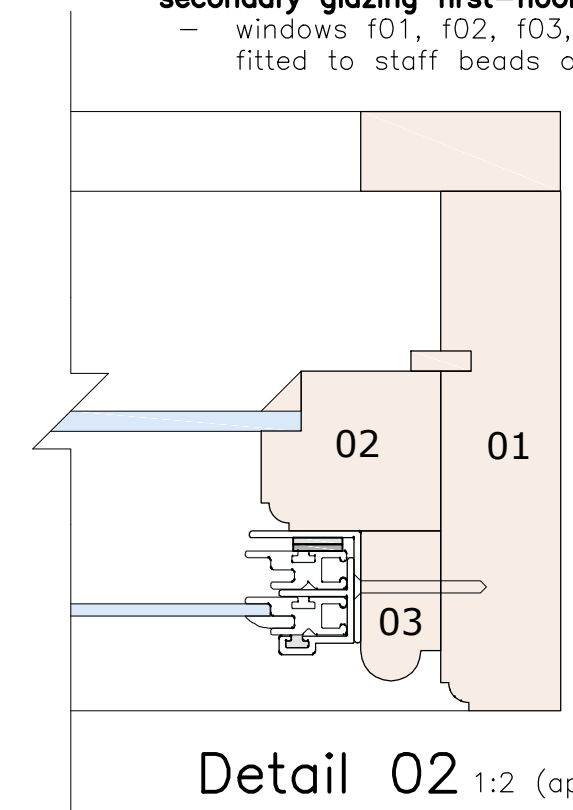
Detail A 1:1 (approx)

secondary glazing – ground floor placement:

- windows g02, g03 and g04, fitted to staff beads to avoid timber shutters
- window m01; could also include, but fitted to frame instead of staff beads

secondary glazing first-floor placement:

- windows f01, f02, f03, f04, f05 & m01, fitted to staff beads or window frames

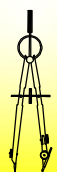


Detail 02 1:2 (approx)



Key:

- 01 existing frame (generic)
- 02 existing sash (generic)
- 03 existing staff bead (generic)
- 04 aluminium profile
- 05 aluminium L profile
- 06 steel strip
- 07 rubberised magnetic strip
- 08 aluminium profile
- 09 aluminium profile
- 10 deep guide



Andy Paton MCIAT
AJ Design
16 Treburley Close, Treburley, LAUNCESTON
tel: 01579 370567
email: andy.ajdesign@btinternet.com

Project
Refurbishment Works at The Old Rectory
Clyst St Lawrence, CULLOMPTON, EX15 2NW
for Drs Dixon

Dwg title
Proposed Works
Secondary Glazing Considerations
(Based on dwg LVSS SB SW.004 by STORM)
05 Window Repairs

dwg no	MD22 0411 – 47	Initial
scale	date	drawn
as shown	12/09/22	AJPaton
		chkd.
		AJP

This drawing is copyright

web www.ajdesignonline.co.uk