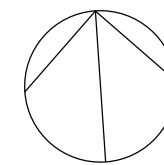
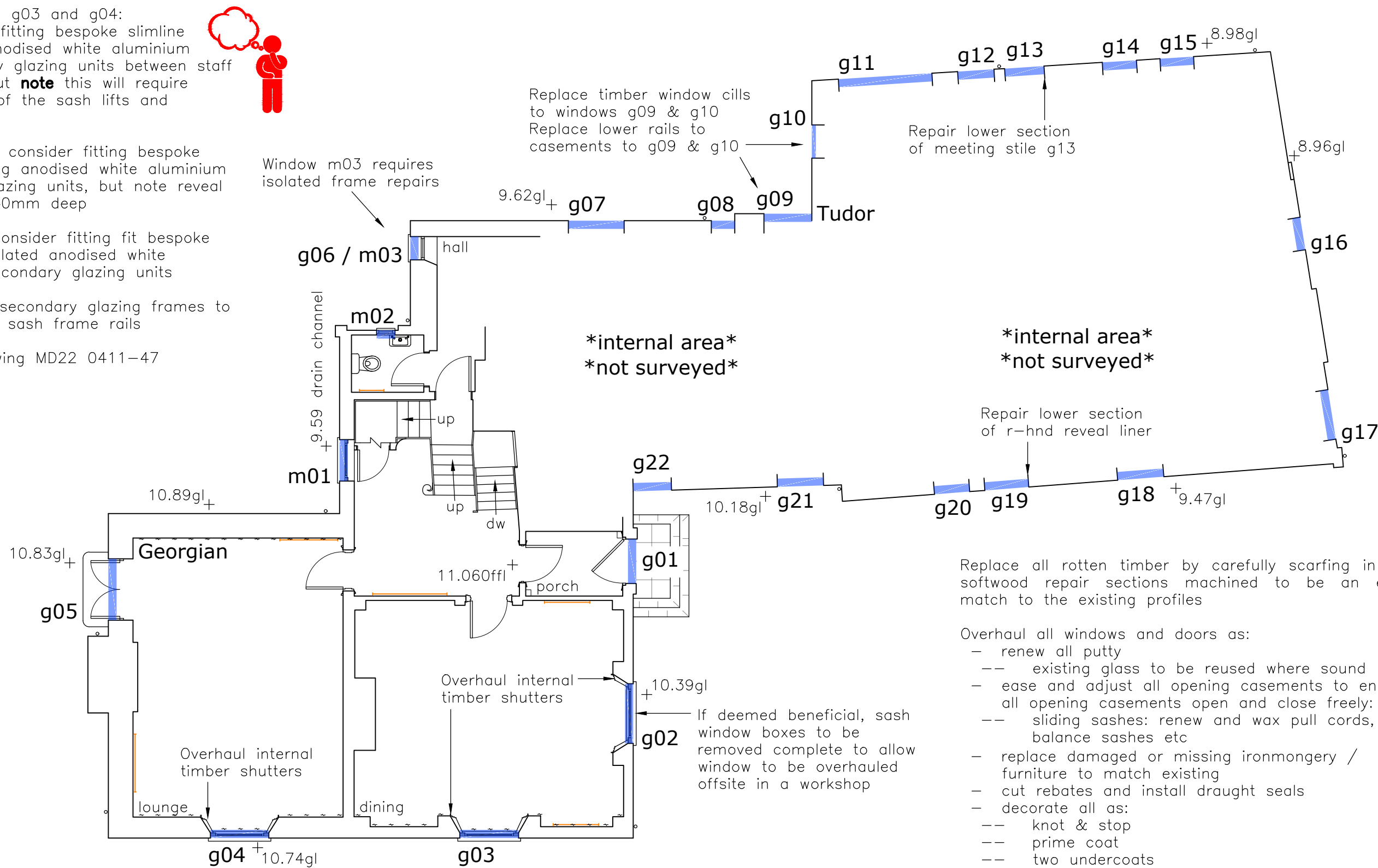


Filename md22 0411

**secondary glazing:**

- windows g02, g03 and g04:
  - consider fitting bespoke slimline sliding anodised white aluminium secondary glazing units between staff beads, but **note** this will require removal of the sash lifts and fasteners
- window m01; consider fitting bespoke slimline sliding anodised white aluminium secondary glazing units, but note reveal only 30 to 40mm deep
- doors g05; consider fitting fit bespoke fixed & ventilated anodised white aluminium secondary glazing units
- all windows; secondary glazing frames to coincide with sash frame rails
- refer to drawing MD22 0411-47



\*internal area\*  
\*not surveyed\*

\*internal area\*  
\*not surveyed\*

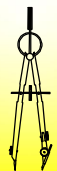
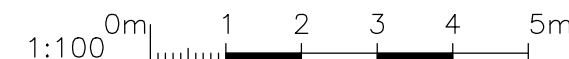
Replace all rotten timber by carefully scarfing in new softwood repair sections machined to be an exact match to the existing profiles

Overhaul all windows and doors as:

- renew all putty
  - existing glass to be reused where sound
- ease and adjust all opening casements to ensure all opening casements open and close freely:
  - sliding sashes: renew and wax pull cords, balance sashes etc
- replace damaged or missing ironmongery / furniture to match existing
- cut rebates and install draught seals
- decorate all as:
  - knot & stop
  - prime coat
  - two undercoats
  - two topcoats; colour to match existing
  - ensure all opening casements open and close freely following decoration

If deemed beneficial, sash window boxes to be removed complete to allow window to be overhauled offsite in a workshop

**Proposed Ground Floor Layout 1:100  
(05 Window Repairs)**



Andy Paton MCIAT  
AJ Design  
16 Treburley Close, Treburley, LAUNCESTON  
tel: 01579 370567  
email: andy.ajdesign@btinternet.com

Project  
Refurbishment Works at The Old Rectory  
Clyst St Lawrence, CULLOMPTON, EX15 2NW  
for Drs Dixon

Dwg title  
Proposed Works  
Proposed Ground Floor Layout  
05 Window Repairs

dwg no	MD22 0411 - 45	Initial
scale	1:100	date
		drawn
		chkd.
		AJP