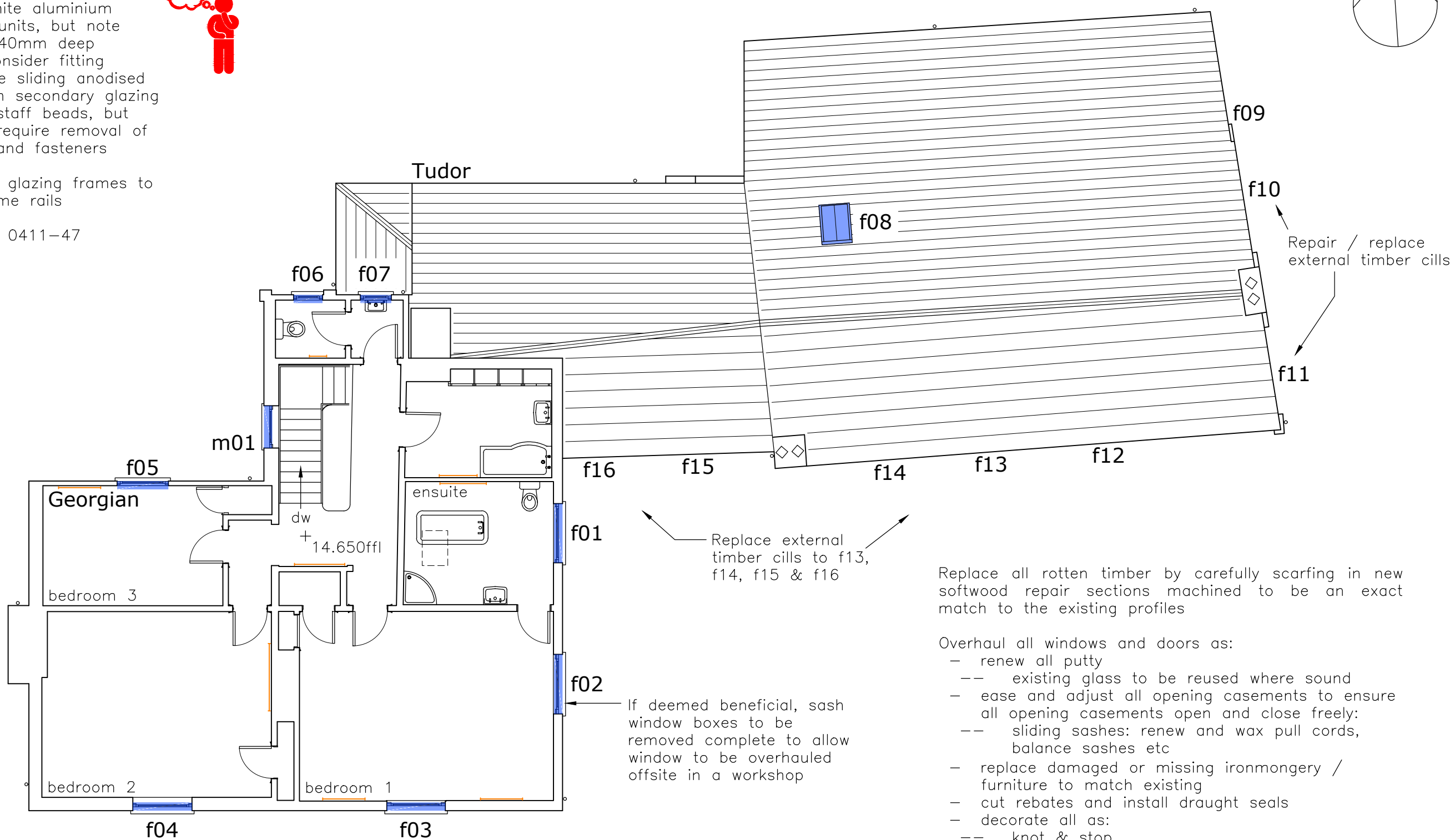
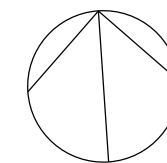


Filename md22 0411

secondary glazing:

- windows f01, f02, f03, f04, f05 & m01:
 - consider fitting bespoke slimline sliding anodised white aluminium secondary glazing units, but note reveal only 30 to 40mm deep
 - alternatively, consider fitting bespoke slimline sliding anodised white aluminium secondary glazing units between staff beads, but **note:** this will require removal of the sash lifts and fasteners
- all windows; secondary glazing frames to coincide with sash frame rails
- refer to drawing MD22 0411-47

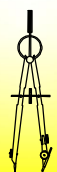
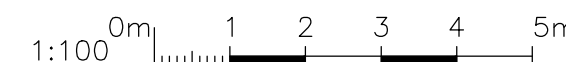


Replace all rotten timber by carefully scarfing in new softwood repair sections machined to be an exact match to the existing profiles

Overhaul all windows and doors as:

- renew all putty
- existing glass to be reused where sound
- ease and adjust all opening casements to ensure all opening casements open and close freely:
 - sliding sashes: renew and wax pull cords, balance sashes etc
- replace damaged or missing ironmongery / furniture to match existing
- cut rebates and install draught seals
- decorate all as:
 - knot & stop
 - prime coat
 - two undercoats
 - two topcoats; colour to match existing
 - ensure all opening casements open and close freely following decoration

Proposed First Floor Layout 1:100
(05 Window Repairs)



Andy Paton MCIAT
AJ Design
16 Treburley Close, Treburley, LAUNCESTON
tel: 01579 370567
email: andy.ajdesign@btinternet.com

Project
Refurbishment Works at The Old Rectory
Clyst St Lawrence, CULLOMPTON, EX15 2NW
for Drs Dixon

Dwg title
Proposed Works
Proposed First Floor Layout
05 Window Repairs

dwg no	MD22 0411 - 46	Initial
scale	1:100	date
		19/08/22
drawn	AJPaton	chkd.
		AJP