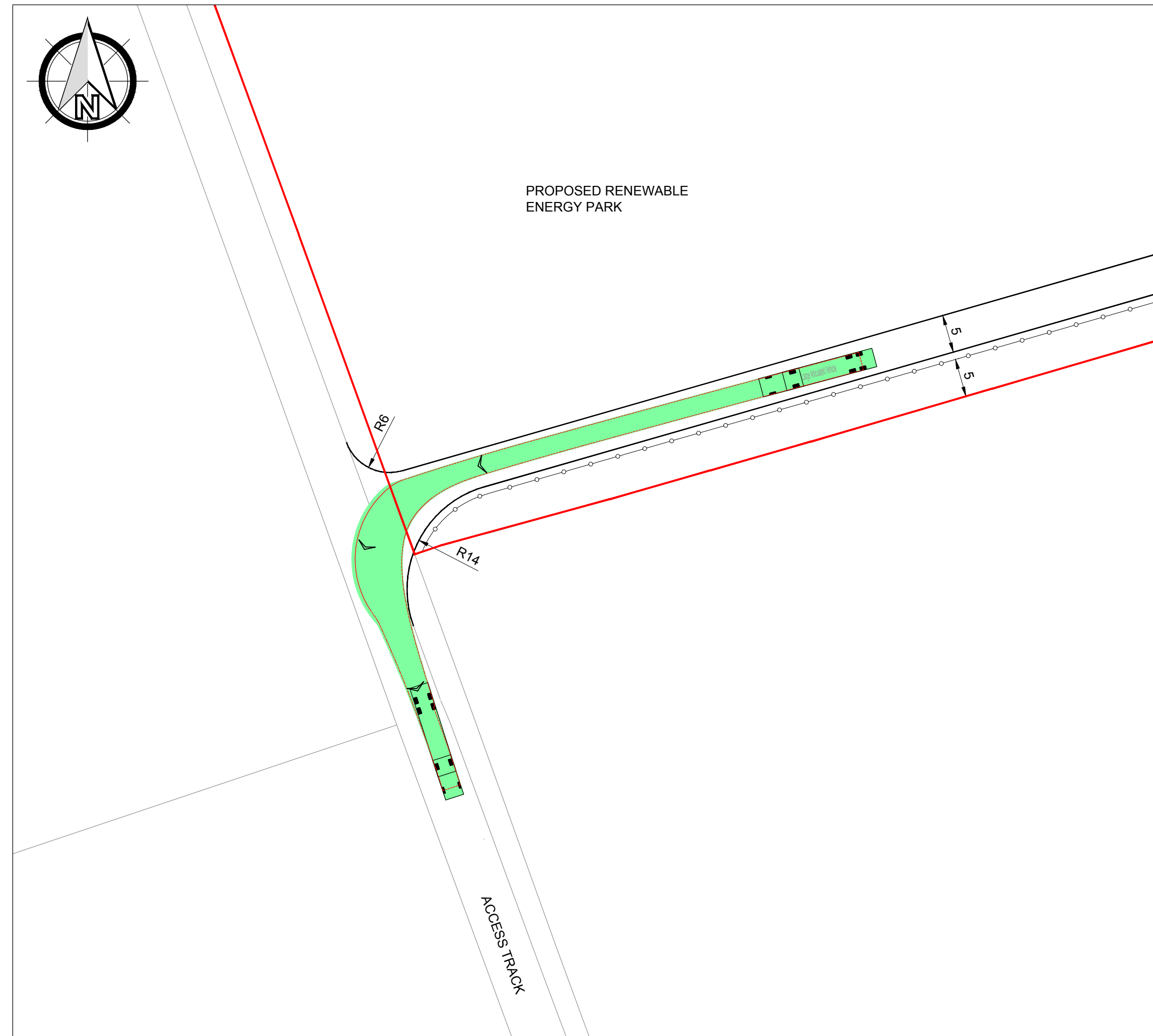



HGV - RIGHT TURN FROM ACCESS TRACK TO SITE

- LEGEND**
- SITE BOUNDARY
  - PERIMETER FENCE



HGV - LEFT TURN FROM SITE ONTO ACCESS TRACK

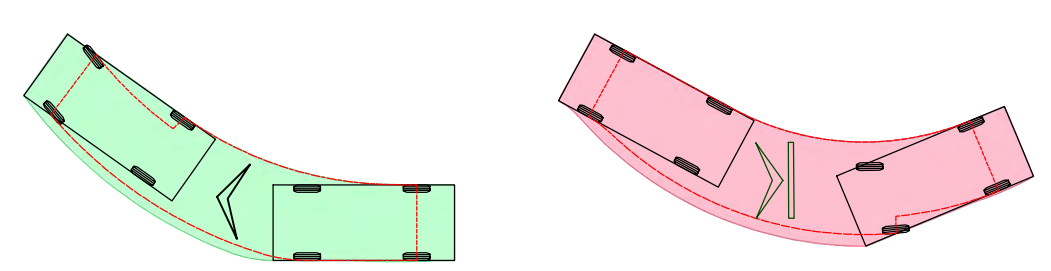
- PLANNING GENERAL NOTES:**
1. THE DRAWINGS, DESIGN AND ALL INFORMATION CONTAINED THEREIN ARE THE SOLE COPYRIGHT OF CANHAM CONSULTING LTD AND ANY REPRODUCTION IS FORBIDDEN UNLESS PERMISSION IS OBTAINED IN WRITING.
  2. ALL DRAWINGS SHALL BE READ IN CONJUNCTION WITH ALL RELEVANT OTHER DRAWINGS AND SPECIFICATIONS.
  3. ANY DISCREPANCIES BETWEEN THE INFORMATION GIVEN BY THE ENGINEER, AND THAT PROVIDED BY OTHERS, MUST BE REFERRED TO THE ENGINEER BEFORE THE AFFECTED WORKS PROCEED.
  4. DIMENSIONS MUST NOT BE SCALED FROM THE ENGINEER'S DRAWINGS.
  5. ALL DIMENSIONS ARE IN METRES UNLESS NOTED OTHERWISE.
  6. THE INFORMATION SHOWN DOES NOT CONSTITUTE TECHNICAL APPROVAL FROM THE RELEVANT AUTHORITIES AND COULD BE SUBJECT TO CHANGE POST PLANNING.



Large Articulated Vehicle	
Overall Length	12.200m
Overall Width	2.550m
Overall Body Height	2.550m
Min Body Ground Clearance	0.405m
Max Track Width	2.377m
Lock to lock lane	3.090m
Kerb to Kerb Turning Radius	6.610m

ALL TRACKING HAS BEEN BASED ON THE INFORMATION ABOVE. DIMENSIONS ABOVE ARE AS PER PHOENIX DATA SHEET FOR THE LARGE ARTICULATED VEHICLE. THE DIAGRAM IS FOR VISUALISATION PURPOSES ONLY.

**VEHICLE SWEEP PATH - KEY TO SYMBOLS**



- VEHICLE MOVING FORWARD  
BODY OUTLINE - GREEN SHADING  
WHEEL TRACK - RED DOTTED LINE
- VEHICLE MOVING IN REVERSE  
BODY OUTLINE - RED SHADING  
WHEEL TRACK - RED DOTTED LINE

**PRELIMINARY DRAWING:**  
THIS DRAWING IS FOR PRELIMINARY PURPOSES ONLY AND MUST NOT BE READ AS A CONSTRUCTION ISSUE. IT INDICATES DESIGN INTENT ONLY AND IS SUBJECT TO AMENDMENT DURING FINAL DESIGN DEVELOPMENT.

rev	date	details	drawn	checked
P01	25.05.22	PRELIMINARY ISSUE	AW	MR



**Structural Engineers**   **Civil Engineers**   **Building Surveyors**

+44 (0)1603 430650 | mail@canhamconsulting.co.uk | www.canhamconsulting.co.uk  
client

ENGENA LIMITED  
CREETING ST. MARY, SUFFOLK  
architect

project  
THREE OAKS RENEWABLE ENERGY PARK  
WEST BACK SIDE, HAISTHORPE, DIFFIELD, YO25 4NW

title  
Figure 17c - Site Entrance Junction Swept Paths

CCL ref.	drawn	design	checked	scale	size	date
217861	AW	AW	MR	1:500	A1 (L)	24.05.22

status:  
**S3 - SUITABLE FOR REVIEW & COMMENT**

drawing number	revision
217861-CCL-XX-XX-DR-C-3002	P01

THIS DESIGN IS PRODUCED IN ACCORDANCE WITH THE CONSTRUCTION (DESIGN AND MANAGEMENT) REGULATIONS 2016 INCORPORATING THE APPROVED CODE OF PRACTICE: REGULATIONS 2, 7 AND 11. THOSE ALTERING THE DESIGN WITHOUT THE AUTHORITY OF CANHAM CONSULTING LTD SHOULD BE AWARE THEY MAY ALSO ASSUME RESPONSIBILITY FOR THOSE CHANGES.