


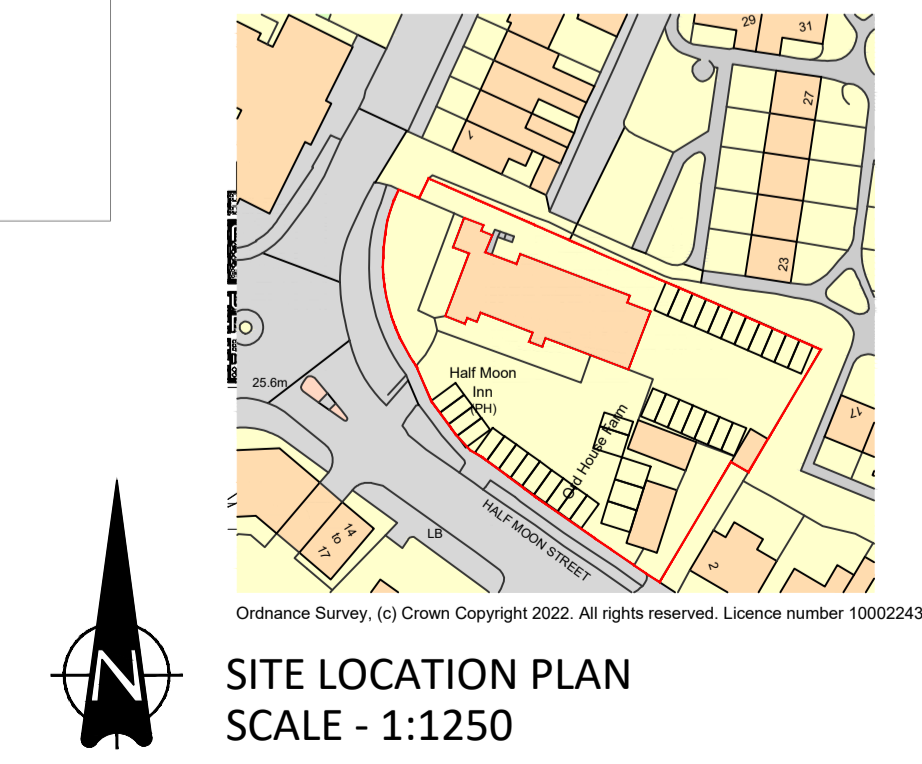
NOTE: Do not scale dimensions from this drawing. If in doubt refer to JS Design.


This drawing remains the copyright of the JS Design Partnership alone all materials specified must be used in accordance with the manufacturers recommendations and all relevant current codes of practice.

| Rev. | Description                          | Date     |
|------|--------------------------------------|----------|
| A    | Location plan and North arrow added. | 23.09.22 |



 EXISTING GROUND FLOOR PLAN  
SCALE - 1:50



 SITE LOCATION PLAN  
SCALE - 1:1250

CDM 2015:  
Under the CDM regulations there are no significant design risks.

**JS DESIGN**  
PARTNERSHIP LLP

T: 01274 53022  
E: info@jsdesignpartnership.co.uk  
Unit 5, Peel House, 2 Taunton Street, Shipley Bradford, BD18 3NA.  
the jsdesign partnership is a limited liability partnership registered no 00382211

Client:  
**STAR PUBS & BARS**

Project:  
**THE HALF MOON INN  
STAKEFORD  
CHOPPINGTON  
NE62 5TT**

Title:  
**EXISTING PLAN**

| Drawing No. | Rev. | Date     | Drawn By | Checked | Scale @ A1 |
|-------------|------|----------|----------|---------|------------|
| 9021-01     | A    | 12.05.22 | HM       | SA      | 1:50       |