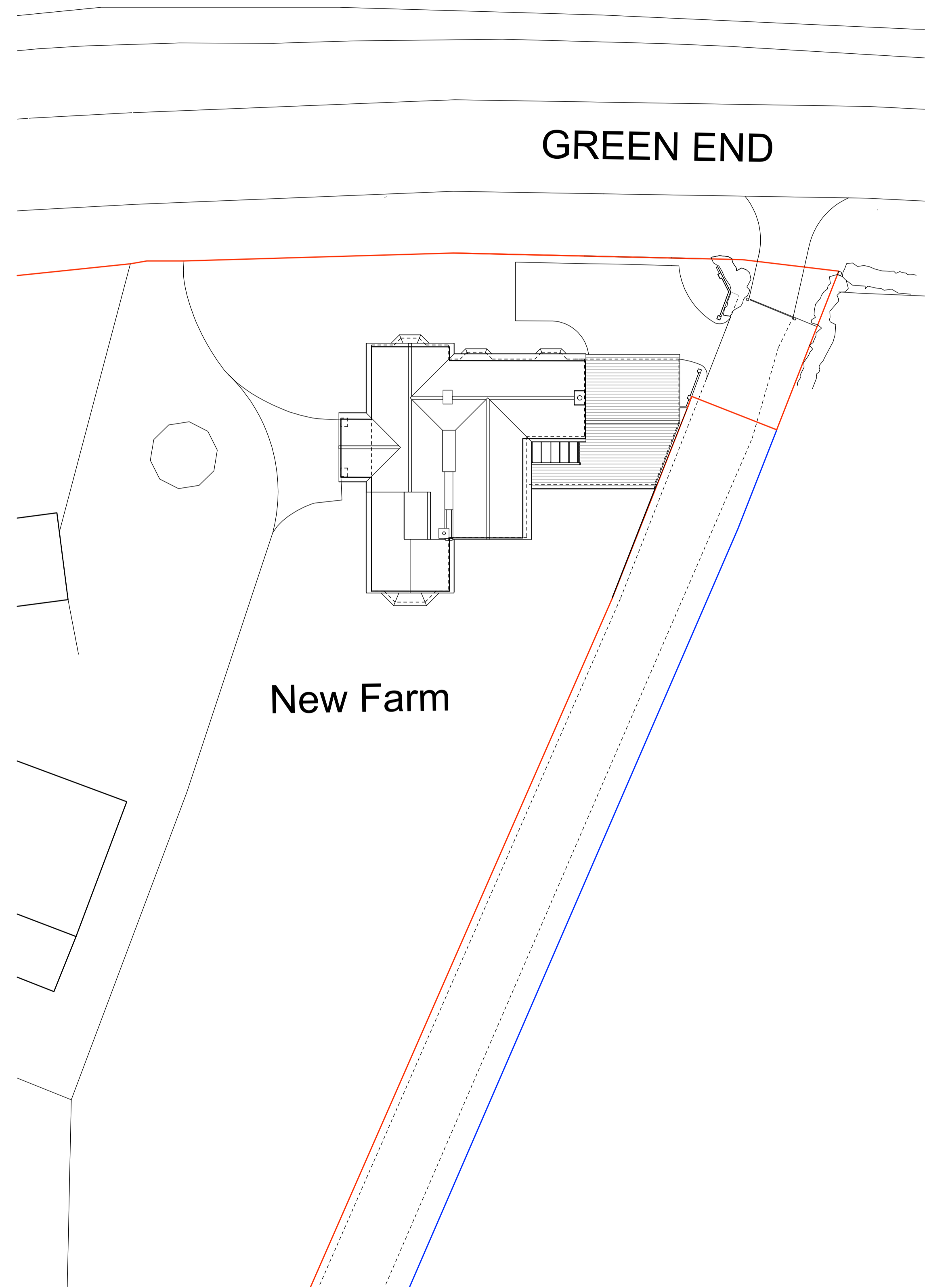
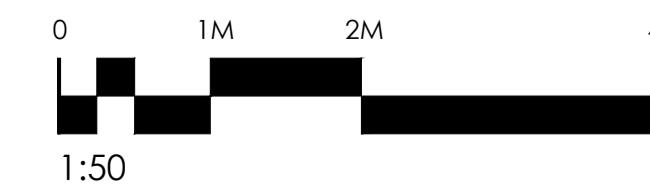
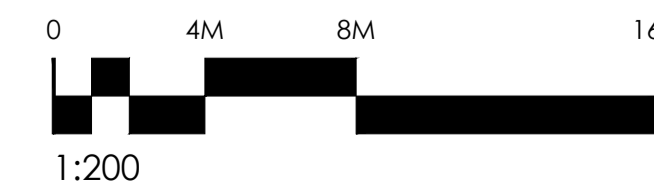


ROOF PLAN
EXISTING 1:50 @ A1



EXISTING SITE PLAN
EXISTING 1:200 @ A1



General Notes:
 The Contractor is responsible for checking all dimensions on site prior to commencement of the works with any error being reported to Ely Planning Company (Cambridge) Ltd as soon as possible.
 Any construction work carried out prior to receiving all necessary approvals is entirely at the householders / clients risk.
 All building work to be carried out to the satisfaction of the Local Authority Building Control Officer and in accordance with the current Building Regulations and as such additional unforeseen building works may be required on site.
 The Contractor shall inspect all adjoining properties which may be affected by the works prior to commencement or works and record and report with the owner any defects.
 The Contractor shall be entirely responsible for the security, strength and stability of the building during the course of the works.
 Drawings produced for the purpose of obtaining Building Regulations approvals only and do not constitute full working drawings.
 All drawings are the copyright of Ely Planning Company (Cambridge) Ltd. This drawing may not be copied by any third parties without prior permission.

EXISTING ROOF PLAN & LOCATION PLAN

ELY PLANNING CO.
 STUDIO 5, PENN FARM
 HARSTON ROAD, HASLINGFIELD
 CAMBRIDGESHIRE, CB23 1JZ
 01223 872690
 WWW.ELY-PLANNING.CO.UK
 INFO@ELY-PLANNING.CO.UK

CLIENT NAME	DATE	
Dama Developments Ltd.	19/07/22	
PROJECT	First Floor Extension Above Garage at New Farm, Green End, Landbeach, Cambridge	
DRAWING TITLE	Existing Roof Plan and Site Plan	
DRAWING STATUS	PLANNING ISSUE	
PAPER SIZE	SCALE	DRAWN BY
A1	AS SHOWN	D.H
DRAWING NO.	EP884-22-03	