

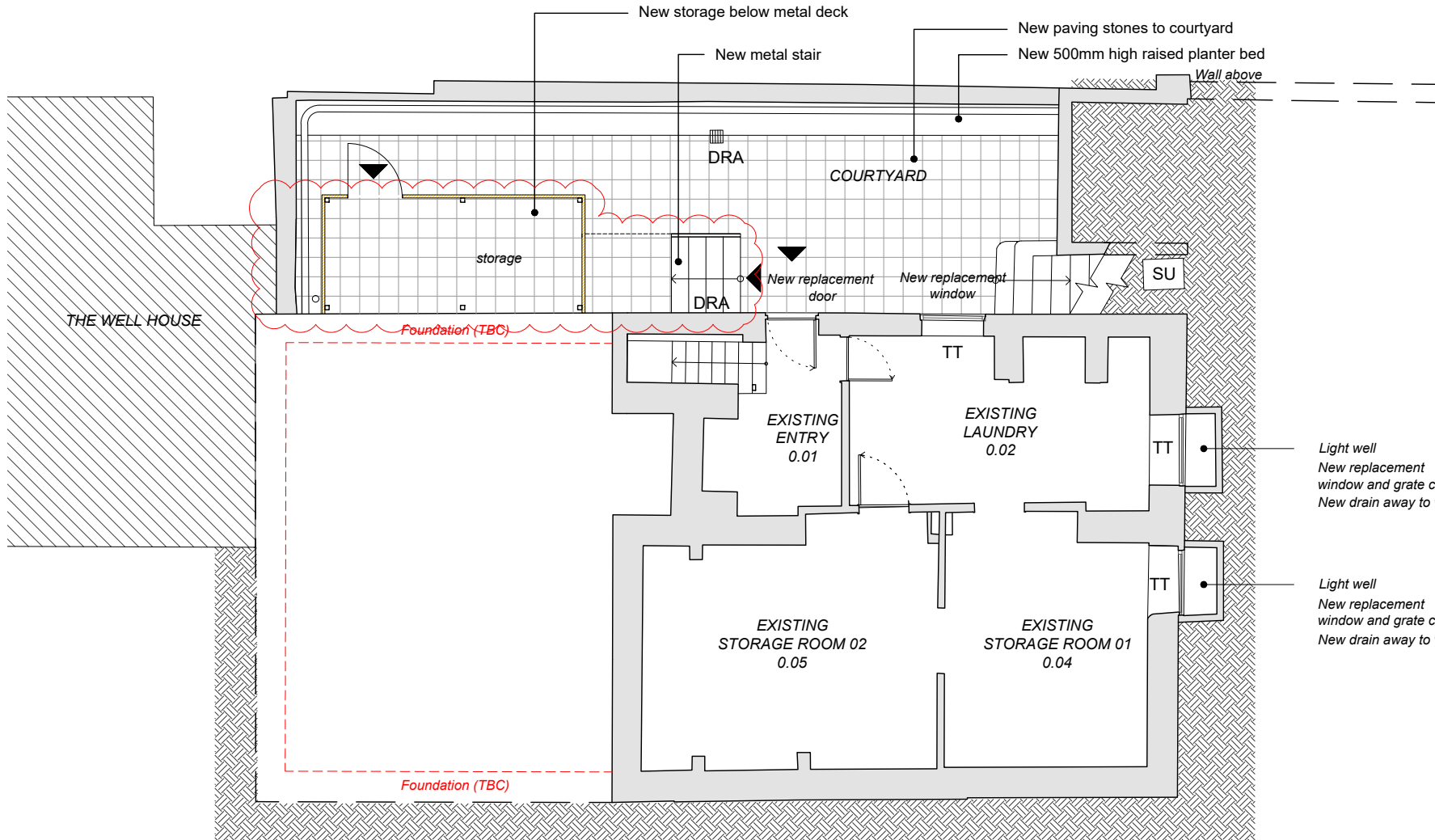


KEY

-  Existing walls
-  New walls
- TT Tilt & turn window
- SU Sewage access point
- DRA Drainage access point



NOTES

- Conduct assesment of waterproofing in basement. Basement to be assessed by specialist basement consultant.
- Covenants are not to be infringed.
- Building to be assessed by a structural engineer before any construction work begins.

Light well
New replacement window and grate cover
New drain away to well

Light well
New replacement window and grate cover
New drain away to well

NEW LOWER GROUND FLOOR PLAN 1:100
PROPOSED CONDITIONS @A4

Drawing: New lower ground floor plan
Scale: 1:100 @ A4

Project: The Maltings
Client: Coonar-Hughes
Stage: Planning Application

Drawn by: SD
Checked by: SD
Issue date: 09.27.2022

Notes:
This drawing is copyrighted.
Drawing not to be used for construction
All dimensions to be checked on site
Drawings based on survey ASC.21.084A

DOWLEY
SAM@DOWLEYCOARC.COM
+44 7846 382 005

Dwg: 1.03
Rev: 03

