

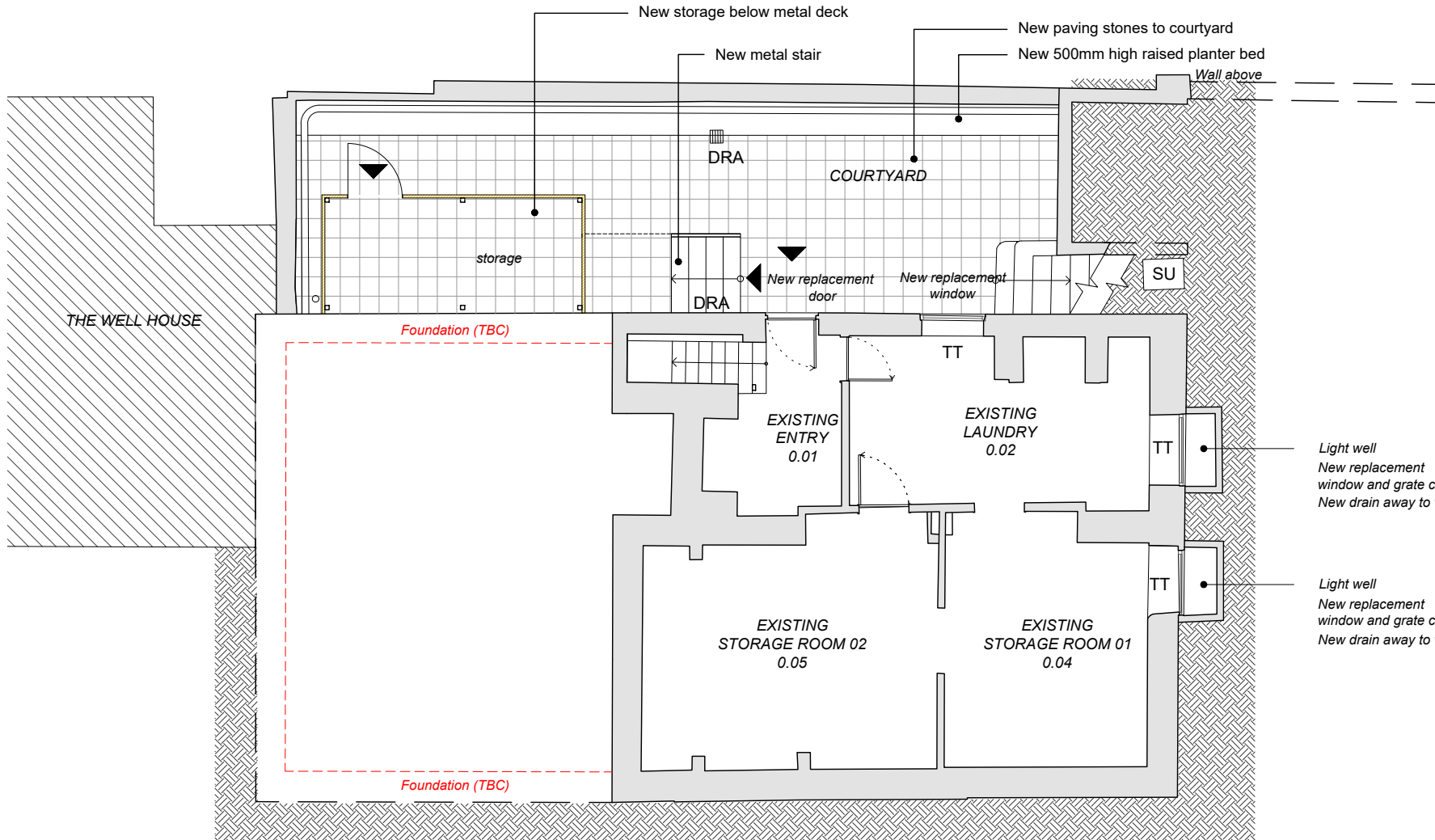


KEY

-  Existing walls
-  New walls
- TT Tilt & turn window
- SU Sewage access point
- DRA Drainage access point



NOTES

- Conduct assesment of waterproofing in basement. Basement to be assessed by specialist basement consultant.
- Covenants are not to be infringed.
- Building to be assessed by a structural engineer before any construction work begins.

NEW LOWER GROUND FLOOR PLAN 1:100
 PROPOSED CONDITIONS @A4

Drawing: New lower ground floor plan
 Scale: 1:100 @ A4

Project: The Maltings
 Client: Coonar-Hughes
 Stage: Planning Application

Drawn by: SD
 Checked by: SD
 Issue date: 13.10.2022

Notes:
 This drawing is copyrighted.
 Drawing not to be used for construction
 All dimensions to be checked on site
 Drawings based on survey ASC.21.084A

DOWLEY
 SAM@DOWLEYCOARC.COM
 +44 7846 382 005

Dwg: 1.03
Rev: 04

