


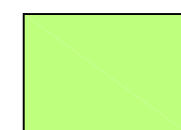
This Drawing has been produced for the Client, Project and Site as stated below and is not intended for use by any other person or for any other purpose than that stated and shall be under the control of Copyright. Original issue drawings are to be held upon for accuracy and content. Measurements scaled from plans cannot be guaranteed to be accurate unless drawing prints M4 size.

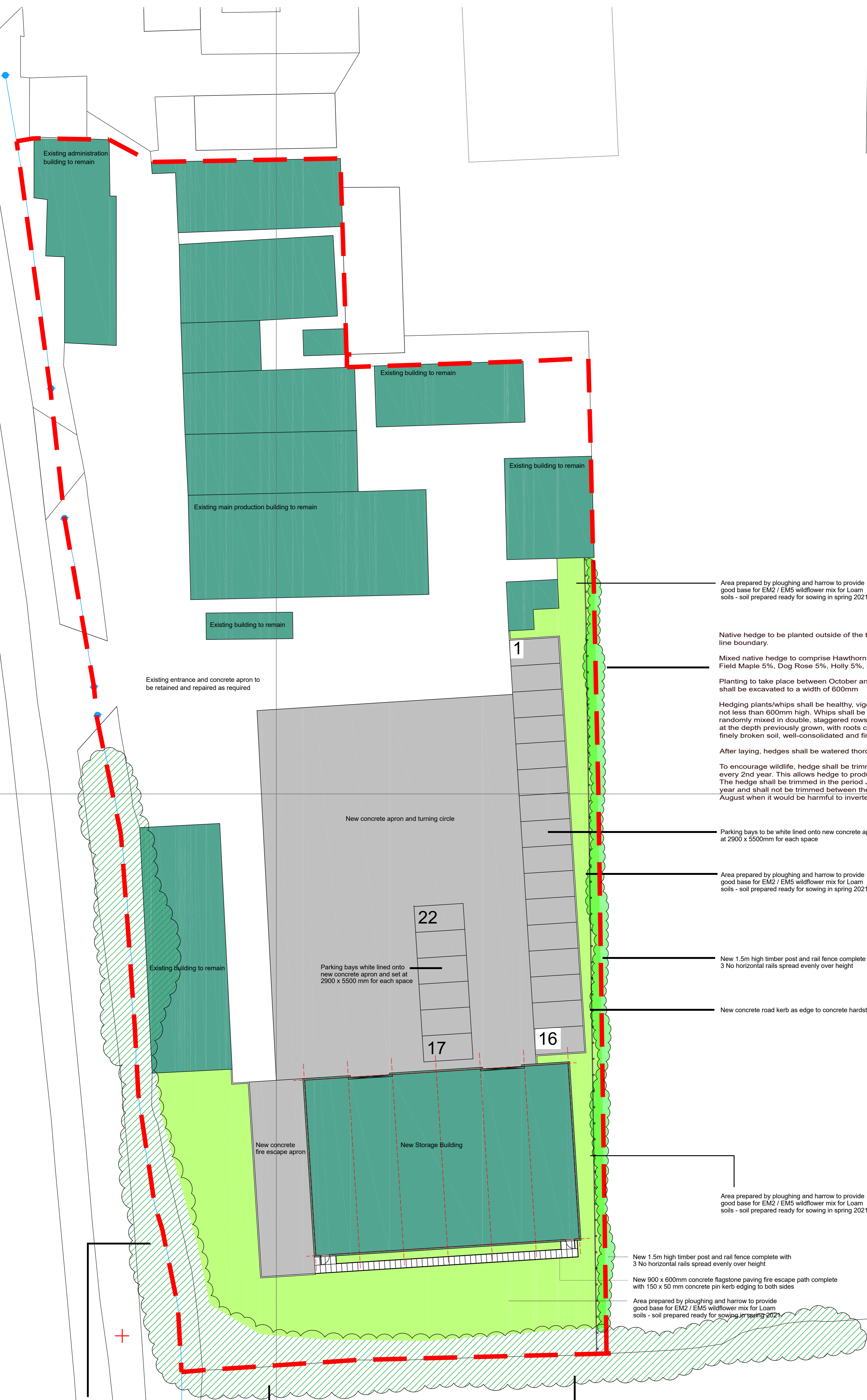
The drawing is for general configuration and arrangement only - check dimensions to be verified at all stages on site and any differences identified back to Anthony Jane.

All aspects of the drawing have a pre-defined assumption of all materials are to be used in FULL accordance with the manufacturers recommendations and to the highest possible levels of workmanship and care and attention.

All operations on site to be supported by a method statement and the Health and Safety of all parties to be of paramount importance at all times.

Revised - 17 Dec 2020

-  New 150mm thick concrete apron laid to falls and installed complete with concrete road edging kerb to perimeter
-  Area prepared by ploughing and harrow to provide good base for EM2 / EM5 wildflower mix for Loam soils - soil prepared ready for sowing in spring 2021



Area prepared by ploughing and harrow to provide good base for EM2 / EM5 wildflower mix for Loam soils - soil prepared ready for sowing in spring 2021

Native hedge to be planted outside of the timber fence line but within the red line boundary.

Mixed native hedge to comprise Hawthorn 50%, Blackthorn 20%, Hazel 10%, Field Maple 5%, Dog Rose 5%, Holly 5%, Native Honeysuckle 5%.

Planting to take place between October and the following March. Hedge beds shall be excavated to a width of 600mm

Hedging plants/whips shall be healthy, vigorous, bushy, and well rooted, and not less than 600mm high. Whips shall be laid at 4-6 plants per linear metre, randomly mixed in double, staggered rows 400mm apart. Whips to be planted at the depth previously grown, with roots carefully spread and packed with finely broken soil, well-consolidated and firmly heeled around the plant collar.

After laying, hedges shall be watered thoroughly as required.

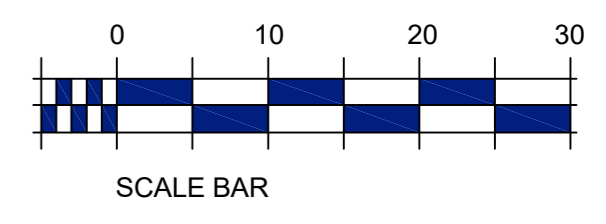
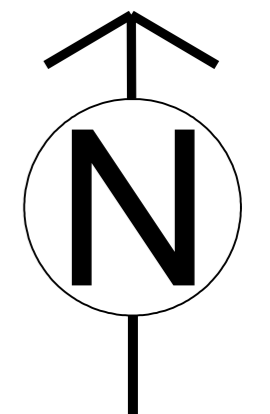
To encourage wildlife, hedge shall be trimmed no more frequently than once every 2nd year. This allows hedge to produce more flowers, nuts and berries. The hedge shall be trimmed in the period January – February in every second year and shall not be trimmed between the beginning of April and the end of August when it would be harmful to invertebrates and nesting birds.

Parking bays to be white lined onto new concrete apron and set at 2900 x 5500mm for each space

Area prepared by ploughing and harrow to provide good base for EM2 / EM5 wildflower mix for Loam soils - soil prepared ready for sowing in spring 2021

New 1.5m high timber post and rail fence complete with 3 No horizontal rails spread evenly over height

New concrete road kerb as edge to concrete hardstanding



Rev C - Dec 20 - Hedge and fence within red line boundary
 Rev B - Dec 20 - Additional hedge specification added
 Rev A - Dec 20 - Revised to suit planners comments

ANTHONY JANE
 ARCHITECTURE & INTERIORS

2nd Floor Design Studio, Alexandra House, Great Baddow
 Chelmsford, ESSEX, CM2 7HY
 T : 01245 474572 E : robin@anthonyjane.com

Project
POPULARS FARM
 BROAD BRIDGE ROAD
 AYTHORPE RODING
 DUNMOW CM6 1RY

Client
BEDEC PRODUCTS LTD

Drawing
SITE PLAN PROPOSED
 HARD AND SOFT LANDSCAPE

Drawing use

<input checked="" type="checkbox"/> Information	<input type="checkbox"/> Detail design
<input type="checkbox"/> Planning set	<input type="checkbox"/> Development
<input type="checkbox"/> Tender issue	<input type="checkbox"/> Design option
<input type="checkbox"/> Contract set	Date Nov 2020
<input type="checkbox"/> Construction	Scale 200@A1

Drawing number
10934/A/1/20

Rev
C

File location

All existing trees and bushes along boundary to be retained and full protection to be given to them during the work to ensure their safety and health

Qualified tree surgeon to attend site and undertake full assessment of all boundary trees with all deadwood removed and tress trimmed as required to ensure full health

Boundary hedges / bushes to be trimmed to promote growth and health and reinforced with new native plants where required

All existing trees and bushes along boundary to be retained and full protection to be given to them during the work to ensure their safety and health

Qualified tree surgeon to attend site and undertake full assessment of all boundary trees with all deadwood removed and trees trimmed as required to ensure full health