

General Notes

Do not scale from this drawing.

Contractors are to check all dimensions on site prior to any construction work beginning.

This drawing, and all others associated with it, remain the property of King Architecture & Design and are not to be reproduced or amended without the written consent of King Architecture & Design.

Unauthorised use for any purpose is prohibited.

All work undertaken in collaboration with this drawing is to be undertaken to conform to current building regulations and all current building legislation, if divergencies from statutory requirements are shown on the drawings then these should be reported to King Architecture & Design immediately.

K I A I D

King Architecture & Design

39 Alresford Road

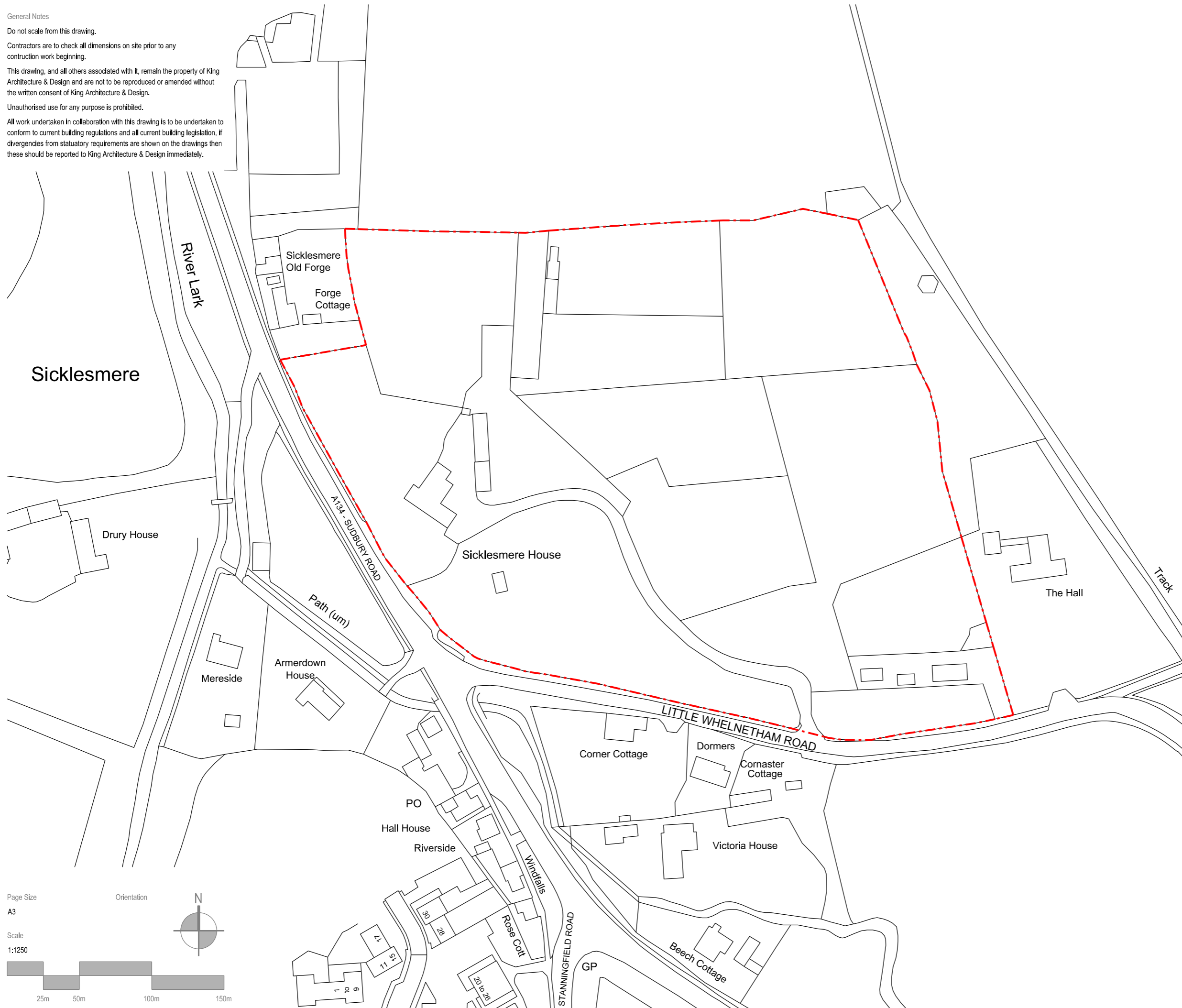
Winchester

SO23 0HG

W: www.kingarchitectureanddesign.co.uk

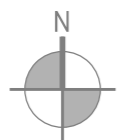
E: admin@kingarchitectureanddesign.co.uk

T: 079 5574 2966




Page Size
A3

Orientation



Scale
1:1250



Rev	Date	Description
Project Address		Client
Sicklesmere House, Little Wheltenham Road, Sicklesmere IP30 0BX		Mr & Mrs Churchill Local Authority West Suffolk Council
Project Status		Drawing Description
Listed Building Consent		Site Location Plan
Project No. 014		Drawing No. MS - 100
Date 11/11/2022		Revision -