

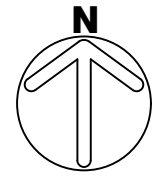
Area Schedule:

Plot : 7680 m²





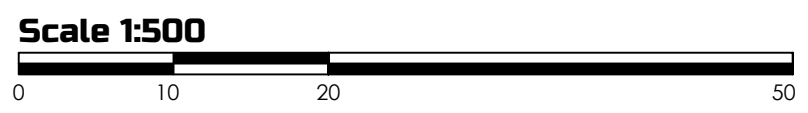
notes
Designitude Associates LTD take no responsibility for dimensions obtained by scaling from this drawing.
Check all dimensions on site before fabrication. If no dimension is shown the recipient must ascertain the dimension specifically from the client or by site measurement and may not rely on the drawing. Supply of the drawing in digital form is solely for convenience and no reliance may be placed on any data in digital form. All data must be checked against hard copy. This drawing is issued for design intent only and should not be used for construction unless stated. Discrepancies or omissions are to be brought to the attention of the design team. This drawing shall not be reproduced in whole or part without prior expressed permission of Designitude Associates LTD.

rev	description	by	check	date



key :

	Grass
---	-------



Designitude Associates

Architecture | Interior Design | Planning

Kemp House
152 - 160 City Road
London
EC1V 2NX

+44 (0) 207 459 4964
info@design-itude.com
www.design-itude.com

project name
Church Lane ME9 7JU

drawing title
Overall Existing

drawing number
2201-06-2201-004

status
Planning

scale	by	check	date	revision
1:500@ A3	OA	AY	01.08.2022	00