



SOLARPORT

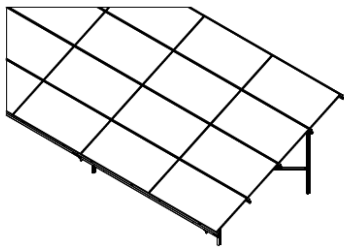
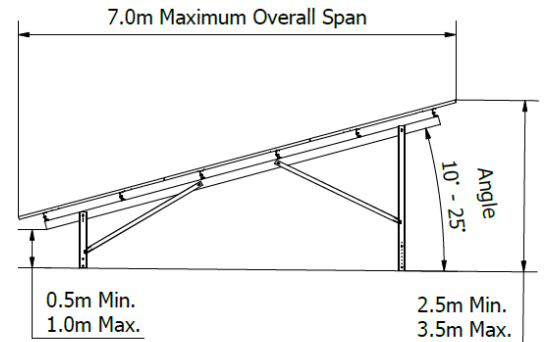
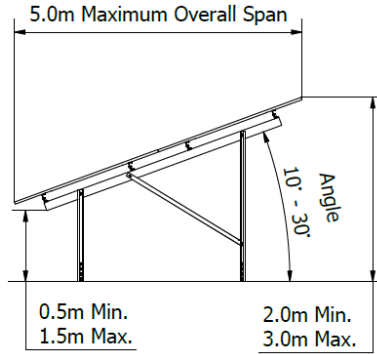
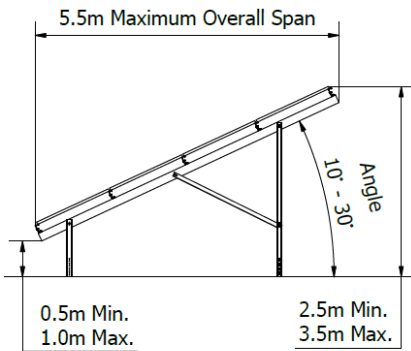
TECHNICAL DATASHEET: GROUND MOUNT SYSTEM

FRAME SPECIFICATION	DESCRIPTION (SEE NEXT PAGE FOR MORE DETAILS)
Panel Configurations	2 in Portrait 3 in Portrait 4 in Landscape (Bespoke systems are available on request)
Panel Clamping	Portrait: Panels fitted using Aluminium Top Hat and End Clamps, with sliding clamps to give mount positions. Landscape: Panels directly fitted to purlins. Using Aluminium Top Hat and End Clamps
System Angles	10° - 30° (All south facing, unless requested by customer. East/West system also available)
Rail Configuration	2 in Portrait - 4 Purlins, per bay 3 in Portrait - 6 Purlins, per bay 4 in Landscape - 5 Purlins, per bay
Upright Configuration	Single post system or Twin post system
Linear Upright Dimensions (from ground)	(Dependent on panel specification and system angle) Minimum: 1.8m Maximum: 3.5m
Foundation	Single Post: Piled Twin Post: Piled Ballast System X-Anchor
Frame Specification	Galvanised steel. Z600 or ZM310 to BS EN 10346, or Hot Dip Galv'd to ISO 1461. (Corrosion protection to be determined from site location and ground investigations, where carried out)
Wind Speed and Altitude	Designed in accordance with BS EN 1991-1-4:2005 +A1:2010
Design Codes	BS EN 1090 & BS EN 1991 Parts 1, 3 & 7 (Eurocodes)

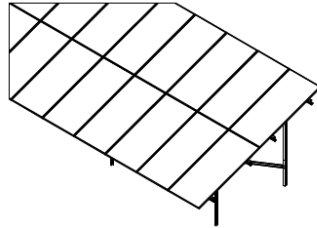


SYSTEM DIMENSIONS AND ARRANGEMENTS:

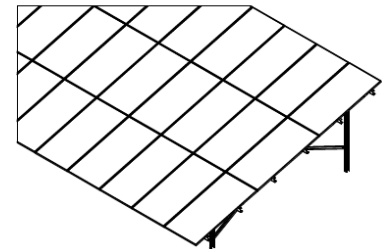
Note: All dimensions will depend on the system angle and panel specifications. Any minimum or maximum system dimensions can be requested, for example, if a minimum height above ground to allow for animal grazing is required.



4 in Landscape

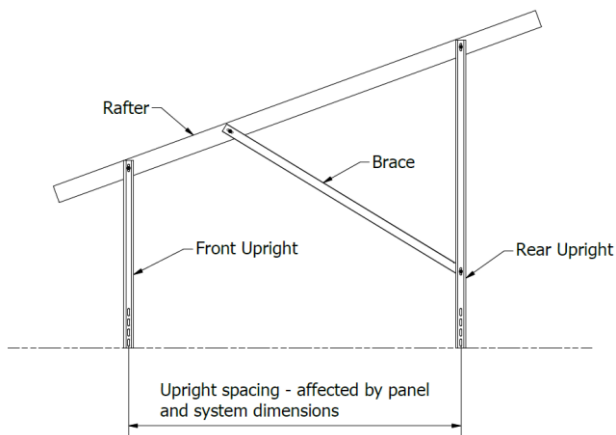


2 in Portrait

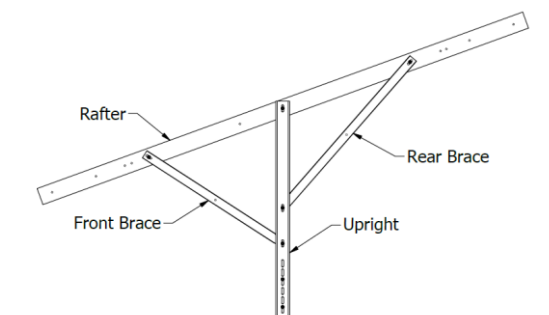


3 in Portrait

Framing systems are available as a Single post (one upright per frame assembly) or Twin post (two uprights per frame assembly) configuration. It is recommended that a Single post system is only used with 2 in Portrait panels and using only a Piled foundation.



Twin post system



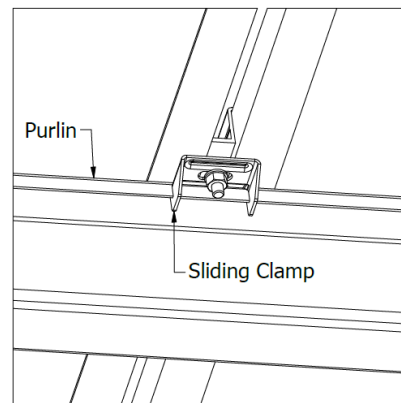
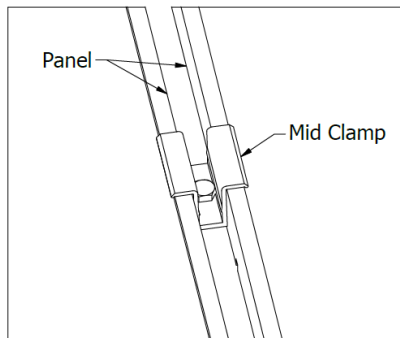
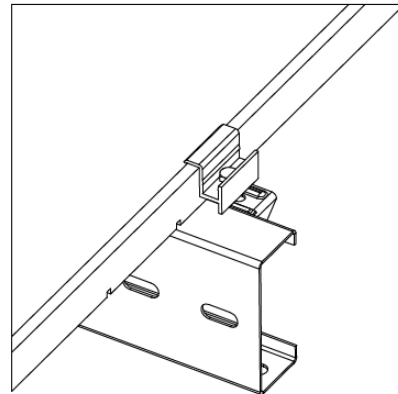
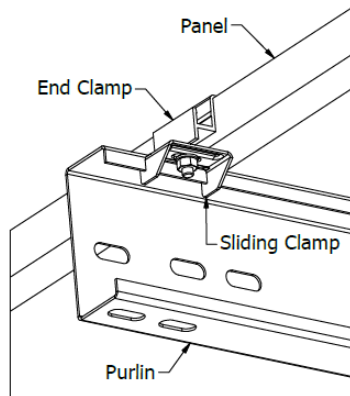
Single post system



PANEL CLAMPING METHODS:

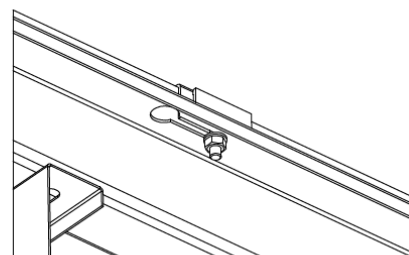
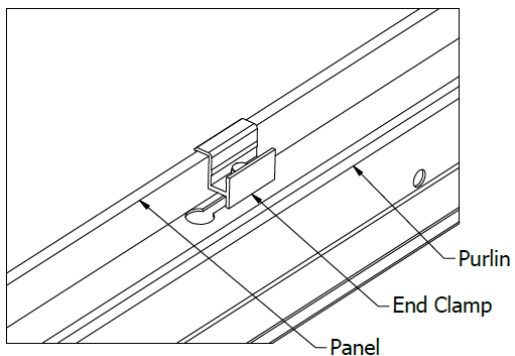
Portrait panel system.

Panels are fixed to purlins using end & mid clamps, with sliding clamps clipping onto the purlin return flange. See diagrams below for positions.



Landscape panel system.

Panels are fixed to purlins using end & mid clamps, with the fixings being inserted through keyhole slots in the purlins. Mid clamps are positioned between the panels as per the portrait system diagram.

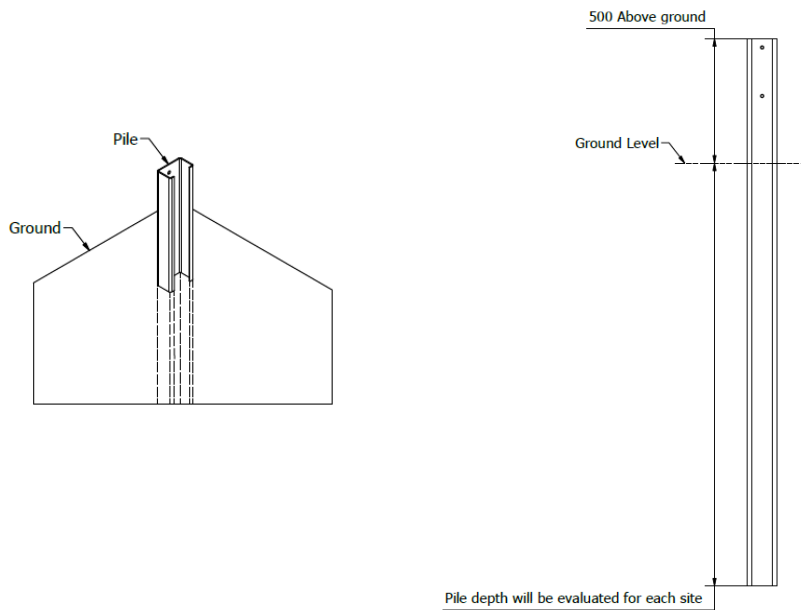




FOUNDATIONS:

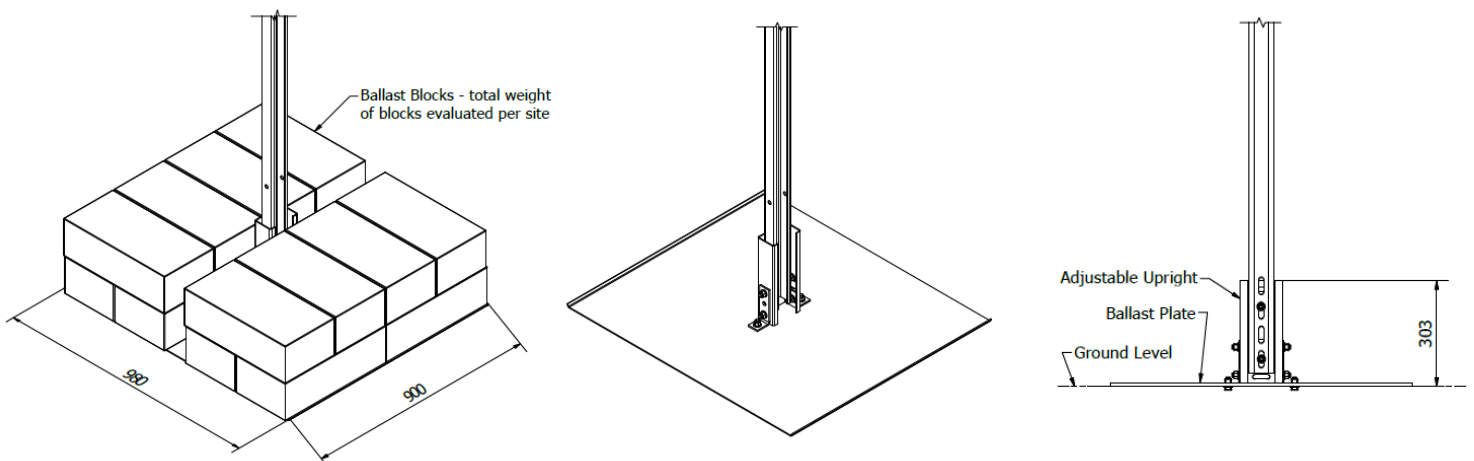
Piled.

Piles are driven into the ground to the required depth as per the site specification. When required, pile depths will be determined from ground investigations. These include geotechnical reports and pull-out testing. Reference depths are as follows, twin post piles to 1.5m deep, and single post piles to 1.7m deep.



Ballasted.

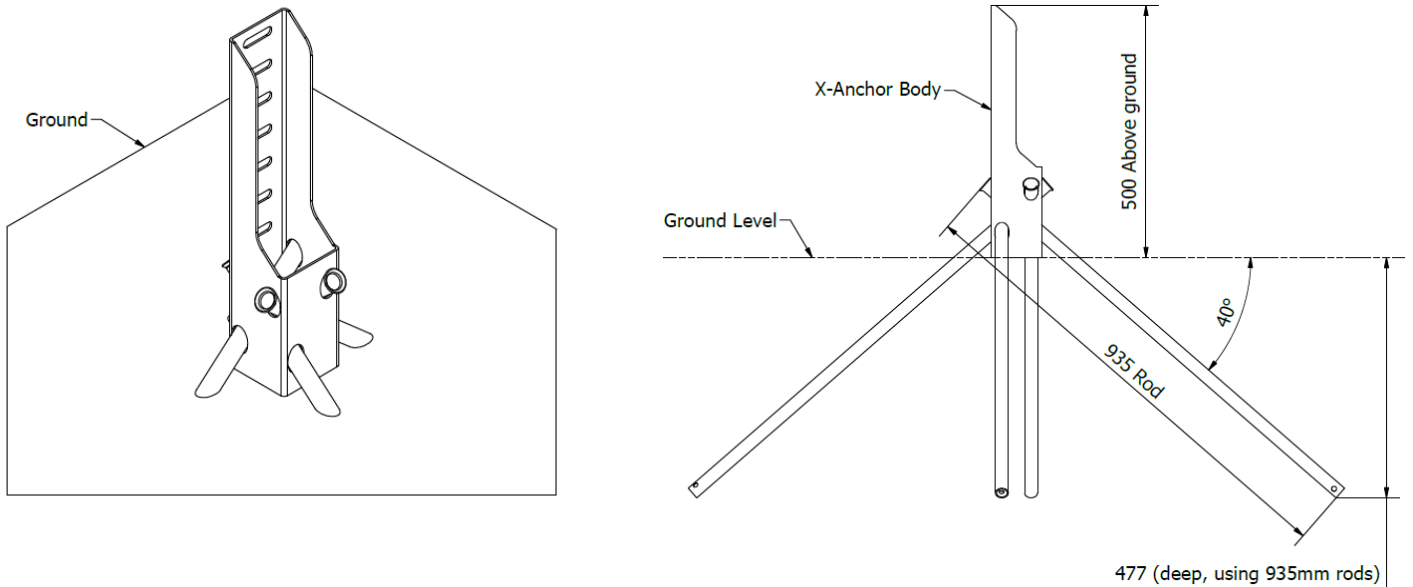
Where below-ground foundations cannot be installed, the solar assembly can be fixed to the ground using ballast. A ballast stack is then fitted to every upright. The amount of ballast required will be determined from site specific structural analysis.





X-Anchor.

The X-Anchor is designed to be used as an easy to install pin system, while minimising the penetration depth into the ground. Ideal for ex landfill sites or other ground where it is not possible to use a pile solution. Standard rod length supplied is 935mm, longer rods may be used where required.



All systems are subject to structural and geological analysis, which may affect any design aspects. Small solar sites (under 300kw) may be supplied without considering this data pending review by Solarport. Please note all ballasted systems will require structural calculations regardless of size.

Bespoke systems and components not specified in this document may be supplied subject to review by Solarport.

See below for Solarport contact information.



Solarport Systems
The Core
Gore Cross Business Park
Bridport
Dorset
DT6 3FH

enquiries@solarportsystems.com

+44 (0) 1308 800501

www.solarportsystems.com