

LAND NORTH OF CORNELLS LANE WIDDINGTON ESSEX

**Proposed development of land for 4 dwellings
including access provision**

Access Assessment

Prepared for: **Mr and Mrs M. Tee**

SLR Ref: 406.05227.00006
Version No: Final_2
June 2021

SLR 

BASIS OF REPORT

This document has been prepared by SLR with reasonable skill, care and diligence, and taking account of the manpower, timescales and resources devoted to it by agreement with Mr & Mrs M Tee/The Clarke, Smith Partnership (the Client) as part or all of the services it has been appointed by the Client to carry out. It is subject to the terms and conditions of that appointment.

SLR shall not be liable for the use of or reliance on any information, advice, recommendations and opinions in this document for any purpose by any person other than the Client. Reliance may be granted to a third party only in the event that SLR and the third party have executed a reliance agreement or collateral warranty.

Information reported herein may be based on the interpretation of public domain data collected by SLR, and/or information supplied by the Client and/or its other advisors and associates. These data have been accepted in good faith as being accurate and valid.

The copyright and intellectual property in all drawings, reports, specifications, bills of quantities, calculations and other information set out in this report remain vested in SLR unless the terms of appointment state otherwise.

This document may contain information of a specialised and/or highly technical nature and the Client is advised to seek clarification on any elements which may be unclear to it.

Information, advice, recommendations and opinions in this document should only be relied upon in the context of the whole document and any documents referenced explicitly herein and should then only be used within the context of the appointment.

CONTENTS

1.0	INTRODUCTION	1
2.0	THE PROPOSED DEVELOPMENT	2
2.1	Site Location and Existing Use.....	2
2.2	Existing Access	2
2.3	The Proposed Development	2
3.0	LOCAL CONDITIONS	3
3.1	Highway Conditions	3
3.1.1	Cornells Lane.....	3
3.1.2	Vehicle Speed and Volume Survey	3
4.0	ACCESS APPRAISAL	5
4.1	Introduction	5
4.2	Vehicle to Vehicle Visibility Splay Standards and Provision.....	5
4.3	Access Layout.....	6
4.4	Pedestrian Access	6
5.0	SUMMARY AND CONCLUSIONS.....	7

DOCUMENT REFERENCES

APPENDICES

Appendix 01: Speed Survey Data

Appendix 02: Drawing 10.4 - Proposed Site Access layout and tracking assessment

1.0 Introduction

This Access Assessment (AA) has been prepared on behalf of Mr and Mrs M. Tee to support a full planning application relating to the proposed development of land north of Cornells Lane, Widdington, Essex for residential purposes.

The proposed development will comprise the provision of 4 dwelling units together with the creation of a private drive access to Cornells Lane itself.

The proposed access to be taken from Cornells Lane will require the construction of a junction onto the highway from the site through a roadside bank.

The purpose of this statement is therefore to appraise the proposed new access arrangements to the site and the suitability of the visibility splay availability at the access junction with Cornells Lane, in light of the observed highway conditions and local policy framework. It will also review the internal layout of the site from a swept-path point of view, and consider the arrangements proposed in terms of pedestrian provision.

The content of this statement is based on the consultation response received from the Local Highway Authority in respect of a previous planning application submission for the site, reference UTT/20/2193/FUL, as appropriate for a submission of this type, but also with reference to the findings of the inspector in respect of a previous application, UTT/18/0885/FUL, dated January 2020.

2.0 The Proposed Development

2.1 Site Location and Existing Use

The site is located on land north of Cornells Lane, Widdington, Essex and comprises a paddock used in connection with the applicant's property at Meadow Cottage lying to the rear of High Street. The south-western nib of the application site includes an existing maintenance access which (to its north side) borders land associated with Roseley Barn (rear of High Street) and the garage of White Cottage, Cornells Lane. The application site has a frontage of some 110 metres to Cornells Lane, which is a public highway and forms the southern boundary of the site.

The site is located in a residential context with housing lying to the west and south along High Street and Cornells Lane. To the north, beyond that part of the applicant's paddock which is to remain in such use, lie a pub beer garden and other residential properties (ie off Church Lane). To the east of the site, agricultural land lies on the north side of Cornells Lane, with a string of residential properties lying to the south side of Cornells Lane.

2.2 Existing Access

The current access to the site from Cornells Lane is by way of a gated field access located in the site's south-western corner, adjacent to the rear of the neighbouring property. This access also serves an electricity substation.

Cornells Lane itself is a single carriageway public highway, subject to a 30mph speed limit along the site frontage and extending some 2km eastwards from its junction with High Street, which is located a short distance to the west of the existing site access.

Cornells Lane serves numerous residential properties as well as agricultural land. It also used to serve Mole Hall Wildlife Park from 1963 until its closure in 2008. This was a popular attraction for families and schools, with resultant traffic movements.

2.3 The Proposed Development

The proposed development will comprise the provision of 4 dwelling units with supporting access, garden areas and parking provision. All units will be provided with parking provision to accord with the standards of the local planning authority.

As part of the development proposals, it is proposed to create new private drive access to the south onto Cornells Lane that would serve the residential units.

The existing access to the site in the south-western corner of the site will be retained as a pedestrian-only access route into the development, connecting the site to surfaced footways leading to High Street and linking to the public rights of way network further east. The access currently serves the electricity substation but this would be served from the site's new vehicular access and provided with a dedicated parking space for a service vehicle

The site will be provided with a turning head, which has been designed and will be laid out suitable to accommodate the swept-path of a fire tender and refuse tender as necessary.

The geometric parameters of the proposed new access arrangements are assessed in Section 4.

3.0 Local Conditions

3.1 Highway Conditions

3.1.1 Cornells Lane

Cornells Lane is a single carriageway unclassified public highway extending some 2km eastwards from its junction with High Street, which is located a short distance to the west of the existing site access.

At the site location, Cornells Lane is subject to a 30mph speed limit and comprises a single carriageway with a verge and bank to the nearside and a verge on the off-side.

Although no pedestrian facilities are present along the site frontage, there is an existing footway between the current site access in the south-west corner of the site, linking through to the footway provision on High Street.

The existing pedestrian facilities within the village are otherwise generally suitable, with a footway measuring some 1.5m in width provided along the eastern side of the High Street to the north of its junction with Cornells Lane that gives access to the village centre and services.

3.1.2 Vehicle Speed and Volume Survey

To determine the speeds of traffic approaching the proposed site access on Cornells Lane, and therefore the splay provision that would be appropriate for this new access, a vehicle speed and volume survey, by AutoSurveys Ltd, was undertaken in July/August 2020.

Figure 3-1: ATC Location, Cornells Lane



The position of the survey equipment installation was determined by the proposed access location, and the location of the survey equipment is shown in Figure 3-1.

The survey was undertaken over a full 7-day period and recorded the speeds and volume of traffic passing in both directions at those times.

The resulting analysis is attached at Appendix 01, and reveals that the 85thile speed of westbound traffic approaching the site was 48.1kph (29.9mph) as a dry weather speed. The corresponding 85thile speed for eastbound traffic was also 46.7kph (29.0mph).

The traffic data includes a 7-day average of 136 eastbound vehicles movements and 140 westbound movements on Cornells Lane passing the site access. As would be expected for such a location, the great majority comprise cars and light good vehicles.

Reference to *CrashMap* data confirms that there are no recorded accidents within Cornells Lane within the 5-year period to date.

The findings of the speed survey have been taken into account in the assessment of the splay provision from the site access point. This aspect is examined further in Section 4.0 below.

4.0 Access Appraisal

4.1 Introduction

Policy GEN1 (Access) of the Uttlesford Local Plan states:

Development will only be permitted if it meets all of the following criteria:

- a) *Access to the main road network must be capable of carrying the traffic generated by the development safely.*
- b) *The traffic generated by the development must be capable of being accommodated on the surrounding transport network.*
- c) *The design of the site must not compromise road safety and must take account of the needs of cyclists, pedestrians, public transport users, horse riders and people whose mobility is impaired.*
- d) *It must be designed to meet the needs of people with disabilities if it is development to which the general public expect to have access.*
- e) *The development encourages movement by means other than driving a car.*

It is therefore appropriate to consider the proposed access arrangements against the content of this policy.

4.2 Vehicle to Vehicle Visibility Splay Standards and Provision

As determined in Section 3.1.2, the 85%ile speed of westbound traffic on Cornells Lane at the proposed site access location was 48.1kph (29.9mph) as a dry weather speed. The corresponding 85%ile speed for eastbound traffic was also 46.7kph (29.0mph).

On this basis, to accord with Table 7-1 of Manual for Streets, a major road distance of 43.0m is required in both directions.

A minor road distance of 2.4m is appropriate, and the available visibility from the proposed site access point is shown on Drawing 10 attached at Appendix 02.

An integral feature of the site is the bank that forms the northern boundary of Cornells Lane, and through which the access will be taken. However, with the benefit of the topographical survey upon which the site access design is based, and using the maximum gradient permitted of 8% for such a type H private access drive in Essex, the long-sections prepared for these splays determine that the visibility can be achieved without the need to undertake any reprofiling of the bank, other than the cut through of the bank at the access point itself.

These long-sections are shown on Drawing 10, attached at Appendix 02.

In respect of the matter of the splays, the findings of the Inspector relating to the appeal decision for the site (ref 18/0885) are noted as follows (para 44):

“Although not in dispute between the principle parties a number of other matters were raised by interested persons and the parish council. In terms of highway safety there would be an increase in traffic and therefore a potential for additional conflict between users of the lane. I have taken account of the concerns regarding the width of the lane but speeds would be sufficiently slow so that there would be no materially harmful conflict between vehicles, including larger commercial vehicles and other highway users.”

On this basis, and in light of the confirmation from the speed survey undertaken at the site, it is concluded that the splays proposed are not only suitable for the location but that their provision can be achieved without the need to undertake any reprofiling of the bank, other than the cut through of the bank at the access point itself.

By virtue of the lack of a footway along the site frontage to Cornells Lane, the vehicle to pedestrian splays on the access would also be formed by the provision of the vehicle to vehicle splays set out above.

4.3 Access Layout

The proposed new access to the development site, to serve the 4 new dwelling units, will be laid out as follows and in accordance with Drawing 10 attached at Appendix 02:

- Access width of 5.5m for at least 10.0m into the site from the highway boundary;
- Widening on the internal bend to accommodate the swept-path of a fire and refuse tender;
- Creation of the required splays onto Cornells Lane as set out above; and
- Full turning and parking provision for the new dwelling units and a fire and refuse tender will be provided within the development site itself.

Drawing 10 attached at Appendix 02, demonstrates the suitability of the new access alignment by way of swept-path analysis. The internal arrangement is shown on the drawings prepared by Clarke Smith Partnership, which takes into account the tracking assessment on the access as shown on Drawing 10.

As determined in Section 4.1, the access drive will have a gradient of 8%, as required by the Essex Design Guide for a type H private access drive.

The swept-path analysis also confirms that the internal turning head is equivalent to a size 3 turning head as specified within the Essex Design Guide and is of suitable layout and dimensions to accommodate a refuse and fire tender, as required for a type H private access drive.

On-site detailed assessment of the ground conditions, and hence resulting bank stability, will determine if the banks to either side of the access will be formed by gradients or retained by walls, and also the method by which the surface water will be intercepted and disposed of without discharging into the highway. This may include the small roadside ditch if suitable.

The swept-path analysis also determines that it will not be necessary to undertake works within Cornells Lane itself to create this private drive, and accommodate the swept-path of vehicles accessing the site. As a result, no works within the existing public highway are required to secure the site access other than the construction of the driveway and associated drainage and bank stabilisation itself, as set out above.

For this reason, and unlike previous application proposals for the site, no safety audit is considered necessary for these works other than their assessment in accordance with the content of the Essex Design Guide as it relates to a type H private access drive.

4.4 Pedestrian Access

As an integral part of the access provision, the existing site access to Cornells Lane will be retained to serve as a pedestrian link to the dwellings. This will therefore link through to the existing footway at this point which in turn accesses the footway provision on High Street.

This access route will remain privately maintained and so the surfacing of this access route may be the subject of suitable consideration to reflect the site location and any obligations regarding access by all users. Surfacing details are to be agreed with the LPA.

This pedestrian link will, in turn, serve as a permissive path, although not formal right of way, linking High Street through the site to the existing public rights of way to the east of the site, thus benefitting all future users who will no longer need to walk within the carriageway of Cornells Lane. Within the site, the access driveway will be a shared facility, laid out and constructed in accordance with a type H private access drive within the Essex Design Guide.

5.0 Summary and Conclusions

This Access Assessment (AA) has been prepared on behalf of Mr and Mrs Tee to support a full planning application relating to the proposed development of land north of Cornells Lane, Widdington, Essex for residential purposes.

The proposed development will comprise the provision of 4 dwelling units, together with the creation of a private drive access to Cornells Lane itself.

The observed speeds of traffic on Cornells Lane are assessed and have been taken into account in the preparation of this statement. The required and available vehicle to vehicle visibility splays on both sides of the proposed new access are examined, and the implications in terms of bank reprofiling are assessed.

The proposed access arrangements are assessed against Policy GEN1 (Access) of the Uttlesford Local Plan and the Essex Design Guide for this type of private access drive. In light of the findings of the access assessment, the proposed splay arrangements are considered appropriate for this location. The assessment of the access design, the gradient, splay provision and swept-path analysis to accommodate a refuse and fire tender have all been completed in accordance with, and with due regard to, the requirements of the Essex Design Guide for a type H private access drive.

As an integral part of the access provision, the existing access to the site in the south-western corner of the site will be retained as a pedestrian-only access route into the development, connecting the site to surfaced footways leading to High Street and linking to the network of public rights of way network further east. The access currently serves the electricity substation but this would be served from the site's new vehicular access and provided with a dedicated parking space for a service vehicle.

It is therefore concluded that the proposed access arrangements will be suitable to serve the proposed residential development. The assessment of this private drive access, to serve 4 dwellings, has been undertaken as required to serve a development of this quantum and type, with due regards to Policy GEN1 (Access) of the Uttlesford Local Plan, the Essex Design Guide for this type of private access drive and the findings of the Local Highway Authority in respect of previous proposals for this site.

APPENDIX 01

Speed Survey Data

10036		WIDDINGTON								
		AUGUST 2020								
Site	Location	Direction	Start Date	End Date	Posted Speed Limit (PSL)	Total Vehicles	5 Day Ave.	7 Day Ave.	Average 85%ile Speed	Average Mean Speed
Site No: 10036001	Cornells Lane, Widdington att to 30mph sign OSGR - TL 53894 31528	Channel: Eastbound	Fri 31-Jul-20	Thu 06-Aug-20	30	954	155	136	29.0	23.5
		Channel: Westbound	Fri 31-Jul-20	Thu 06-Aug-20		978	158	140	29.9	24.2

10007		ALVECHURCH				Site No: 10036001		Location: Cornells Lane, Widdington - att to 30mph sign								
JUNE 2020		Channel: Eastbound														
TIME PERIOD	TOTAL VEHICLES	MOTOR-CYCLES	CARS OR CAR-BASED LGV	LIGHT GOODS VEHICLES	BUSES	TWO AXLE, SIX TYRE, RIGID/BUSES	THREE AXLE RIGID	FOUR OR MORE AXLE RIGID	FOUR OR LESS AXLE ARTIC	FIVE AXLE ARTIC	SIX OR MORE AXLE ARTIC	FIVE OR LESS AXLE MULTI-TRAILER ARTIC	SIX AXLE MULTI-TRAILER ARTIC	SEVEN OR MORE AXLE ARTIC		
Fri 31-Jul-20																
00:00	0	0	0	0	0	0	0	0	0	0	0	0	0	0	0	
01:00	0	0	0	0	0	0	0	0	0	0	0	0	0	0	0	
02:00	0	0	0	0	0	0	0	0	0	0	0	0	0	0	0	
03:00	0	0	0	0	0	0	0	0	0	0	0	0	0	0	0	
04:00	0	0	0	0	0	0	0	0	0	0	0	0	0	0	0	
05:00	0	0	0	0	0	0	0	0	0	0	0	0	0	0	0	
06:00	2	0	2	0	0	0	0	0	0	0	0	0	0	0	0	
07:00	4	0	2	2	0	0	0	0	0	0	0	0	0	0	0	
08:00	11	0	7	3	0	1	0	0	0	0	0	0	0	0	0	
09:00	13	0	11	2	0	0	0	0	0	0	0	0	0	0	0	
10:00	11	0	9	2	0	0	0	0	0	0	0	0	0	0	0	
11:00	13	0	11	2	0	0	0	0	0	0	0	0	0	0	0	
12:00	8	1	5	2	0	0	0	0	0	0	0	0	0	0	0	
13:00	12	1	9	2	0	0	0	0	0	0	0	0	0	0	0	
14:00	18	1	12	5	0	0	0	0	0	0	0	0	0	0	0	
15:00	14	1	10	3	0	0	0	0	0	0	0	0	0	0	0	
16:00	4	0	4	0	0	0	0	0	0	0	0	0	0	0	0	
17:00	8	0	7	1	0	0	0	0	0	0	0	0	0	0	0	
18:00	8	0	7	1	0	0	0	0	0	0	0	0	0	0	0	
19:00	3	0	3	0	0	0	0	0	0	0	0	0	0	0	0	
20:00	3	0	3	0	0	0	0	0	0	0	0	0	0	0	0	
21:00	2	0	2	0	0	0	0	0	0	0	0	0	0	0	0	
22:00	5	0	5	0	0	0	0	0	0	0	0	0	0	0	0	
23:00	2	0	2	0	0	0	0	0	0	0	0	0	0	0	0	
12H,7-19	124	4	94	25	0	1	0	0	0	0	0	0	0	0	0	
16H,6-22	134	4	104	25	0	1	0	0	0	0	0	0	0	0	0	
18H,6-24	141	4	111	25	0	1	0	0	0	0	0	0	0	0	0	

10007		ALVECHURCH				Site No: 10036001		Location: Cornells Lane, Widdington - att to 30mph sign							
JUNE 2020		Channel: Eastbound													
TIME PERIOD	TOTAL VEHICLES	MOTOR-CYCLES	CARS OR CAR-BASED LGV	LIGHT GOODS VEHICLES	BUSES	TWO AXLE, SIX TYRE, RIGID/BUSES	THREE AXLE RIGID	FOUR OR MORE AXLE RIGID	FOUR OR LESS AXLE ARTIC	FIVE AXLE ARTIC	SIX OR MORE AXLE ARTIC	FIVE OR LESS AXLE MULTI-TRAILER ARTIC	SIX AXLE MULTI-TRAILER ARTIC	SEVEN OR MORE AXLE ARTIC	
24H,0-24	141	4	111	25	0	1	0	0	0	0	0	0	0	0	
Sat 01-Aug-20															
00:00	1	0	1	0	0	0	0	0	0	0	0	0	0	0	
01:00	0	0	0	0	0	0	0	0	0	0	0	0	0	0	
02:00	1	0	0	1	0	0	0	0	0	0	0	0	0	0	
03:00	0	0	0	0	0	0	0	0	0	0	0	0	0	0	
04:00	0	0	0	0	0	0	0	0	0	0	0	0	0	0	
05:00	0	0	0	0	0	0	0	0	0	0	0	0	0	0	
06:00	0	0	0	0	0	0	0	0	0	0	0	0	0	0	
07:00	2	0	2	0	0	0	0	0	0	0	0	0	0	0	
08:00	7	0	5	2	0	0	0	0	0	0	0	0	0	0	
09:00	5	0	5	0	0	0	0	0	0	0	0	0	0	0	
10:00	8	0	6	2	0	0	0	0	0	0	0	0	0	0	
11:00	11	1	8	2	0	0	0	0	0	0	0	0	0	0	
12:00	5	0	4	1	0	0	0	0	0	0	0	0	0	0	
13:00	4	1	3	0	0	0	0	0	0	0	0	0	0	0	
14:00	5	1	4	0	0	0	0	0	0	0	0	0	0	0	
15:00	11	0	10	1	0	0	0	0	0	0	0	0	0	0	
16:00	8	1	7	0	0	0	0	0	0	0	0	0	0	0	
17:00	5	0	5	0	0	0	0	0	0	0	0	0	0	0	
18:00	6	0	5	0	0	0	1	0	0	0	0	0	0	0	
19:00	3	0	3	0	0	0	0	0	0	0	0	0	0	0	
20:00	2	0	2	0	0	0	0	0	0	0	0	0	0	0	
21:00	3	0	3	0	0	0	0	0	0	0	0	0	0	0	
22:00	3	0	3	0	0	0	0	0	0	0	0	0	0	0	
23:00	0	0	0	0	0	0	0	0	0	0	0	0	0	0	
12H,7-19	77	4	64	8	0	0	1	0	0	0	0	0	0	0	
16H,6-22	85	4	72	8	0	0	1	0	0	0	0	0	0	0	

10007		ALVECHURCH			Site No: 10036001		Location: Cornells Lane, Widdington - att to 30mph sign								
JUNE 2020		Channel: Eastbound													
TIME PERIOD	TOTAL VEHICLES	MOTOR-CYCLES	CARS OR CAR-BASED LGV	LIGHT GOODS VEHICLES	BUSES	TWO AXLE, SIX TYRE, RIGID/BUSES	THREE AXLE RIGID	FOUR OR MORE AXLE RIGID	FOUR OR LESS AXLE ARTIC	FIVE AXLE ARTIC	SIX OR MORE AXLE ARTIC	FIVE OR LESS AXLE MULTI-TRAILER ARTIC	SIX AXLE MULTI-TRAILER ARTIC	SEVEN OR MORE AXLE ARTIC	
18H,6-24	88	4	75	8	0	0	1	0	0	0	0	0	0	0	
24H,0-24	90	4	76	9	0	0	1	0	0	0	0	0	0	0	
Sun 02-Aug-20															
00:00	0	0	0	0	0	0	0	0	0	0	0	0	0	0	
01:00	1	0	1	0	0	0	0	0	0	0	0	0	0	0	
02:00	0	0	0	0	0	0	0	0	0	0	0	0	0	0	
03:00	0	0	0	0	0	0	0	0	0	0	0	0	0	0	
04:00	0	0	0	0	0	0	0	0	0	0	0	0	0	0	
05:00	0	0	0	0	0	0	0	0	0	0	0	0	0	0	
06:00	0	0	0	0	0	0	0	0	0	0	0	0	0	0	
07:00	1	0	1	0	0	0	0	0	0	0	0	0	0	0	
08:00	2	1	1	0	0	0	0	0	0	0	0	0	0	0	
09:00	3	0	3	0	0	0	0	0	0	0	0	0	0	0	
10:00	12	0	11	1	0	0	0	0	0	0	0	0	0	0	
11:00	6	1	5	0	0	0	0	0	0	0	0	0	0	0	
12:00	7	0	6	1	0	0	0	0	0	0	0	0	0	0	
13:00	7	0	7	0	0	0	0	0	0	0	0	0	0	0	
14:00	4	0	4	0	0	0	0	0	0	0	0	0	0	0	
15:00	7	0	7	0	0	0	0	0	0	0	0	0	0	0	
16:00	8	1	7	0	0	0	0	0	0	0	0	0	0	0	
17:00	12	3	9	0	0	0	0	0	0	0	0	0	0	0	
18:00	6	2	4	0	0	0	0	0	0	0	0	0	0	0	
19:00	6	0	5	1	0	0	0	0	0	0	0	0	0	0	
20:00	1	0	1	0	0	0	0	0	0	0	0	0	0	0	
21:00	2	0	2	0	0	0	0	0	0	0	0	0	0	0	
22:00	1	0	1	0	0	0	0	0	0	0	0	0	0	0	
23:00	1	0	1	0	0	0	0	0	0	0	0	0	0	0	
12H,7-19	75	8	65	2	0	0	0	0	0	0	0	0	0	0	

10007 ALVECHURCH Site No: 10036001 Location Cornells Lane, Widdington - att to 30mph sign
 JUNE 2020 Channel: Eastbound

TIME PERIOD	TOTAL VEHICLES	MOTOR-CYCLES	CARS OR CAR-BASED LGV	LIGHT GOODS VEHICLES	BUSES	TWO AXLE, SIX TYRE, RIGID/BUSES	THREE AXLE RIGID	FOUR OR MORE AXLE RIGID	FOUR OR LESS AXLE ARTIC	FIVE AXLE ARTIC	SIX OR MORE AXLE ARTIC	FIVE OR LESS AXLE MULTI-TRAILER ARTIC	SIX AXLE MULTI-TRAILER ARTIC	SEVEN OR MORE AXLE ARTIC
16H,6-22	84	8	73	3	0	0	0	0	0	0	0	0	0	0
18H,6-24	86	8	75	3	0	0	0	0	0	0	0	0	0	0
24H,0-24	87	8	76	3	0	0	0	0	0	0	0	0	0	0
Mon 03-Aug-20														
00:00	0	0	0	0	0	0	0	0	0	0	0	0	0	0
01:00	0	0	0	0	0	0	0	0	0	0	0	0	0	0
02:00	0	0	0	0	0	0	0	0	0	0	0	0	0	0
03:00	0	0	0	0	0	0	0	0	0	0	0	0	0	0
04:00	0	0	0	0	0	0	0	0	0	0	0	0	0	0
05:00	1	0	1	0	0	0	0	0	0	0	0	0	0	0
06:00	2	1	1	0	0	0	0	0	0	0	0	0	0	0
07:00	10	0	5	5	0	0	0	0	0	0	0	0	0	0
08:00	10	0	6	3	0	1	0	0	0	0	0	0	0	0
09:00	11	0	10	1	0	0	0	0	0	0	0	0	0	0
10:00	4	0	4	0	0	0	0	0	0	0	0	0	0	0
11:00	4	0	4	0	0	0	0	0	0	0	0	0	0	0
12:00	10	0	5	4	1	0	0	0	0	0	0	0	0	0
13:00	13	0	10	3	0	0	0	0	0	0	0	0	0	0
14:00	15	1	11	3	0	0	0	0	0	0	0	0	0	0
15:00	12	0	10	2	0	0	0	0	0	0	0	0	0	0
16:00	14	0	13	1	0	0	0	0	0	0	0	0	0	0
17:00	10	1	9	0	0	0	0	0	0	0	0	0	0	0
18:00	10	0	8	2	0	0	0	0	0	0	0	0	0	0
19:00	8	0	8	0	0	0	0	0	0	0	0	0	0	0
20:00	10	0	7	1	0	0	1	0	0	0	0	1	0	0
21:00	3	0	3	0	0	0	0	0	0	0	0	0	0	0
22:00	1	0	1	0	0	0	0	0	0	0	0	0	0	0
23:00	1	0	1	0	0	0	0	0	0	0	0	0	0	0

10007 ALVECHURCH Site No: 10036001 Location Cornells Lane, Widdington - att to 30mph sign
 JUNE 2020 Channel: Eastbound

TIME PERIOD	TOTAL VEHICLES	MOTOR-CYCLES	CARS OR CAR-BASED LGV	LIGHT GOODS VEHICLES	BUSES	TWO AXLE, SIX TYRE, RIGID/BUSES	THREE AXLE RIGID	FOUR OR MORE AXLE RIGID	FOUR OR LESS AXLE ARTIC	FIVE AXLE ARTIC	SIX OR MORE AXLE ARTIC	FIVE OR LESS AXLE MULTI-TRAILER ARTIC	SIX AXLE MULTI-TRAILER ARTIC	SEVEN OR MORE AXLE ARTIC
12H,7-19	123	2	95	24	1	1	0	0	0	0	0	0	0	0
16H,6-22	146	3	114	25	1	1	1	0	0	0	0	1	0	0
18H,6-24	148	3	116	25	1	1	1	0	0	0	0	1	0	0
24H,0-24	149	3	117	25	1	1	1	0	0	0	0	1	0	0

Tue 04-Aug-20

00:00	0	0	0	0	0	0	0	0	0	0	0	0	0	0
01:00	1	0	1	0	0	0	0	0	0	0	0	0	0	0
02:00	1	0	0	1	0	0	0	0	0	0	0	0	0	0
03:00	0	0	0	0	0	0	0	0	0	0	0	0	0	0
04:00	0	0	0	0	0	0	0	0	0	0	0	0	0	0
05:00	1	0	1	0	0	0	0	0	0	0	0	0	0	0
06:00	1	0	1	0	0	0	0	0	0	0	0	0	0	0
07:00	8	0	4	4	0	0	0	0	0	0	0	0	0	0
08:00	16	0	13	3	0	0	0	0	0	0	0	0	0	0
09:00	12	1	9	1	0	0	0	0	1	0	0	0	0	0
10:00	10	1	4	5	0	0	0	0	0	0	0	0	0	0
11:00	11	0	9	2	0	0	0	0	0	0	0	0	0	0
12:00	8	0	6	2	0	0	0	0	0	0	0	0	0	0
13:00	12	0	9	3	0	0	0	0	0	0	0	0	0	0
14:00	17	0	13	4	0	0	0	0	0	0	0	0	0	0
15:00	11	1	7	2	0	0	0	1	0	0	0	0	0	0
16:00	12	1	7	4	0	0	0	0	0	0	0	0	0	0
17:00	6	0	6	0	0	0	0	0	0	0	0	0	0	0
18:00	14	2	12	0	0	0	0	0	0	0	0	0	0	0
19:00	11	1	7	2	0	0	0	0	1	0	0	0	0	0
20:00	10	0	10	0	0	0	0	0	0	0	0	0	0	0
21:00	7	1	3	3	0	0	0	0	0	0	0	0	0	0
22:00	5	0	4	1	0	0	0	0	0	0	0	0	0	0

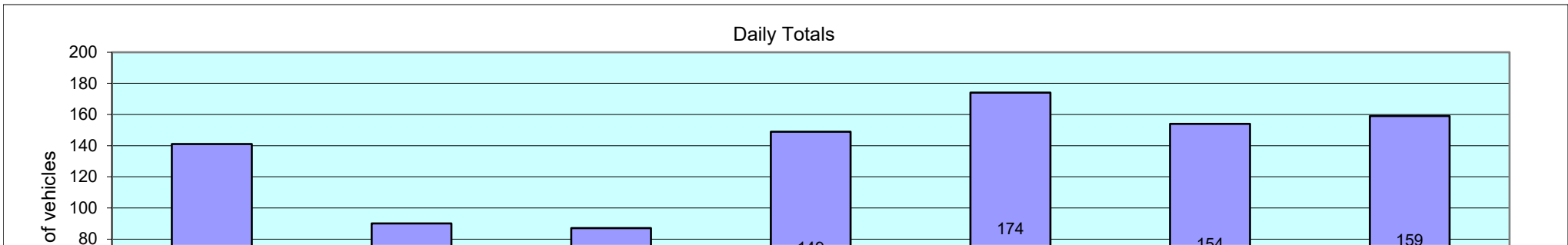
10007 ALVECHURCH Site No: 10036001 Location Cornells Lane, Widdington - att to 30mph sign
 JUNE 2020 Channel: Eastbound


TIME PERIOD	TOTAL VEHICLES	MOTOR-CYCLES	CARS OR CAR-BASED LGV	LIGHT GOODS VEHICLES	BUSES	TWO AXLE, SIX TYRE, RIGID/BUSES	THREE AXLE RIGID	FOUR OR MORE AXLE RIGID	FOUR OR LESS AXLE ARTIC	FIVE AXLE ARTIC	SIX OR MORE AXLE ARTIC	FIVE OR LESS AXLE MULTI-TRAILER ARTIC	SIX AXLE MULTI-TRAILER ARTIC	SEVEN OR MORE AXLE ARTIC	
23:00	0	0	0	0	0	0	0	0	0	0	0	0	0	0	
12H,7-19	137	6	99	30	0	0	0	1	1	0	0	0	0	0	
16H,6-22	166	8	120	35	0	0	0	1	2	0	0	0	0	0	
18H,6-24	171	8	124	36	0	0	0	1	2	0	0	0	0	0	
24H,0-24	174	8	126	37	0	0	0	1	2	0	0	0	0	0	
Wed 05-Aug-20															
00:00	0	0	0	0	0	0	0	0	0	0	0	0	0	0	
01:00	1	0	0	1	0	0	0	0	0	0	0	0	0	0	
02:00	0	0	0	0	0	0	0	0	0	0	0	0	0	0	
03:00	0	0	0	0	0	0	0	0	0	0	0	0	0	0	
04:00	0	0	0	0	0	0	0	0	0	0	0	0	0	0	
05:00	0	0	0	0	0	0	0	0	0	0	0	0	0	0	
06:00	2	0	2	0	0	0	0	0	0	0	0	0	0	0	
07:00	7	0	6	1	0	0	0	0	0	0	0	0	0	0	
08:00	11	0	5	5	0	1	0	0	0	0	0	0	0	0	
09:00	13	0	10	3	0	0	0	0	0	0	0	0	0	0	
10:00	9	0	7	2	0	0	0	0	0	0	0	0	0	0	
11:00	15	0	9	6	0	0	0	0	0	0	0	0	0	0	
12:00	13	0	8	5	0	0	0	0	0	0	0	0	0	0	
13:00	8	0	5	3	0	0	0	0	0	0	0	0	0	0	
14:00	15	0	10	5	0	0	0	0	0	0	0	0	0	0	
15:00	10	0	8	2	0	0	0	0	0	0	0	0	0	0	
16:00	8	1	6	1	0	0	0	0	0	0	0	0	0	0	
17:00	15	0	15	0	0	0	0	0	0	0	0	0	0	0	
18:00	10	0	9	1	0	0	0	0	0	0	0	0	0	0	
19:00	3	0	3	0	0	0	0	0	0	0	0	0	0	0	
20:00	7	1	5	1	0	0	0	0	0	0	0	0	0	0	
21:00	3	0	3	0	0	0	0	0	0	0	0	0	0	0	

10007		ALVECHURCH				Site No: 10036001		Location: Cornells Lane, Widdington - att to 30mph sign							
JUNE 2020		Channel: Eastbound													
TIME PERIOD	TOTAL VEHICLES	MOTOR-CYCLES	CARS OR CAR-BASED LGV	LIGHT GOODS VEHICLES	BUSES	TWO AXLE, SIX TYRE, RIGID/BUSES	THREE AXLE RIGID	FOUR OR MORE AXLE RIGID	FOUR OR LESS AXLE ARTIC	FIVE AXLE ARTIC	SIX OR MORE AXLE ARTIC	FIVE OR LESS AXLE MULTI-TRAILER ARTIC	SIX AXLE MULTI-TRAILER ARTIC	SEVEN OR MORE AXLE ARTIC	
22:00	3	0	3	0	0	0	0	0	0	0	0	0	0	0	
23:00	1	0	1	0	0	0	0	0	0	0	0	0	0	0	
12H,7-19	134	1	98	34	0	1	0	0	0	0	0	0	0	0	
16H,6-22	149	2	111	35	0	1	0	0	0	0	0	0	0	0	
18H,6-24	153	2	115	35	0	1	0	0	0	0	0	0	0	0	
24H,0-24	154	2	115	36	0	1	0	0	0	0	0	0	0	0	
Thu 06-Aug-20															
00:00	0	0	0	0	0	0	0	0	0	0	0	0	0	0	
01:00	0	0	0	0	0	0	0	0	0	0	0	0	0	0	
02:00	1	0	0	1	0	0	0	0	0	0	0	0	0	0	
03:00	0	0	0	0	0	0	0	0	0	0	0	0	0	0	
04:00	0	0	0	0	0	0	0	0	0	0	0	0	0	0	
05:00	0	0	0	0	0	0	0	0	0	0	0	0	0	0	
06:00	2	0	2	0	0	0	0	0	0	0	0	0	0	0	
07:00	10	0	6	4	0	0	0	0	0	0	0	0	0	0	
08:00	14	0	9	5	0	0	0	0	0	0	0	0	0	0	
09:00	12	0	12	0	0	0	0	0	0	0	0	0	0	0	
10:00	12	1	9	2	0	0	0	0	0	0	0	0	0	0	
11:00	6	0	3	3	0	0	0	0	0	0	0	0	0	0	
12:00	4	0	2	1	0	0	1	0	0	0	0	0	0	0	
13:00	13	1	9	3	0	0	0	0	0	0	0	0	0	0	
14:00	11	1	8	2	0	0	0	0	0	0	0	0	0	0	
15:00	14	1	7	4	0	0	0	0	2	0	0	0	0	0	
16:00	11	1	7	1	0	0	1	0	0	1	0	0	0	0	
17:00	14	2	10	1	0	0	0	0	1	0	0	0	0	0	
18:00	11	1	6	1	0	0	1	0	1	0	0	1	0	0	
19:00	10	0	7	2	0	0	0	0	0	1	0	0	0	0	
20:00	5	0	4	1	0	0	0	0	0	0	0	0	0	0	

10007 ALVECHURCH Site No: 10036001 Location Cornells Lane, Widdington - att to 30mph sign
 JUNE 2020 Channel: Eastbound

TIME PERIOD	TOTAL VEHICLES	MOTOR-CYCLES	CARS OR CAR-BASED LGV	LIGHT GOODS VEHICLES	BUSES	TWO AXLE, SIX TYRE, RIGID/BUSES	THREE AXLE RIGID	FOUR OR MORE AXLE RIGID	FOUR OR LESS AXLE ARTIC	FIVE AXLE ARTIC	SIX OR MORE AXLE ARTIC	FIVE OR LESS AXLE MULTI-TRAILER ARTIC	SIX AXLE MULTI-TRAILER ARTIC	SEVEN OR MORE AXLE ARTIC
21:00	1	0	1	0	0	0	0	0	0	0	0	0	0	0
22:00	6	0	5	1	0	0	0	0	0	0	0	0	0	0
23:00	2	0	2	0	0	0	0	0	0	0	0	0	0	0
12H,7-19	132	8	88	27	0	0	3	0	4	1	0	1	0	0
16H,6-22	150	8	102	30	0	0	3	0	4	2	0	1	0	0
18H,6-24	158	8	109	31	0	0	3	0	4	2	0	1	0	0
24H,0-24	159	8	109	32	0	0	3	0	4	2	0	1	0	0
Daily Totals														
Fri 31-Jul-20	141	4	111	25	0	1	0	0	0	0	0	0	0	0
Sat 01-Aug-20	90	4	76	9	0	0	1	0	0	0	0	0	0	0
Sun 02-Aug-20	87	8	76	3	0	0	0	0	0	0	0	0	0	0
Mon 03-Aug-20	149	3	117	25	1	1	1	0	0	0	0	1	0	0
Tue 04-Aug-20	174	8	126	37	0	0	0	1	2	0	0	0	0	0
Wed 05-Aug-20	154	2	115	36	0	1	0	0	0	0	0	0	0	0
Thu 06-Aug-20	159	8	109	32	0	0	3	0	4	2	0	1	0	0
Total Vehicles														
[--]	954	37	730	167	1	3	5	1	6	2	0	2	0	0





10007 ALVECHURCH Site No: 10036001 Location: Cornells Lane, Widdington - att to 30mph sign											
JUNE 2020 Channel: Eastbound											
TIME PERIOD	TOTAL VEHICLES	MOTOR-CYCLES	MOTOR-CYCLES%	CARS	CARS %	LGV	LGV %	HGV	HGV %	BUS	BUS %
Fri 31-Jul-20											
00:00	0	0	-	0	-	0	-	0	-	0	-
01:00	0	0	-	0	-	0	-	0	-	0	-
02:00	0	0	-	0	-	0	-	0	-	0	-
03:00	0	0	-	0	-	0	-	0	-	0	-
04:00	0	0	-	0	-	0	-	0	-	0	-
05:00	0	0	-	0	-	0	-	0	-	0	-
06:00	2	0	0.0	2	100.0	0	0.0	0	0.0	0	0.0
07:00	4	0	0.0	2	50.0	2	50.0	0	0.0	0	0.0
08:00	11	0	0.0	7	63.6	3	27.3	1	9.1	0	0.0
09:00	13	0	0.0	11	84.6	2	15.4	0	0.0	0	0.0
10:00	11	0	0.0	9	81.8	2	18.2	0	0.0	0	0.0
11:00	13	0	0.0	11	84.6	2	15.4	0	0.0	0	0.0
12:00	8	1	12.5	5	62.5	2	25.0	0	0.0	0	0.0
13:00	12	1	8.3	9	75.0	2	16.7	0	0.0	0	0.0
14:00	18	1	5.6	12	66.7	5	27.8	0	0.0	0	0.0
15:00	14	1	7.1	10	71.4	3	21.4	0	0.0	0	0.0
16:00	4	0	0.0	4	100.0	0	0.0	0	0.0	0	0.0
17:00	8	0	0.0	7	87.5	1	12.5	0	0.0	0	0.0
18:00	8	0	0.0	7	87.5	1	12.5	0	0.0	0	0.0
19:00	3	0	0.0	3	100.0	0	0.0	0	0.0	0	0.0
20:00	3	0	0.0	3	100.0	0	0.0	0	0.0	0	0.0
21:00	2	0	0.0	2	100.0	0	0.0	0	0.0	0	0.0
22:00	5	0	0.0	5	100.0	0	0.0	0	0.0	0	0.0
23:00	2	0	0.0	2	100.0	0	0.0	0	0.0	0	0.0
12H,7-19	124	4	3.2	94	75.8	25	20.2	1	0.8	0	0.0
16H,6-22	134	4	3.0	104	77.6	25	18.7	1	0.8	0	0.0
18H,6-24	141	4	2.8	111	78.7	25	17.7	1	0.7	0	0.0

10007 ALVECHURCH Site No: 10036001 Location Cornells Lane, Widdington - att to 30mph sign											
JUNE 2020 Channel: Eastbound											
TIME PERIOD	TOTAL VEHICLES	MOTOR-CYCLES	MOTOR-CYCLES%	CARS	CARS %	LGV	LGV %	HGV	HGV %	BUS	BUS %
24H,0-24	141	4	2.8	111	78.7	25	17.7	1	0.7	0	0.0
Sat 01-Aug-20											
00:00	1	0	0.0	1	100.0	0	0.0	0	0.0	0	0.0
01:00	0	0	-	0	-	0	-	0	-	0	-
02:00	1	0	0.0	0	0.0	1	100.0	0	0.0	0	0.0
03:00	0	0	-	0	-	0	-	0	-	0	-
04:00	0	0	-	0	-	0	-	0	-	0	-
05:00	0	0	-	0	-	0	-	0	-	0	-
06:00	0	0	-	0	-	0	-	0	-	0	-
07:00	2	0	0.0	2	100.0	0	0.0	0	0.0	0	0.0
08:00	7	0	0.0	5	71.4	2	28.6	0	0.0	0	0.0
09:00	5	0	0.0	5	100.0	0	0.0	0	0.0	0	0.0
10:00	8	0	0.0	6	75.0	2	25.0	0	0.0	0	0.0
11:00	11	1	9.1	8	72.7	2	18.2	0	0.0	0	0.0
12:00	5	0	0.0	4	80.0	1	20.0	0	0.0	0	0.0
13:00	4	1	25.0	3	75.0	0	0.0	0	0.0	0	0.0
14:00	5	1	20.0	4	80.0	0	0.0	0	0.0	0	0.0
15:00	11	0	0.0	10	90.9	1	9.1	0	0.0	0	0.0
16:00	8	1	12.5	7	87.5	0	0.0	0	0.0	0	0.0
17:00	5	0	0.0	5	100.0	0	0.0	0	0.0	0	0.0
18:00	6	0	0.0	5	83.3	0	0.0	1	16.7	0	0.0
19:00	3	0	0.0	3	100.0	0	0.0	0	0.0	0	0.0
20:00	2	0	0.0	2	100.0	0	0.0	0	0.0	0	0.0
21:00	3	0	0.0	3	100.0	0	0.0	0	0.0	0	0.0
22:00	3	0	0.0	3	100.0	0	0.0	0	0.0	0	0.0
23:00	0	0	-	0	-	0	-	0	-	0	-
12H,7-19	77	4	5.2	64	83.1	8	10.4	1	1.3	0	0.0
16H,6-22	85	4	4.7	72	84.7	8	9.4	1	1.2	0	0.0

10007 ALVECHURCH Site No: 10036001 Location: Cornells Lane, Widdington - att to 30mph sign											
JUNE 2020 Channel: Eastbound											
TIME PERIOD	TOTAL VEHICLES	MOTOR-CYCLES	MOTOR-CYCLES%	CARS	CARS %	LGV	LGV %	HGV	HGV %	BUS	BUS %
18H,6-24	88	4	4.6	75	85.2	8	9.1	1	1.1	0	0.0
24H,0-24	90	4	4.4	76	84.4	9	10.0	1	1.1	0	0.0
Sun 02-Aug-20											
00:00	0	0	-	0	-	0	-	0	-	0	-
01:00	1	0	0.0	1	100.0	0	0.0	0	0.0	0	0.0
02:00	0	0	-	0	-	0	-	0	-	0	-
03:00	0	0	-	0	-	0	-	0	-	0	-
04:00	0	0	-	0	-	0	-	0	-	0	-
05:00	0	0	-	0	-	0	-	0	-	0	-
06:00	0	0	-	0	-	0	-	0	-	0	-
07:00	1	0	0.0	1	100.0	0	0.0	0	0.0	0	0.0
08:00	2	1	50.0	1	50.0	0	0.0	0	0.0	0	0.0
09:00	3	0	0.0	3	100.0	0	0.0	0	0.0	0	0.0
10:00	12	0	0.0	11	91.7	1	8.3	0	0.0	0	0.0
11:00	6	1	16.7	5	83.3	0	0.0	0	0.0	0	0.0
12:00	7	0	0.0	6	85.7	1	14.3	0	0.0	0	0.0
13:00	7	0	0.0	7	100.0	0	0.0	0	0.0	0	0.0
14:00	4	0	0.0	4	100.0	0	0.0	0	0.0	0	0.0
15:00	7	0	0.0	7	100.0	0	0.0	0	0.0	0	0.0
16:00	8	1	12.5	7	87.5	0	0.0	0	0.0	0	0.0
17:00	12	3	25.0	9	75.0	0	0.0	0	0.0	0	0.0
18:00	6	2	33.3	4	66.7	0	0.0	0	0.0	0	0.0
19:00	6	0	0.0	5	83.3	1	16.7	0	0.0	0	0.0
20:00	1	0	0.0	1	100.0	0	0.0	0	0.0	0	0.0
21:00	2	0	0.0	2	100.0	0	0.0	0	0.0	0	0.0
22:00	1	0	0.0	1	100.0	0	0.0	0	0.0	0	0.0
23:00	1	0	0.0	1	100.0	0	0.0	0	0.0	0	0.0
12H,7-19	75	8	10.7	65	86.7	2	2.7	0	0.0	0	0.0

10007 ALVECHURCH Site No: 10036001 Location Cornells Lane, Widdington - att to 30mph sign
 JUNE 2020 Channel: Eastbound

TIME PERIOD	TOTAL VEHICLES	MOTOR-CYCLES	MOTOR-CYCLES%	CARS	CARS %	LGV	LGV %	HGV	HGV %	BUS	BUS %
16H,6-22	84	8	9.5	73	86.9	3	3.6	0	0.0	0	0.0
18H,6-24	86	8	9.3	75	87.2	3	3.5	0	0.0	0	0.0
24H,0-24	87	8	9.2	76	87.4	3	3.5	0	0.0	0	0.0
Mon 03-Aug-20											
00:00	0	0	-	0	-	0	-	0	-	0	-
01:00	0	0	-	0	-	0	-	0	-	0	-
02:00	0	0	-	0	-	0	-	0	-	0	-
03:00	0	0	-	0	-	0	-	0	-	0	-
04:00	0	0	-	0	-	0	-	0	-	0	-
05:00	1	0	0.0	1	100.0	0	0.0	0	0.0	0	0.0
06:00	2	1	50.0	1	50.0	0	0.0	0	0.0	0	0.0
07:00	10	0	0.0	5	50.0	5	50.0	0	0.0	0	0.0
08:00	10	0	0.0	6	60.0	3	30.0	1	10.0	0	0.0
09:00	11	0	0.0	10	90.9	1	9.1	0	0.0	0	0.0
10:00	4	0	0.0	4	100.0	0	0.0	0	0.0	0	0.0
11:00	4	0	0.0	4	100.0	0	0.0	0	0.0	0	0.0
12:00	10	0	0.0	5	50.0	4	40.0	0	0.0	1	10.0
13:00	13	0	0.0	10	76.9	3	23.1	0	0.0	0	0.0
14:00	15	1	6.7	11	73.3	3	20.0	0	0.0	0	0.0
15:00	12	0	0.0	10	83.3	2	16.7	0	0.0	0	0.0
16:00	14	0	0.0	13	92.9	1	7.1	0	0.0	0	0.0
17:00	10	1	10.0	9	90.0	0	0.0	0	0.0	0	0.0
18:00	10	0	0.0	8	80.0	2	20.0	0	0.0	0	0.0
19:00	8	0	0.0	8	100.0	0	0.0	0	0.0	0	0.0
20:00	10	0	0.0	7	70.0	1	10.0	2	20.0	0	0.0
21:00	3	0	0.0	3	100.0	0	0.0	0	0.0	0	0.0
22:00	1	0	0.0	1	100.0	0	0.0	0	0.0	0	0.0
23:00	1	0	0.0	1	100.0	0	0.0	0	0.0	0	0.0

10007 ALVECHURCH Site No: 10036001 Location Cornells Lane, Widdington - att to 30mph sign
 JUNE 2020 Channel: Eastbound

TIME PERIOD	TOTAL VEHICLES	MOTOR-CYCLES	MOTOR-CYCLES%	CARS	CARS %	LGV	LGV %	HGV	HGV %	BUS	BUS %
12H,7-19	123	2	1.6	95	77.2	24	19.5	1	0.8	1	0.8
16H,6-22	146	3	2.1	114	78.1	25	17.1	3	2.1	1	0.7
18H,6-24	148	3	2.0	116	78.4	25	16.9	3	2.0	1	0.7
24H,0-24	149	3	2.0	117	78.5	25	16.8	3	2.0	1	0.7

Tue 04-Aug-20

00:00	0	0	-	0	-	0	-	0	-	0	-
01:00	1	0	0.0	1	100.0	0	0.0	0	0.0	0	0.0
02:00	1	0	0.0	0	0.0	1	100.0	0	0.0	0	0.0
03:00	0	0	-	0	-	0	-	0	-	0	-
04:00	0	0	-	0	-	0	-	0	-	0	-
05:00	1	0	0.0	1	100.0	0	0.0	0	0.0	0	0.0
06:00	1	0	0.0	1	100.0	0	0.0	0	0.0	0	0.0
07:00	8	0	0.0	4	50.0	4	50.0	0	0.0	0	0.0
08:00	16	0	0.0	13	81.3	3	18.8	0	0.0	0	0.0
09:00	12	1	8.3	9	75.0	1	8.3	1	8.3	0	0.0
10:00	10	1	10.0	4	40.0	5	50.0	0	0.0	0	0.0
11:00	11	0	0.0	9	81.8	2	18.2	0	0.0	0	0.0
12:00	8	0	0.0	6	75.0	2	25.0	0	0.0	0	0.0
13:00	12	0	0.0	9	75.0	3	25.0	0	0.0	0	0.0
14:00	17	0	0.0	13	76.5	4	23.5	0	0.0	0	0.0
15:00	11	1	9.1	7	63.6	2	18.2	1	9.1	0	0.0
16:00	12	1	8.3	7	58.3	4	33.3	0	0.0	0	0.0
17:00	6	0	0.0	6	100.0	0	0.0	0	0.0	0	0.0
18:00	14	2	14.3	12	85.7	0	0.0	0	0.0	0	0.0
19:00	11	1	9.1	7	63.6	2	18.2	1	9.1	0	0.0
20:00	10	0	0.0	10	100.0	0	0.0	0	0.0	0	0.0
21:00	7	1	14.3	3	42.9	3	42.9	0	0.0	0	0.0
22:00	5	0	0.0	4	80.0	1	20.0	0	0.0	0	0.0

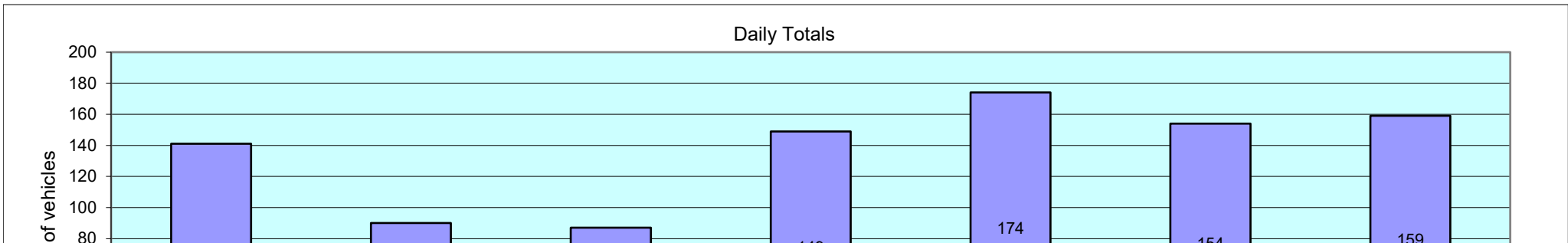
10007 ALVECHURCH Site No: 10036001 Location Cornells Lane, Widdington - att to 30mph sign
 JUNE 2020 Channel: Eastbound

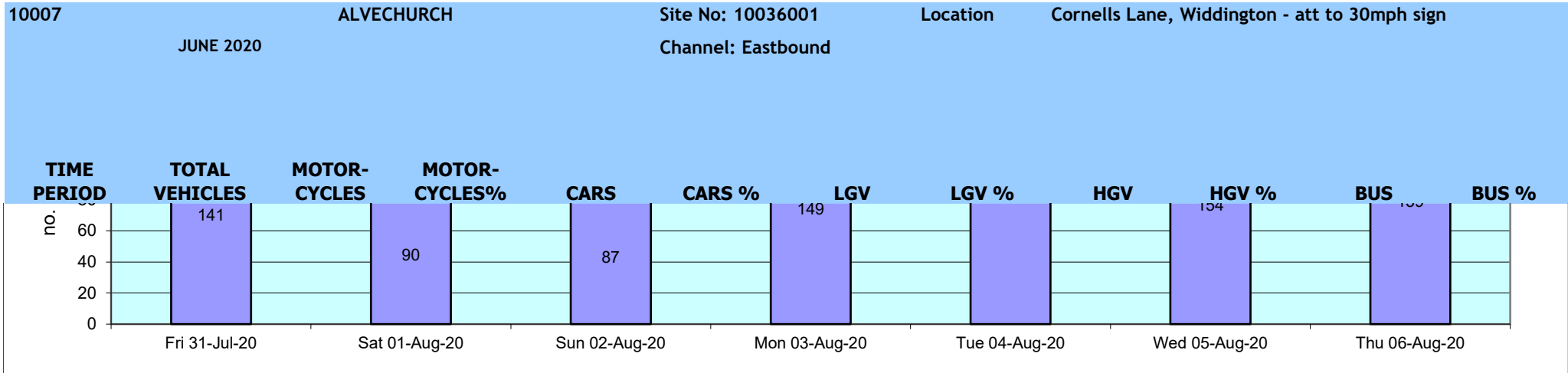
TIME PERIOD	TOTAL VEHICLES	MOTOR-CYCLES	MOTOR-CYCLES%	CARS	CARS %	LGV	LGV %	HGV	HGV %	BUS	BUS %
23:00	0	0	-	0	-	0	-	0	-	0	-
12H,7-19	137	6	4.4	99	72.3	30	21.9	2	1.5	0	0.0
16H,6-22	166	8	4.8	120	72.3	35	21.1	3	1.8	0	0.0
18H,6-24	171	8	4.7	124	72.5	36	21.1	3	1.8	0	0.0
24H,0-24	174	8	4.6	126	72.4	37	21.3	3	1.7	0	0.0
Wed 05-Aug-20											
00:00	0	0	-	0	-	0	-	0	-	0	-
01:00	1	0	0.0	0	0.0	1	100.0	0	0.0	0	0.0
02:00	0	0	-	0	-	0	-	0	-	0	-
03:00	0	0	-	0	-	0	-	0	-	0	-
04:00	0	0	-	0	-	0	-	0	-	0	-
05:00	0	0	-	0	-	0	-	0	-	0	-
06:00	2	0	0.0	2	100.0	0	0.0	0	0.0	0	0.0
07:00	7	0	0.0	6	85.7	1	14.3	0	0.0	0	0.0
08:00	11	0	0.0	5	45.5	5	45.5	1	9.1	0	0.0
09:00	13	0	0.0	10	76.9	3	23.1	0	0.0	0	0.0
10:00	9	0	0.0	7	77.8	2	22.2	0	0.0	0	0.0
11:00	15	0	0.0	9	60.0	6	40.0	0	0.0	0	0.0
12:00	13	0	0.0	8	61.5	5	38.5	0	0.0	0	0.0
13:00	8	0	0.0	5	62.5	3	37.5	0	0.0	0	0.0
14:00	15	0	0.0	10	66.7	5	33.3	0	0.0	0	0.0
15:00	10	0	0.0	8	80.0	2	20.0	0	0.0	0	0.0
16:00	8	1	12.5	6	75.0	1	12.5	0	0.0	0	0.0
17:00	15	0	0.0	15	100.0	0	0.0	0	0.0	0	0.0
18:00	10	0	0.0	9	90.0	1	10.0	0	0.0	0	0.0
19:00	3	0	0.0	3	100.0	0	0.0	0	0.0	0	0.0
20:00	7	1	14.3	5	71.4	1	14.3	0	0.0	0	0.0
21:00	3	0	0.0	3	100.0	0	0.0	0	0.0	0	0.0

10007 ALVECHURCH Site No: 10036001 Location: Cornells Lane, Widdington - att to 30mph sign											
JUNE 2020 Channel: Eastbound											
TIME PERIOD	TOTAL VEHICLES	MOTOR-CYCLES	MOTOR-CYCLES%	CARS	CARS %	LGV	LGV %	HGV	HGV %	BUS	BUS %
22:00	3	0	0.0	3	100.0	0	0.0	0	0.0	0	0.0
23:00	1	0	0.0	1	100.0	0	0.0	0	0.0	0	0.0
12H,7-19	134	1	0.8	98	73.1	34	25.4	1	0.8	0	0.0
16H,6-22	149	2	1.3	111	74.5	35	23.5	1	0.7	0	0.0
18H,6-24	153	2	1.3	115	75.2	35	22.9	1	0.7	0	0.0
24H,0-24	154	2	1.3	115	74.7	36	23.4	1	0.7	0	0.0
Thu 06-Aug-20											
00:00	0	0	-	0	-	0	-	0	-	0	-
01:00	0	0	-	0	-	0	-	0	-	0	-
02:00	1	0	0.0	0	0.0	1	100.0	0	0.0	0	0.0
03:00	0	0	-	0	-	0	-	0	-	0	-
04:00	0	0	-	0	-	0	-	0	-	0	-
05:00	0	0	-	0	-	0	-	0	-	0	-
06:00	2	0	0.0	2	100.0	0	0.0	0	0.0	0	0.0
07:00	10	0	0.0	6	60.0	4	40.0	0	0.0	0	0.0
08:00	14	0	0.0	9	64.3	5	35.7	0	0.0	0	0.0
09:00	12	0	0.0	12	100.0	0	0.0	0	0.0	0	0.0
10:00	12	1	8.3	9	75.0	2	16.7	0	0.0	0	0.0
11:00	6	0	0.0	3	50.0	3	50.0	0	0.0	0	0.0
12:00	4	0	0.0	2	50.0	1	25.0	1	25.0	0	0.0
13:00	13	1	7.7	9	69.2	3	23.1	0	0.0	0	0.0
14:00	11	1	9.1	8	72.7	2	18.2	0	0.0	0	0.0
15:00	14	1	7.1	7	50.0	4	28.6	2	14.3	0	0.0
16:00	11	1	9.1	7	63.6	1	9.1	2	18.2	0	0.0
17:00	14	2	14.3	10	71.4	1	7.1	1	7.1	0	0.0
18:00	11	1	9.1	6	54.6	1	9.1	3	27.3	0	0.0
19:00	10	0	0.0	7	70.0	2	20.0	1	10.0	0	0.0
20:00	5	0	0.0	4	80.0	1	20.0	0	0.0	0	0.0

10007 ALVECHURCH Site No: 10036001 Location Cornells Lane, Widdington - att to 30mph sign
 JUNE 2020 Channel: Eastbound

TIME PERIOD	TOTAL VEHICLES	MOTOR-CYCLES	MOTOR-CYCLES%	CARS	CARS %	LGV	LGV %	HGV	HGV %	BUS	BUS %
21:00	1	0	0.0	1	100.0	0	0.0	0	0.0	0	0.0
22:00	6	0	0.0	5	83.3	1	16.7	0	0.0	0	0.0
23:00	2	0	0.0	2	100.0	0	0.0	0	0.0	0	0.0
12H,7-19	132	8	6.1	88	66.7	27	20.5	9	6.8	0	0.0
16H,6-22	150	8	5.3	102	68.0	30	20.0	10	6.7	0	0.0
18H,6-24	158	8	5.1	109	69.0	31	19.6	10	6.3	0	0.0
24H,0-24	159	8	5.0	109	68.6	32	20.1	10	6.3	0	0.0
Daily Totals											
Fri 31-Jul-20	141	4	2.8	111	78.7	25	17.7	1	0.7	0	0.0
Sat 01-Aug-20	90	4	4.4	76	84.4	9	10.0	1	1.1	0	0.0
Sun 02-Aug-20	87	8	9.2	76	87.4	3	3.5	0	0.0	0	0.0
Mon 03-Aug-20	149	3	2.0	117	78.5	25	16.8	3	2.0	1	0.7
Tue 04-Aug-20	174	8	4.6	126	72.4	37	21.3	3	1.7	0	0.0
Wed 05-Aug-20	154	2	1.3	115	74.7	36	23.4	1	0.7	0	0.0
Thu 06-Aug-20	159	8	5.0	109	68.6	32	20.1	10	6.3	0	0.0
Total Vehicles											
[--]	954	37	4.2	730	77.8	167	16.1	19	1.8	1	0.1





10007	ALVECHURCH				Site No: 10036001	Location: Cornells Lane, Widdington - att to 30mph sign										
JUNE 2020					Channel: Eastbound											
Time Period	Total Vehicles	85%ile Speed	Mean Speed	Stand Dev.	<6Mph	30	11-<16	16-<21	21-<26	26-<31	31-<36	36-<41	41-<46	46-<51	51-<56	=>56

Fri 31-Jul-20																
00:00	0	-	-	-	0	0	0	0	0	0	0	0	0	0	0	0
01:00	0	-	-	-	0	0	0	0	0	0	0	0	0	0	0	0
02:00	0	-	-	-	0	0	0	0	0	0	0	0	0	0	0	0
03:00	0	-	-	-	0	0	0	0	0	0	0	0	0	0	0	0
04:00	0	-	-	-	0	0	0	0	0	0	0	0	0	0	0	0
05:00	0	-	-	-	0	0	0	0	0	0	0	0	0	0	0	0
06:00	2	-	21	3.5	0	0	0	1	1	0	0	0	0	0	0	0
07:00	4	-	26	3.2	0	0	0	0	2	2	0	0	0	0	0	0
08:00	11	28.1	24.4	4.6	0	0	0	2	6	2	1	0	0	0	0	0
09:00	13	26.9	22	5.7	0	1	0	4	5	3	0	0	0	0	0	0
10:00	11	25.6	22.6	4.6	0	0	1	2	6	2	0	0	0	0	0	0
11:00	13	29.9	25.8	5	0	0	0	2	5	4	2	0	0	0	0	0
12:00	8	-	22.9	6.4	0	0	2	0	3	3	0	0	0	0	0	0
13:00	12	30.1	26.4	5.2	0	0	1	0	3	7	1	0	0	0	0	0
14:00	18	28.3	22.9	5.8	0	1	1	3	7	6	0	0	0	0	0	0
15:00	14	30	25.6	5.6	0	0	1	2	2	8	1	0	0	0	0	0
16:00	4	-	23.5	8.2	0	0	1	0	2	0	1	0	0	0	0	0
17:00	8	-	21	5.5	0	0	1	4	1	2	0	0	0	0	0	0
18:00	8	-	20.4	7.1	0	1	1	2	2	2	0	0	0	0	0	0
19:00	3	-	26.8	3.1	0	0	0	0	1	2	0	0	0	0	0	0
20:00	3	-	21.8	7.6	0	0	1	0	1	1	0	0	0	0	0	0
21:00	2	-	28.5	1.8	0	0	0	0	0	2	0	0	0	0	0	0
22:00	5	-	25.5	4.6	0	0	0	1	1	3	0	0	0	0	0	0
23:00	2	-	23.5	7.1	0	0	0	1	0	1	0	0	0	0	0	0
12H,7-19	124	29.4	23.7	5.7	0	3	9	21	44	41	6	0	0	0	0	0
16H,6-22	134	29.4	23.8	5.6	0	3	10	22	47	46	6	0	0	0	0	0
18H,6-24	141	29.4	23.8	5.6	0	3	10	24	48	50	6	0	0	0	0	0
24H,0-24	141	29.4	23.8	5.6	0	3	10	24	48	50	6	0	0	0	0	0

10007	ALVECHURCH				Site No: 10036001	Location: Cornells Lane, Widdington - att to 30mph sign											
JUNE 2020					Channel: Eastbound												
Time Period	Total Vehicles	85%ile Speed	Mean Speed	Stand Dev.	<6Mph	30	11-<16	16-<21	21-<26	26-<31	31-<36	36-<41	41-<46	46-<51	51-<56	=>56	

Sat 01-Aug-20																
00:00	1	-	18.5	-	0	0	0	1	0	0	0	0	0	0	0	0
01:00	0	-	-	-	0	0	0	0	0	0	0	0	0	0	0	0
02:00	1	-	23.5	-	0	0	0	0	1	0	0	0	0	0	0	0
03:00	0	-	-	-	0	0	0	0	0	0	0	0	0	0	0	0
04:00	0	-	-	-	0	0	0	0	0	0	0	0	0	0	0	0
05:00	0	-	-	-	0	0	0	0	0	0	0	0	0	0	0	0
06:00	0	-	-	-	0	0	0	0	0	0	0	0	0	0	0	0
07:00	2	-	28.5	7.1	0	0	0	0	1	0	1	0	0	0	0	0
08:00	7	-	24.2	3.7	0	0	0	1	4	2	0	0	0	0	0	0
09:00	5	-	26.5	3.1	0	0	0	0	2	3	0	0	0	0	0	0
10:00	8	-	25.4	4.7	0	0	0	1	4	2	1	0	0	0	0	0
11:00	11	25.6	22.6	4.6	0	0	1	2	6	2	0	0	0	0	0	0
12:00	5	-	25.5	4.7	0	0	0	0	4	0	1	0	0	0	0	0
13:00	4	-	23.5	7.1	0	0	1	0	1	2	0	0	0	0	0	0
14:00	5	-	22.5	8.3	0	1	0	0	2	2	0	0	0	0	0	0
15:00	11	27.4	24	3.8	0	0	0	2	6	3	0	0	0	0	0	0
16:00	8	-	22.3	4.6	0	0	1	1	5	1	0	0	0	0	0	0
17:00	5	-	25.5	4.6	0	0	0	1	1	3	0	0	0	0	0	0
18:00	6	-	27.7	4	0	0	0	0	2	3	1	0	0	0	0	0
19:00	3	-	25.2	3.1	0	0	0	0	2	1	0	0	0	0	0	0
20:00	2	-	26	3.5	0	0	0	0	1	1	0	0	0	0	0	0
21:00	3	-	28.5	5	0	0	0	0	1	1	1	0	0	0	0	0
22:00	3	-	23.5	5	0	0	0	1	1	1	0	0	0	0	0	0
23:00	0	-	-	-	0	0	0	0	0	0	0	0	0	0	0	0
12H,7-19	77	29.3	24.4	4.9	0	1	3	8	38	23	4	0	0	0	0	0
16H,6-22	85	29.4	24.6	4.8	0	1	3	8	42	26	5	0	0	0	0	0
18H,6-24	88	29.4	24.6	4.8	0	1	3	9	43	27	5	0	0	0	0	0
24H,0-24	90	29.3	24.5	4.8	0	1	3	10	44	27	5	0	0	0	0	0

10007	ALVECHURCH				Site No: 10036001	Location: Cornells Lane, Widdington - att to 30mph sign											
JUNE 2020					Channel: Eastbound												
Time Period	Total Vehicles	85%ile Speed	Mean Speed	Stand Dev.	<6Mph	30	11-<16	16-<21	21-<26	26-<31	31-<36	36-<41	41-<46	46-<51	51-<56	=>56	

Sun 02-Aug-20																
00:00	0	-	-	-	0	0	0	0	0	0	0	0	0	0	0	0
01:00	1	-	33.5	-	0	0	0	0	0	0	1	0	0	0	0	0
02:00	0	-	-	-	0	0	0	0	0	0	0	0	0	0	0	0
03:00	0	-	-	-	0	0	0	0	0	0	0	0	0	0	0	0
04:00	0	-	-	-	0	0	0	0	0	0	0	0	0	0	0	0
05:00	0	-	-	-	0	0	0	0	0	0	0	0	0	0	0	0
06:00	0	-	-	-	0	0	0	0	0	0	0	0	0	0	0	0
07:00	1	-	28.5	-	0	0	0	0	0	1	0	0	0	0	0	0
08:00	2	-	18.5	7.1	0	0	1	0	1	0	0	0	0	0	0	0
09:00	3	-	23.5	5	0	0	0	1	1	1	0	0	0	0	0	0
10:00	12	25.4	23.9	2	0	0	0	0	11	1	0	0	0	0	0	0
11:00	6	-	19.3	7.4	0	1	1	1	2	1	0	0	0	0	0	0
12:00	7	-	23.5	6.5	0	0	1	1	3	1	1	0	0	0	0	0
13:00	7	-	25.6	3.1	0	0	0	0	4	3	0	0	0	0	0	0
14:00	4	-	22.3	2.8	0	0	0	1	3	0	0	0	0	0	0	0
15:00	7	-	22.8	4.7	0	0	0	3	2	2	0	0	0	0	0	0
16:00	8	-	19.8	7	0	1	1	3	1	2	0	0	0	0	0	0
17:00	12	25.3	18.9	7.3	0	2	3	1	4	2	0	0	0	0	0	0
18:00	6	-	19.3	6.7	0	1	0	3	1	1	0	0	0	0	0	0
19:00	6	-	23.5	9	0	1	0	1	1	2	1	0	0	0	0	0
20:00	1	-	13.5	-	0	0	1	0	0	0	0	0	0	0	0	0
21:00	2	-	23.5	1.8	0	0	0	0	2	0	0	0	0	0	0	0
22:00	1	-	28.5	-	0	0	0	0	0	1	0	0	0	0	0	0
23:00	1	-	18.5	-	0	0	0	1	0	0	0	0	0	0	0	0
12H,7-19	75	27.4	21.8	5.9	0	5	7	14	33	15	1	0	0	0	0	0
16H,6-22	84	27.7	21.8	6.1	0	6	8	15	36	17	2	0	0	0	0	0
18H,6-24	86	27.8	21.9	6.1	0	6	8	16	36	18	2	0	0	0	0	0
24H,0-24	87	28.1	22	6.2	0	6	8	16	36	18	3	0	0	0	0	0

10007	ALVECHURCH				Site No: 10036001	Location: Cornells Lane, Widdington - att to 30mph sign										
JUNE 2020					Channel: Eastbound											
Time Period	Total Vehicles	85%ile Speed	Mean Speed	Stand Dev.	<6Mph	30	11-<16	16-<21	21-<26	26-<31	31-<36	36-<41	41-<46	46-<51	51-<56	=>56

Mon 03-Aug-20																
00:00	0	-	-	-	0	0	0	0	0	0	0	0	0	0	0	0
01:00	0	-	-	-	0	0	0	0	0	0	0	0	0	0	0	0
02:00	0	-	-	-	0	0	0	0	0	0	0	0	0	0	0	0
03:00	0	-	-	-	0	0	0	0	0	0	0	0	0	0	0	0
04:00	0	-	-	-	0	0	0	0	0	0	0	0	0	0	0	0
05:00	1	-	23.5	-	0	0	0	0	1	0	0	0	0	0	0	0
06:00	2	-	18.5	7.1	0	0	1	0	1	0	0	0	0	0	0	0
07:00	10	25.3	23	3.2	0	0	0	2	7	1	0	0	0	0	0	0
08:00	10	26	23	4	0	0	0	3	5	2	0	0	0	0	0	0
09:00	11	25.6	22.1	5.2	0	0	2	1	6	2	0	0	0	0	0	0
10:00	4	-	19.8	8.5	0	1	0	1	1	1	0	0	0	0	0	0
11:00	4	-	26	3.2	0	0	0	0	2	2	0	0	0	0	0	0
12:00	10	25	20	6.4	0	1	2	1	5	1	0	0	0	0	0	0
13:00	13	28.6	24.7	4.4	0	0	0	2	7	3	1	0	0	0	0	0
14:00	15	28.7	23.8	5.4	0	0	2	1	6	6	0	0	0	0	0	0
15:00	12	29.4	25.2	5.1	0	0	1	1	3	7	0	0	0	0	0	0
16:00	14	28.8	23.5	6	0	1	0	3	4	6	0	0	0	0	0	0
17:00	10	28.5	23	6.1	0	0	2	1	3	4	0	0	0	0	0	0
18:00	10	24.3	20.5	5	0	1	0	3	6	0	0	0	0	0	0	0
19:00	8	-	23.5	4	0	0	0	2	4	2	0	0	0	0	0	0
20:00	10	31	23.5	8.6	0	0	3	0	4	1	1	1	0	0	0	0
21:00	3	-	26.8	3.1	0	0	0	0	1	2	0	0	0	0	0	0
22:00	1	-	28.5	-	0	0	0	0	0	1	0	0	0	0	0	0
23:00	1	-	28.5	-	0	0	0	0	0	1	0	0	0	0	0	0
12H,7-19	123	28.4	23	5.3	0	4	9	19	55	35	1	0	0	0	0	0
16H,6-22	146	28.6	23.1	5.5	0	4	13	21	65	40	2	1	0	0	0	0
18H,6-24	148	28.7	23.2	5.5	0	4	13	21	65	42	2	1	0	0	0	0
24H,0-24	149	28.6	23.2	5.5	0	4	13	21	66	42	2	1	0	0	0	0

10007	ALVECHURCH				Site No: 10036001	Location: Cornells Lane, Widdington - att to 30mph sign										
JUNE 2020					Channel: Eastbound											
Time Period	Total Vehicles	85%ile Speed	Mean Speed	Stand Dev.	<6Mph	30	11-<16	16-<21	21-<26	26-<31	31-<36	36-<41	41-<46	46-<51	51-<56	=>56

Tue 04-Aug-20																
00:00	0	-	-	-	0	0	0	0	0	0	0	0	0	0	0	0
01:00	1	-	28.5	-	0	0	0	0	0	1	0	0	0	0	0	0
02:00	1	-	18.5	-	0	0	0	1	0	0	0	0	0	0	0	0
03:00	0	-	-	-	0	0	0	0	0	0	0	0	0	0	0	0
04:00	0	-	-	-	0	0	0	0	0	0	0	0	0	0	0	0
05:00	1	-	28.5	-	0	0	0	0	0	1	0	0	0	0	0	0
06:00	1	-	28.5	-	0	0	0	0	0	1	0	0	0	0	0	0
07:00	8	-	25.4	3	0	0	0	0	5	3	0	0	0	0	0	0
08:00	16	28.1	24.8	3.2	0	0	0	1	10	5	0	0	0	0	0	0
09:00	12	27.2	21.8	5.9	0	1	0	4	4	3	0	0	0	0	0	0
10:00	10	28.5	21.5	6.9	0	0	3	2	1	4	0	0	0	0	0	0
11:00	11	28.3	24	4.4	0	0	0	3	4	4	0	0	0	0	0	0
12:00	8	-	24.1	3.5	0	0	0	1	5	2	0	0	0	0	0	0
13:00	12	29.9	26.4	4.2	0	0	0	1	4	6	1	0	0	0	0	0
14:00	17	27.2	22.9	5.2	0	1	0	3	9	4	0	0	0	0	0	0
15:00	11	27.4	21.2	7	0	1	2	1	4	3	0	0	0	0	0	0
16:00	12	29.7	25.2	5.5	0	0	1	1	4	5	1	0	0	0	0	0
17:00	6	-	27.7	2.5	0	0	0	0	1	5	0	0	0	0	0	0
18:00	14	27.8	22.4	5.4	0	0	2	3	5	4	0	0	0	0	0	0
19:00	11	30.6	22.6	8.7	0	1	2	2	1	3	2	0	0	0	0	0
20:00	10	29.8	26	4.4	0	0	0	1	4	4	1	0	0	0	0	0
21:00	7	-	19.9	4	0	0	1	3	3	0	0	0	0	0	0	0
22:00	5	-	27.5	4.4	0	0	0	0	2	2	1	0	0	0	0	0
23:00	0	-	-	-	0	0	0	0	0	0	0	0	0	0	0	0
12H,7-19	137	29	23.8	5.2	0	3	8	20	56	48	2	0	0	0	0	0
16H,6-22	166	29.2	23.7	5.4	0	4	11	26	64	56	5	0	0	0	0	0
18H,6-24	171	29.3	23.8	5.4	0	4	11	26	66	58	6	0	0	0	0	0
24H,0-24	174	29.3	23.8	5.4	0	4	11	27	66	60	6	0	0	0	0	0

10007	ALVECHURCH				Site No: 10036001	Location: Cornells Lane, Widdington - att to 30mph sign										
JUNE 2020					Channel: Eastbound											
Time Period	Total Vehicles	85%ile Speed	Mean Speed	Stand Dev.	<6Mph	30	11-<16	16-<21	21-<26	26-<31	31-<36	36-<41	41-<46	46-<51	51-<56	=>56

Wed 05-Aug-20

00:00	0	-	-	-	0	0	0	0	0	0	0	0	0	0	0	0
01:00	1	-	23.5	-	0	0	0	0	1	0	0	0	0	0	0	0
02:00	0	-	-	-	0	0	0	0	0	0	0	0	0	0	0	0
03:00	0	-	-	-	0	0	0	0	0	0	0	0	0	0	0	0
04:00	0	-	-	-	0	0	0	0	0	0	0	0	0	0	0	0
05:00	0	-	-	-	0	0	0	0	0	0	0	0	0	0	0	0
06:00	2	-	28.5	1.8	0	0	0	0	0	2	0	0	0	0	0	0
07:00	7	-	24.2	3.7	0	0	0	1	4	2	0	0	0	0	0	0
08:00	11	28.3	24	4.9	0	0	1	1	5	4	0	0	0	0	0	0
09:00	13	29	25	4	0	0	0	2	5	6	0	0	0	0	0	0
10:00	9	-	26.3	3.9	0	0	0	1	2	6	0	0	0	0	0	0
11:00	15	28.3	23.2	4.7	0	0	0	6	4	5	0	0	0	0	0	0
12:00	13	29.5	25.8	4.1	0	0	0	2	3	8	0	0	0	0	0	0
13:00	8	-	26	4	0	0	0	1	2	5	0	0	0	0	0	0
14:00	15	36.4	28.5	7.7	0	1	0	0	3	7	1	3	0	0	0	0
15:00	10	29.3	26	3.8	0	0	0	1	3	6	0	0	0	0	0	0
16:00	8	-	22.9	6.9	0	1	0	1	3	3	0	0	0	0	0	0
17:00	15	26.6	22.5	4.9	0	0	0	7	5	2	1	0	0	0	0	0
18:00	10	29	24	5.7	0	0	1	2	2	5	0	0	0	0	0	0
19:00	3	-	21.8	3.1	0	0	0	1	2	0	0	0	0	0	0	0
20:00	7	-	22.8	5.5	0	0	1	1	3	2	0	0	0	0	0	0
21:00	3	-	26.8	3.1	0	0	0	0	1	2	0	0	0	0	0	0
22:00	3	-	25.2	3.1	0	0	0	0	2	1	0	0	0	0	0	0
23:00	1	-	28.5	-	0	0	0	0	0	1	0	0	0	0	0	0
12H,7-19	134	29.7	24.9	5.2	0	2	2	25	41	59	2	3	0	0	0	0
16H,6-22	149	29.6	24.8	5.2	0	2	3	27	47	65	2	3	0	0	0	0
18H,6-24	153	29.6	24.8	5.1	0	2	3	27	49	67	2	3	0	0	0	0
24H,0-24	154	29.6	24.8	5.1	0	2	3	27	50	67	2	3	0	0	0	0

10007	ALVECHURCH				Site No: 10036001	Location: Cornells Lane, Widdington - att to 30mph sign										
JUNE 2020					Channel: Eastbound											
Time Period	Total Vehicles	85%ile Speed	Mean Speed	Stand Dev.	<6Mph	30	11-<16	16-<21	21-<26	26-<31	31-<36	36-<41	41-<46	46-<51	51-<56	=>56

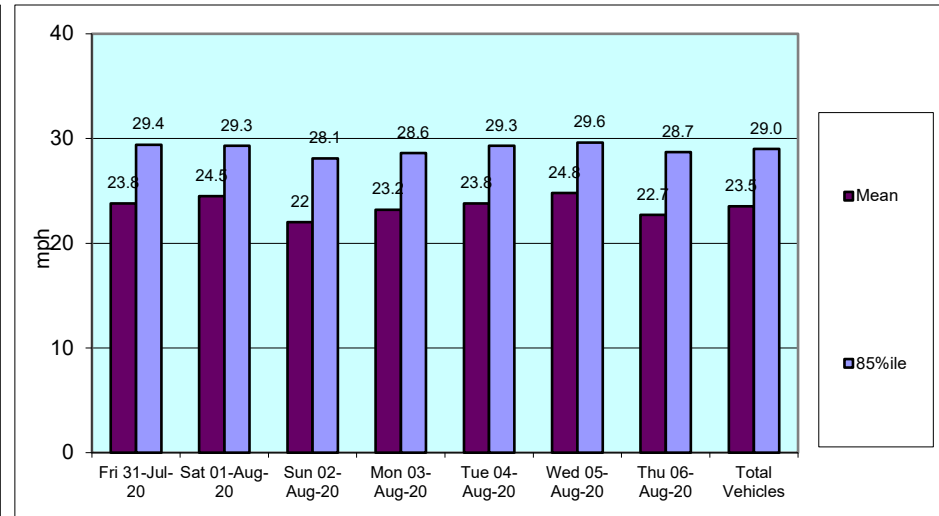
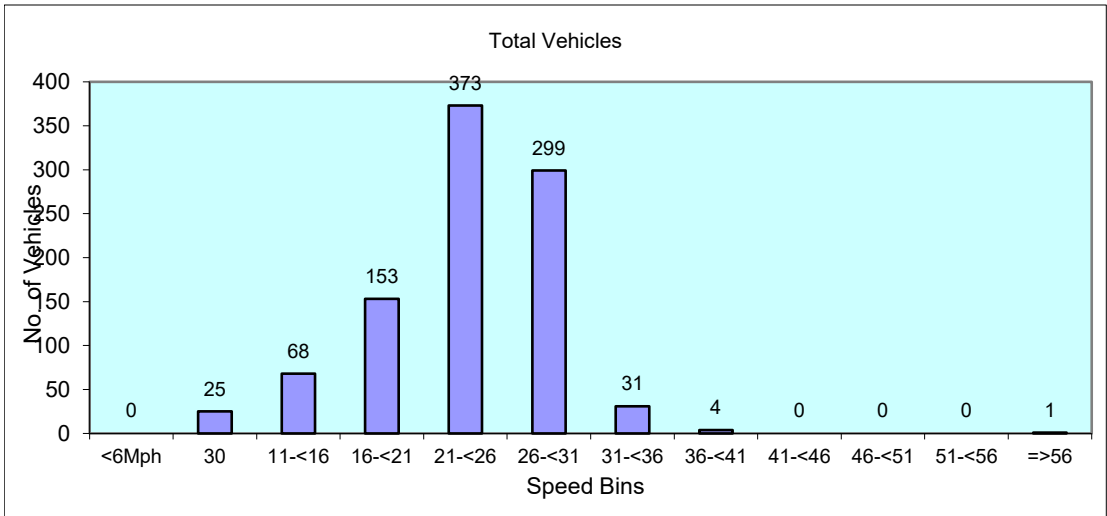
Thu 06-Aug-20																
00:00	0	-	-	-	0	0	0	0	0	0	0	0	0	0	0	0
01:00	0	-	-	-	0	0	0	0	0	0	0	0	0	0	0	0
02:00	1	-	23.5	-	0	0	0	0	1	0	0	0	0	0	0	0
03:00	0	-	-	-	0	0	0	0	0	0	0	0	0	0	0	0
04:00	0	-	-	-	0	0	0	0	0	0	0	0	0	0	0	0
05:00	0	-	-	-	0	0	0	0	0	0	0	0	0	0	0	0
06:00	2	-	28.5	1.8	0	0	0	0	0	2	0	0	0	0	0	0
07:00	10	29	26	3	0	0	0	0	5	5	0	0	0	0	0	0
08:00	14	27.8	22.8	5.7	0	0	3	0	7	4	0	0	0	0	0	0
09:00	12	24.9	21.4	4.2	0	0	1	4	6	1	0	0	0	0	0	0
10:00	12	25.3	21.8	5.9	0	1	1	1	7	2	0	0	0	0	0	0
11:00	6	-	24.3	4	0	0	0	1	3	2	0	0	0	0	0	0
12:00	4	-	22.3	4.9	0	0	0	2	1	1	0	0	0	0	0	0
13:00	13	32.4	27	10.8	0	0	0	3	6	1	2	0	0	0	0	1
14:00	11	29.1	22.1	7.2	0	0	3	2	2	3	1	0	0	0	0	0
15:00	14	24.9	21	4.5	0	0	2	4	7	1	0	0	0	0	0	0
16:00	11	27.4	19.9	6.5	0	0	4	3	1	3	0	0	0	0	0	0
17:00	14	28.3	21	7.9	0	2	2	2	4	3	1	0	0	0	0	0
18:00	11	24.1	19	5.8	0	1	2	4	3	1	0	0	0	0	0	0
19:00	10	26	20.5	7.6	0	1	2	2	3	1	1	0	0	0	0	0
20:00	5	-	25.5	3.1	0	0	0	0	3	2	0	0	0	0	0	0
21:00	1	-	23.5	-	0	0	0	0	1	0	0	0	0	0	0	0
22:00	6	-	27.7	4	0	0	0	0	2	3	1	0	0	0	0	0
23:00	2	-	28.5	7.1	0	0	0	0	1	0	1	0	0	0	0	0
12H,7-19	132	28.2	22.3	6.6	0	4	18	26	52	27	4	0	0	0	0	1
16H,6-22	150	28.3	22.4	6.6	0	5	20	28	59	32	5	0	0	0	0	1
18H,6-24	158	28.7	22.6	6.6	0	5	20	28	62	35	7	0	0	0	0	1
24H,0-24	159	28.7	22.7	6.6	0	5	20	28	63	35	7	0	0	0	0	1

10007 ALVECHURCH Site No: 10036001 Location: Cornells Lane, Widdington - att to 30mph sign
 JUNE 2020 Channel: Eastbound

Time Period	Total Vehicles	85%ile Speed	Mean Speed	Stand Dev.	<6Mph	30	11-<16	16-<21	21-<26	26-<31	31-<36	36-<41	41-<46	46-<51	51-<56	=>56
-------------	----------------	--------------	------------	------------	-------	----	--------	--------	--------	--------	--------	--------	--------	--------	--------	------

Daily Totals																
Fri 31-Jul-20	141	29.4	23.8	5.6	0	3	10	24	48	50	6	0	0	0	0	0
Sat 01-Aug-20	90	29.3	24.5	4.8	0	1	3	10	44	27	5	0	0	0	0	0
Sun 02-Aug-20	87	28.1	22	6.2	0	6	8	16	36	18	3	0	0	0	0	0
Mon 03-Aug-20	149	28.6	23.2	5.5	0	4	13	21	66	42	2	1	0	0	0	0
Tue 04-Aug-20	174	29.3	23.8	5.4	0	4	11	27	66	60	6	0	0	0	0	0
Wed 05-Aug-20	154	29.6	24.8	5.1	0	2	3	27	50	67	2	3	0	0	0	0
Thu 06-Aug-20	159	28.7	22.7	6.6	0	5	20	28	63	35	7	0	0	0	0	1

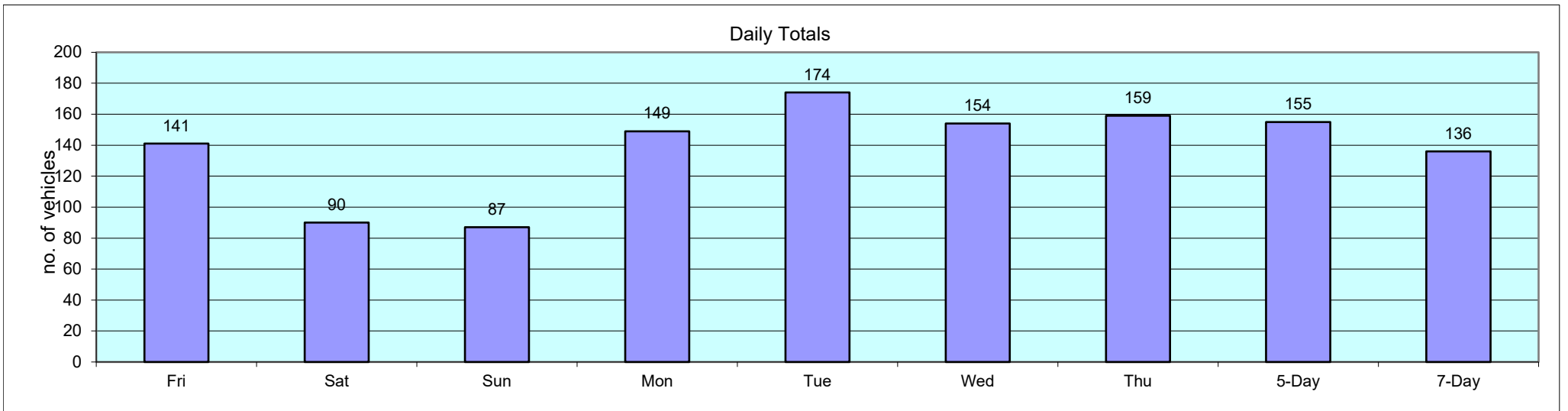
Total Vehicles																
[--]	954	29.0	23.5	5.6	0	25	68	153	373	299	31	4	0	0	0	1



10007	ALVECHURCH		Site No: 10036001		Location		Cornells Lane, Widdington - att to 30mph sign		
JUNE 2020		Channel: Eastbound							
TIME PERIOD	Fri 31/07/20	Sat 01/08/20	Sun 02/08/20	Mon 03/08/20	Tue 04/08/20	Wed 30/01/00	Thu 06/08/20	5-Day Av	7-Day Av
Week Begin: 31-Jul-20									
00:00	0	1	0	0	0	0	0	0	0
01:00	0	0	1	0	1	1	0	0	0
02:00	0	1	0	0	1	0	1	0	0
03:00	0	0	0	0	0	0	0	0	0
04:00	0	0	0	0	0	0	0	0	0
05:00	0	0	0	1	1	0	0	0	0
06:00	2	0	0	2	1	2	2	2	1
07:00	4	2	1	10	8	7	10	8	6
08:00	11	7	2	10	16	11	14	12	10
09:00	13	5	3	11	12	13	12	12	10
10:00	11	8	12	4	10	9	12	9	9
11:00	13	11	6	4	11	15	6	10	9
12:00	8	5	7	10	8	13	4	9	8
13:00	12	4	7	13	12	8	13	12	10
14:00	18	5	4	15	17	15	11	15	12
15:00	14	11	7	12	11	10	14	12	11
16:00	4	8	8	14	12	8	11	10	9
17:00	8	5	12	10	6	15	14	11	10
18:00	8	6	6	10	14	10	11	11	9
19:00	3	3	6	8	11	3	10	7	6
20:00	3	2	1	10	10	7	5	7	5
21:00	2	3	2	3	7	3	1	3	3
22:00	5	3	1	1	5	3	6	4	3
23:00	2	0	1	1	0	1	2	1	1
12H,7-19	124	77	75	123	137	134	132	130	115
16H,6-22	134	85	84	146	166	149	150	149	131
18H,6-24	141	88	86	148	171	153	158	154	135
24H,0-24	141	90	87	149	174	154	159	155	136
Am	11:00	11:00	10:00	09:00	08:00	11:00	08:00		

10007 ALVECHURCH Site No: 10036001 Location Cornells Lane, Widdington - att to 30mph sign
 JUNE 2020 Channel: Eastbound

TIME PERIOD	Fri 31/07/20	Sat 01/08/20	Sun 02/08/20	Mon 03/08/20	Tue 04/08/20	Wed 30/01/00	Thu 06/08/20	5-Day Av	7-Day Av
Peak	13	11	12	11	16	15	14		
Pm	14:00	15:00	17:00	14:00	14:00	17:00	17:00		
Peak	18	11	12	15	17	15	14		



10007		ALVECHURCH				Site No: 10036001		Location: Cornells Lane, Widdington - att to 30mph sign								
JUNE 2020		Channel: Westbound														
TIME PERIOD	TOTAL VEHICLES	MOTOR-CYCLES	CARS OR CAR-BASED LGV	LIGHT GOODS VEHICLES	BUSES	TWO AXLE, SIX TYRE, RIGID/BUSES	THREE AXLE RIGID	FOUR OR MORE AXLE RIGID	FOUR OR LESS AXLE ARTIC	FIVE AXLE ARTIC	SIX OR MORE AXLE ARTIC	FIVE OR LESS AXLE MULTI-TRAILER ARTIC	SIX AXLE MULTI-TRAILER ARTIC	SEVEN OR MORE AXLE ARTIC		
Fri 31-Jul-20																
00:00	0	0	0	0	0	0	0	0	0	0	0	0	0	0	0	
01:00	0	0	0	0	0	0	0	0	0	0	0	0	0	0	0	
02:00	0	0	0	0	0	0	0	0	0	0	0	0	0	0	0	
03:00	1	0	1	0	0	0	0	0	0	0	0	0	0	0	0	
04:00	0	0	0	0	0	0	0	0	0	0	0	0	0	0	0	
05:00	0	0	0	0	0	0	0	0	0	0	0	0	0	0	0	
06:00	2	0	2	0	0	0	0	0	0	0	0	0	0	0	0	
07:00	5	0	4	1	0	0	0	0	0	0	0	0	0	0	0	
08:00	6	0	3	2	0	1	0	0	0	0	0	0	0	0	0	
09:00	14	0	10	4	0	0	0	0	0	0	0	0	0	0	0	
10:00	12	0	10	2	0	0	0	0	0	0	0	0	0	0	0	
11:00	9	1	6	2	0	0	0	0	0	0	0	0	0	0	0	
12:00	10	2	8	0	0	0	0	0	0	0	0	0	0	0	0	
13:00	10	0	8	2	0	0	0	0	0	0	0	0	0	0	0	
14:00	18	2	11	5	0	0	0	0	0	0	0	0	0	0	0	
15:00	14	0	9	5	0	0	0	0	0	0	0	0	0	0	0	
16:00	12	1	10	1	0	0	0	0	0	0	0	0	0	0	0	
17:00	10	0	8	2	0	0	0	0	0	0	0	0	0	0	0	
18:00	8	1	6	1	0	0	0	0	0	0	0	0	0	0	0	
19:00	9	0	7	2	0	0	0	0	0	0	0	0	0	0	0	
20:00	2	0	2	0	0	0	0	0	0	0	0	0	0	0	0	
21:00	1	0	1	0	0	0	0	0	0	0	0	0	0	0	0	
22:00	1	0	1	0	0	0	0	0	0	0	0	0	0	0	0	
23:00	0	0	0	0	0	0	0	0	0	0	0	0	0	0	0	
12H,7-19	128	7	93	27	0	1	0	0	0	0	0	0	0	0	0	
16H,6-22	142	7	105	29	0	1	0	0	0	0	0	0	0	0	0	
18H,6-24	143	7	106	29	0	1	0	0	0	0	0	0	0	0	0	

10007		ALVECHURCH				Site No: 10036001		Location: Cornells Lane, Widdington - att to 30mph sign							
JUNE 2020		Channel: Westbound													
TIME PERIOD	TOTAL VEHICLES	MOTOR-CYCLES	CARS OR CAR-BASED LGV	LIGHT GOODS VEHICLES	BUSES	TWO AXLE, SIX TYRE, RIGID/BUSES	THREE AXLE RIGID	FOUR OR MORE AXLE RIGID	FOUR OR LESS AXLE ARTIC	FIVE AXLE ARTIC	SIX OR MORE AXLE ARTIC	FIVE OR LESS AXLE MULTI-TRAILER ARTIC	SIX AXLE MULTI-TRAILER ARTIC	SEVEN OR MORE AXLE ARTIC	
24H,0-24	144	7	107	29	0	1	0	0	0	0	0	0	0	0	
Sat 01-Aug-20															
00:00	2	0	2	0	0	0	0	0	0	0	0	0	0	0	
01:00	0	0	0	0	0	0	0	0	0	0	0	0	0	0	
02:00	1	0	0	1	0	0	0	0	0	0	0	0	0	0	
03:00	1	0	1	0	0	0	0	0	0	0	0	0	0	0	
04:00	0	0	0	0	0	0	0	0	0	0	0	0	0	0	
05:00	0	0	0	0	0	0	0	0	0	0	0	0	0	0	
06:00	2	0	2	0	0	0	0	0	0	0	0	0	0	0	
07:00	3	0	2	1	0	0	0	0	0	0	0	0	0	0	
08:00	5	3	2	0	0	0	0	0	0	0	0	0	0	0	
09:00	8	0	7	1	0	0	0	0	0	0	0	0	0	0	
10:00	8	1	5	2	0	0	0	0	0	0	0	0	0	0	
11:00	11	1	8	2	0	0	0	0	0	0	0	0	0	0	
12:00	10	0	6	4	0	0	0	0	0	0	0	0	0	0	
13:00	4	0	4	0	0	0	0	0	0	0	0	0	0	0	
14:00	3	0	3	0	0	0	0	0	0	0	0	0	0	0	
15:00	12	0	10	1	0	0	0	0	1	0	0	0	0	0	
16:00	6	0	5	1	0	0	0	0	0	0	0	0	0	0	
17:00	5	0	4	1	0	0	0	0	0	0	0	0	0	0	
18:00	5	0	3	2	0	0	0	0	0	0	0	0	0	0	
19:00	3	0	3	0	0	0	0	0	0	0	0	0	0	0	
20:00	2	0	2	0	0	0	0	0	0	0	0	0	0	0	
21:00	3	0	2	1	0	0	0	0	0	0	0	0	0	0	
22:00	0	0	0	0	0	0	0	0	0	0	0	0	0	0	
23:00	0	0	0	0	0	0	0	0	0	0	0	0	0	0	
12H,7-19	80	5	59	15	0	0	0	0	1	0	0	0	0	0	
16H,6-22	90	5	68	16	0	0	0	0	1	0	0	0	0	0	

10007		ALVECHURCH				Site No: 10036001		Location: Cornells Lane, Widdington - att to 30mph sign							
JUNE 2020		Channel: Westbound													
TIME PERIOD	TOTAL VEHICLES	MOTOR-CYCLES	CARS OR CAR-BASED LGV	LIGHT GOODS VEHICLES	BUSES	TWO AXLE, SIX TYRE, RIGID/BUSES	THREE AXLE RIGID	FOUR OR MORE AXLE RIGID	FOUR OR LESS AXLE ARTIC	FIVE AXLE ARTIC	SIX OR MORE AXLE ARTIC	FIVE OR LESS AXLE MULTI-TRAILER ARTIC	SIX AXLE MULTI-TRAILER ARTIC	SEVEN OR MORE AXLE ARTIC	
18H,6-24	90	5	68	16	0	0	0	0	1	0	0	0	0	0	
24H,0-24	94	5	71	17	0	0	0	0	1	0	0	0	0	0	
Sun 02-Aug-20															
00:00	0	0	0	0	0	0	0	0	0	0	0	0	0	0	
01:00	1	0	1	0	0	0	0	0	0	0	0	0	0	0	
02:00	0	0	0	0	0	0	0	0	0	0	0	0	0	0	
03:00	0	0	0	0	0	0	0	0	0	0	0	0	0	0	
04:00	0	0	0	0	0	0	0	0	0	0	0	0	0	0	
05:00	0	0	0	0	0	0	0	0	0	0	0	0	0	0	
06:00	0	0	0	0	0	0	0	0	0	0	0	0	0	0	
07:00	2	1	1	0	0	0	0	0	0	0	0	0	0	0	
08:00	3	0	2	0	0	0	0	0	1	0	0	0	0	0	
09:00	4	0	3	1	0	0	0	0	0	0	0	0	0	0	
10:00	14	0	12	2	0	0	0	0	0	0	0	0	0	0	
11:00	13	2	9	1	0	0	0	0	1	0	0	0	0	0	
12:00	8	3	5	0	0	0	0	0	0	0	0	0	0	0	
13:00	4	0	3	1	0	0	0	0	0	0	0	0	0	0	
14:00	5	0	5	0	0	0	0	0	0	0	0	0	0	0	
15:00	6	1	5	0	0	0	0	0	0	0	0	0	0	0	
16:00	5	1	4	0	0	0	0	0	0	0	0	0	0	0	
17:00	10	1	8	1	0	0	0	0	0	0	0	0	0	0	
18:00	8	2	6	0	0	0	0	0	0	0	0	0	0	0	
19:00	4	1	3	0	0	0	0	0	0	0	0	0	0	0	
20:00	4	0	3	1	0	0	0	0	0	0	0	0	0	0	
21:00	0	0	0	0	0	0	0	0	0	0	0	0	0	0	
22:00	1	0	1	0	0	0	0	0	0	0	0	0	0	0	
23:00	0	0	0	0	0	0	0	0	0	0	0	0	0	0	
12H,7-19	82	11	63	6	0	0	0	0	2	0	0	0	0	0	

10007 ALVECHURCH Site No: 10036001 Location Cornells Lane, Widdington - att to 30mph sign
 JUNE 2020 Channel: Westbound

TIME PERIOD	TOTAL VEHICLES	MOTOR-CYCLES	CARS OR CAR-BASED LGV	LIGHT GOODS VEHICLES	BUSES	TWO AXLE, SIX TYRE, RIGID/BUSES	THREE AXLE RIGID	FOUR OR MORE AXLE RIGID	FOUR OR LESS AXLE ARTIC	FIVE AXLE ARTIC	SIX OR MORE AXLE ARTIC	FIVE OR LESS AXLE MULTI-TRAILER ARTIC	SIX AXLE MULTI-TRAILER ARTIC	SEVEN OR MORE AXLE ARTIC
16H,6-22	90	12	69	7	0	0	0	0	2	0	0	0	0	0
18H,6-24	91	12	70	7	0	0	0	0	2	0	0	0	0	0
24H,0-24	92	12	71	7	0	0	0	0	2	0	0	0	0	0

Mon 03-Aug-20

00:00	1	0	1	0	0	0	0	0	0	0	0	0	0	0
01:00	0	0	0	0	0	0	0	0	0	0	0	0	0	0
02:00	0	0	0	0	0	0	0	0	0	0	0	0	0	0
03:00	0	0	0	0	0	0	0	0	0	0	0	0	0	0
04:00	0	0	0	0	0	0	0	0	0	0	0	0	0	0
05:00	0	0	0	0	0	0	0	0	0	0	0	0	0	0
06:00	0	0	0	0	0	0	0	0	0	0	0	0	0	0
07:00	9	0	6	3	0	0	0	0	0	0	0	0	0	0
08:00	7	2	1	3	0	1	0	0	0	0	0	0	0	0
09:00	10	0	7	3	0	0	0	0	0	0	0	0	0	0
10:00	7	0	7	0	0	0	0	0	0	0	0	0	0	0
11:00	6	0	4	2	0	0	0	0	0	0	0	0	0	0
12:00	6	1	3	2	0	0	0	0	0	0	0	0	0	0
13:00	10	1	7	1	1	0	0	0	0	0	0	0	0	0
14:00	18	0	11	7	0	0	0	0	0	0	0	0	0	0
15:00	15	2	12	1	0	0	0	0	0	0	0	0	0	0
16:00	17	1	14	2	0	0	0	0	0	0	0	0	0	0
17:00	9	0	8	1	0	0	0	0	0	0	0	0	0	0
18:00	11	0	9	2	0	0	0	0	0	0	0	0	0	0
19:00	11	1	8	1	0	0	0	0	1	0	0	0	0	0
20:00	6	1	3	2	0	0	0	0	0	0	0	0	0	0
21:00	2	0	2	0	0	0	0	0	0	0	0	0	0	0
22:00	2	0	2	0	0	0	0	0	0	0	0	0	0	0
23:00	1	0	1	0	0	0	0	0	0	0	0	0	0	0

10007 ALVECHURCH Site No: 10036001 Location Cornells Lane, Widdington - att to 30mph sign
 JUNE 2020 Channel: Westbound

TIME PERIOD	TOTAL VEHICLES	MOTOR-CYCLES	CARS OR CAR-BASED LGV	LIGHT GOODS VEHICLES	BUSES	TWO AXLE, SIX TYRE, RIGID/BUSES	THREE AXLE RIGID	FOUR OR MORE AXLE RIGID	FOUR OR LESS AXLE ARTIC	FIVE AXLE ARTIC	SIX OR MORE AXLE ARTIC	FIVE OR LESS AXLE MULTI-TRAILER ARTIC	SIX AXLE MULTI-TRAILER ARTIC	SEVEN OR MORE AXLE ARTIC
12H,7-19	125	7	89	27	1	1	0	0	0	0	0	0	0	0
16H,6-22	144	9	102	30	1	1	0	0	1	0	0	0	0	0
18H,6-24	147	9	105	30	1	1	0	0	1	0	0	0	0	0
24H,0-24	148	9	106	30	1	1	0	0	1	0	0	0	0	0

Tue 04-Aug-20

00:00	0	0	0	0	0	0	0	0	0	0	0	0	0	0
01:00	0	0	0	0	0	0	0	0	0	0	0	0	0	0
02:00	2	0	1	1	0	0	0	0	0	0	0	0	0	0
03:00	1	0	1	0	0	0	0	0	0	0	0	0	0	0
04:00	0	0	0	0	0	0	0	0	0	0	0	0	0	0
05:00	0	0	0	0	0	0	0	0	0	0	0	0	0	0
06:00	3	0	3	0	0	0	0	0	0	0	0	0	0	0
07:00	5	0	4	1	0	0	0	0	0	0	0	0	0	0
08:00	13	1	8	4	0	0	0	0	0	0	0	0	0	0
09:00	8	1	5	2	0	0	0	0	0	0	0	0	0	0
10:00	13	0	6	7	0	0	0	0	0	0	0	0	0	0
11:00	11	0	10	1	0	0	0	0	0	0	0	0	0	0
12:00	15	0	14	1	0	0	0	0	0	0	0	0	0	0
13:00	11	0	9	2	0	0	0	0	0	0	0	0	0	0
14:00	11	0	6	5	0	0	0	0	0	0	0	0	0	0
15:00	18	0	12	6	0	0	0	0	0	0	0	0	0	0
16:00	15	2	10	2	0	0	0	1	0	0	0	0	0	0
17:00	9	0	8	1	0	0	0	0	0	0	0	0	0	0
18:00	9	0	7	1	0	0	0	0	1	0	0	0	0	0
19:00	8	1	7	0	0	0	0	0	0	0	0	0	0	0
20:00	8	0	6	2	0	0	0	0	0	0	0	0	0	0
21:00	4	0	0	2	0	0	0	1	1	0	0	0	0	0
22:00	2	0	2	0	0	0	0	0	0	0	0	0	0	0

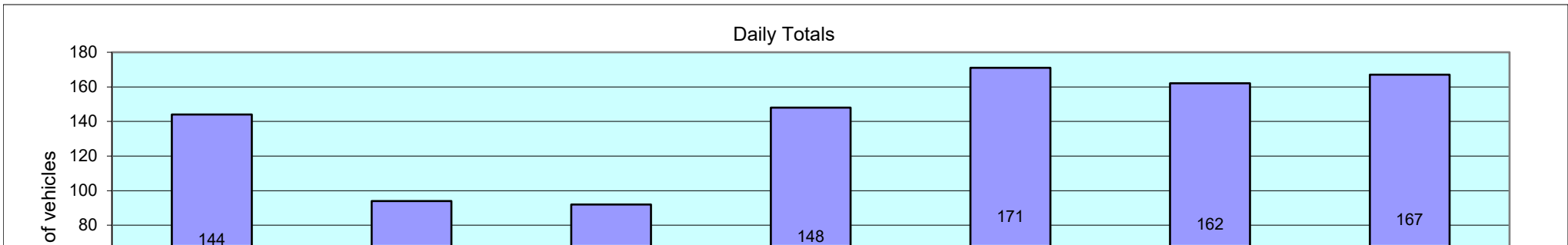
10007 ALVECHURCH Site No: 10036001 Location Cornells Lane, Widdington - att to 30mph sign
 JUNE 2020 Channel: Westbound


TIME PERIOD	TOTAL VEHICLES	MOTOR-CYCLES	CARS OR CAR-BASED LGV	LIGHT GOODS VEHICLES	BUSES	TWO AXLE, SIX TYRE, RIGID/BUSES	THREE AXLE RIGID	FOUR OR MORE AXLE RIGID	FOUR OR LESS AXLE ARTIC	FIVE AXLE ARTIC	SIX OR MORE AXLE ARTIC	FIVE OR LESS AXLE MULTI-TRAILER ARTIC	SIX AXLE MULTI-TRAILER ARTIC	SEVEN OR MORE AXLE ARTIC
23:00	5	0	1	4	0	0	0	0	0	0	0	0	0	0
12H,7-19	138	4	99	33	0	0	0	1	1	0	0	0	0	0
16H,6-22	161	5	115	37	0	0	0	2	2	0	0	0	0	0
18H,6-24	168	5	118	41	0	0	0	2	2	0	0	0	0	0
24H,0-24	171	5	120	42	0	0	0	2	2	0	0	0	0	0
Wed 05-Aug-20														
00:00	1	0	1	0	0	0	0	0	0	0	0	0	0	0
01:00	0	0	0	0	0	0	0	0	0	0	0	0	0	0
02:00	1	0	0	1	0	0	0	0	0	0	0	0	0	0
03:00	1	0	1	0	0	0	0	0	0	0	0	0	0	0
04:00	0	0	0	0	0	0	0	0	0	0	0	0	0	0
05:00	1	0	1	0	0	0	0	0	0	0	0	0	0	0
06:00	2	0	2	0	0	0	0	0	0	0	0	0	0	0
07:00	6	0	5	1	0	0	0	0	0	0	0	0	0	0
08:00	9	1	4	2	0	1	0	0	0	1	0	0	0	0
09:00	11	0	10	1	0	0	0	0	0	0	0	0	0	0
10:00	7	0	5	1	0	0	1	0	0	0	0	0	0	0
11:00	19	0	12	5	1	0	1	0	0	0	0	0	0	0
12:00	12	0	3	9	0	0	0	0	0	0	0	0	0	0
13:00	13	0	8	5	0	0	0	0	0	0	0	0	0	0
14:00	17	4	7	6	0	0	0	0	0	0	0	0	0	0
15:00	7	0	5	2	0	0	0	0	0	0	0	0	0	0
16:00	17	0	12	5	0	0	0	0	0	0	0	0	0	0
17:00	15	0	13	2	0	0	0	0	0	0	0	0	0	0
18:00	9	0	7	2	0	0	0	0	0	0	0	0	0	0
19:00	5	0	3	2	0	0	0	0	0	0	0	0	0	0
20:00	3	1	2	0	0	0	0	0	0	0	0	0	0	0
21:00	2	0	2	0	0	0	0	0	0	0	0	0	0	0

10007		ALVECHURCH				Site No: 10036001		Location: Cornells Lane, Widdington - att to 30mph sign							
JUNE 2020		Channel: Westbound													
TIME PERIOD	TOTAL VEHICLES	MOTOR-CYCLES	CARS OR CAR-BASED LGV	LIGHT GOODS VEHICLES	BUSES	TWO AXLE, SIX TYRE, RIGID/BUSES	THREE AXLE RIGID	FOUR OR MORE AXLE RIGID	FOUR OR LESS AXLE ARTIC	FIVE AXLE ARTIC	SIX OR MORE AXLE ARTIC	FIVE OR LESS AXLE MULTI-TRAILER ARTIC	SIX AXLE MULTI-TRAILER ARTIC	SEVEN OR MORE AXLE ARTIC	
22:00	3	0	1	2	0	0	0	0	0	0	0	0	0	0	
23:00	1	0	1	0	0	0	0	0	0	0	0	0	0	0	
12H,7-19	142	5	91	41	1	1	2	0	0	1	0	0	0	0	
16H,6-22	154	6	100	43	1	1	2	0	0	1	0	0	0	0	
18H,6-24	158	6	102	45	1	1	2	0	0	1	0	0	0	0	
24H,0-24	162	6	105	46	1	1	2	0	0	1	0	0	0	0	
Thu 06-Aug-20															
00:00	0	0	0	0	0	0	0	0	0	0	0	0	0	0	
01:00	0	0	0	0	0	0	0	0	0	0	0	0	0	0	
02:00	1	0	0	1	0	0	0	0	0	0	0	0	0	0	
03:00	1	0	1	0	0	0	0	0	0	0	0	0	0	0	
04:00	0	0	0	0	0	0	0	0	0	0	0	0	0	0	
05:00	0	0	0	0	0	0	0	0	0	0	0	0	0	0	
06:00	4	0	4	0	0	0	0	0	0	0	0	0	0	0	
07:00	8	1	6	1	0	0	0	0	0	0	0	0	0	0	
08:00	11	0	6	5	0	0	0	0	0	0	0	0	0	0	
09:00	11	0	9	2	0	0	0	0	0	0	0	0	0	0	
10:00	9	3	4	2	0	0	0	0	0	0	0	0	0	0	
11:00	10	0	8	2	0	0	0	0	0	0	0	0	0	0	
12:00	11	1	8	2	0	0	0	0	0	0	0	0	0	0	
13:00	13	0	7	4	1	0	1	0	0	0	0	0	0	0	
14:00	18	0	11	4	0	0	0	0	1	2	0	0	0	0	
15:00	13	1	9	3	0	0	0	0	0	0	0	0	0	0	
16:00	12	0	8	1	0	0	0	0	2	1	0	0	0	0	
17:00	10	1	6	1	0	0	0	0	2	0	0	0	0	0	
18:00	13	0	7	5	0	0	0	0	1	0	0	0	0	0	
19:00	15	2	9	2	0	0	1	0	0	1	0	0	0	0	
20:00	1	0	1	0	0	0	0	0	0	0	0	0	0	0	

10007 ALVECHURCH Site No: 10036001 Location Cornells Lane, Widdington - att to 30mph sign
 JUNE 2020 Channel: Westbound

TIME PERIOD	TOTAL VEHICLES	MOTOR-CYCLES	CARS OR CAR-BASED LGV	LIGHT GOODS VEHICLES	BUSES	TWO AXLE, SIX TYRE, RIGID/BUSES	THREE AXLE RIGID	FOUR OR MORE AXLE RIGID	FOUR OR LESS AXLE ARTIC	FIVE AXLE ARTIC	SIX OR MORE AXLE ARTIC	FIVE OR LESS AXLE MULTI-TRAILER ARTIC	SIX AXLE MULTI-TRAILER ARTIC	SEVEN OR MORE AXLE ARTIC
21:00	4	0	3	1	0	0	0	0	0	0	0	0	0	0
22:00	1	0	1	0	0	0	0	0	0	0	0	0	0	0
23:00	1	0	0	1	0	0	0	0	0	0	0	0	0	0
12H,7-19	139	7	89	32	1	0	1	0	6	3	0	0	0	0
16H,6-22	163	9	106	35	1	0	2	0	6	4	0	0	0	0
18H,6-24	165	9	107	36	1	0	2	0	6	4	0	0	0	0
24H,0-24	167	9	108	37	1	0	2	0	6	4	0	0	0	0
Daily Totals														
Fri 31-Jul-20	144	7	107	29	0	1	0	0	0	0	0	0	0	0
Sat 01-Aug-20	94	5	71	17	0	0	0	0	1	0	0	0	0	0
Sun 02-Aug-20	92	12	71	7	0	0	0	0	2	0	0	0	0	0
Mon 03-Aug-20	148	9	106	30	1	1	0	0	1	0	0	0	0	0
Tue 04-Aug-20	171	5	120	42	0	0	0	2	2	0	0	0	0	0
Wed 05-Aug-20	162	6	105	46	1	1	2	0	0	1	0	0	0	0
Thu 06-Aug-20	167	9	108	37	1	0	2	0	6	4	0	0	0	0
Total Vehicles														
[--]	978	53	688	208	3	3	4	2	12	5	0	0	0	0





10007 ALVECHURCH Site No: 10036001 Location: Cornells Lane, Widdington - att to 30mph sign											
JUNE 2020 Channel: Westbound											
TIME PERIOD	TOTAL VEHICLES	MOTOR-CYCLES	MOTOR-CYCLES%	CARS	CARS %	LGV	LGV %	HGV	HGV %	BUS	BUS %
Fri 31-Jul-20											
00:00	0	0	-	0	-	0	-	0	-	0	-
01:00	0	0	-	0	-	0	-	0	-	0	-
02:00	0	0	-	0	-	0	-	0	-	0	-
03:00	1	0	0.0	1	100.0	0	0.0	0	0.0	0	0.0
04:00	0	0	-	0	-	0	-	0	-	0	-
05:00	0	0	-	0	-	0	-	0	-	0	-
06:00	2	0	0.0	2	100.0	0	0.0	0	0.0	0	0.0
07:00	5	0	0.0	4	80.0	1	20.0	0	0.0	0	0.0
08:00	6	0	0.0	3	50.0	2	33.3	1	16.7	0	0.0
09:00	14	0	0.0	10	71.4	4	28.6	0	0.0	0	0.0
10:00	12	0	0.0	10	83.3	2	16.7	0	0.0	0	0.0
11:00	9	1	11.1	6	66.7	2	22.2	0	0.0	0	0.0
12:00	10	2	20.0	8	80.0	0	0.0	0	0.0	0	0.0
13:00	10	0	0.0	8	80.0	2	20.0	0	0.0	0	0.0
14:00	18	2	11.1	11	61.1	5	27.8	0	0.0	0	0.0
15:00	14	0	0.0	9	64.3	5	35.7	0	0.0	0	0.0
16:00	12	1	8.3	10	83.3	1	8.3	0	0.0	0	0.0
17:00	10	0	0.0	8	80.0	2	20.0	0	0.0	0	0.0
18:00	8	1	12.5	6	75.0	1	12.5	0	0.0	0	0.0
19:00	9	0	0.0	7	77.8	2	22.2	0	0.0	0	0.0
20:00	2	0	0.0	2	100.0	0	0.0	0	0.0	0	0.0
21:00	1	0	0.0	1	100.0	0	0.0	0	0.0	0	0.0
22:00	1	0	0.0	1	100.0	0	0.0	0	0.0	0	0.0
23:00	0	0	-	0	-	0	-	0	-	0	-
12H,7-19	128	7	5.5	93	72.7	27	21.1	1	0.8	0	0.0
16H,6-22	142	7	4.9	105	73.9	29	20.4	1	0.7	0	0.0
18H,6-24	143	7	4.9	106	74.1	29	20.3	1	0.7	0	0.0

10007 ALVECHURCH Site No: 10036001 Location Cornells Lane, Widdington - att to 30mph sign											
JUNE 2020 Channel: Westbound											
TIME PERIOD	TOTAL VEHICLES	MOTOR-CYCLES	MOTOR-CYCLES%	CARS	CARS %	LGV	LGV %	HGV	HGV %	BUS	BUS %
24H,0-24	144	7	4.9	107	74.3	29	20.1	1	0.7	0	0.0
Sat 01-Aug-20											
00:00	2	0	0.0	2	100.0	0	0.0	0	0.0	0	0.0
01:00	0	0	-	0	-	0	-	0	-	0	-
02:00	1	0	0.0	0	0.0	1	100.0	0	0.0	0	0.0
03:00	1	0	0.0	1	100.0	0	0.0	0	0.0	0	0.0
04:00	0	0	-	0	-	0	-	0	-	0	-
05:00	0	0	-	0	-	0	-	0	-	0	-
06:00	2	0	0.0	2	100.0	0	0.0	0	0.0	0	0.0
07:00	3	0	0.0	2	66.7	1	33.3	0	0.0	0	0.0
08:00	5	3	60.0	2	40.0	0	0.0	0	0.0	0	0.0
09:00	8	0	0.0	7	87.5	1	12.5	0	0.0	0	0.0
10:00	8	1	12.5	5	62.5	2	25.0	0	0.0	0	0.0
11:00	11	1	9.1	8	72.7	2	18.2	0	0.0	0	0.0
12:00	10	0	0.0	6	60.0	4	40.0	0	0.0	0	0.0
13:00	4	0	0.0	4	100.0	0	0.0	0	0.0	0	0.0
14:00	3	0	0.0	3	100.0	0	0.0	0	0.0	0	0.0
15:00	12	0	0.0	10	83.3	1	8.3	1	8.3	0	0.0
16:00	6	0	0.0	5	83.3	1	16.7	0	0.0	0	0.0
17:00	5	0	0.0	4	80.0	1	20.0	0	0.0	0	0.0
18:00	5	0	0.0	3	60.0	2	40.0	0	0.0	0	0.0
19:00	3	0	0.0	3	100.0	0	0.0	0	0.0	0	0.0
20:00	2	0	0.0	2	100.0	0	0.0	0	0.0	0	0.0
21:00	3	0	0.0	2	66.7	1	33.3	0	0.0	0	0.0
22:00	0	0	-	0	-	0	-	0	-	0	-
23:00	0	0	-	0	-	0	-	0	-	0	-
12H,7-19	80	5	6.3	59	73.8	15	18.8	1	1.3	0	0.0
16H,6-22	90	5	5.6	68	75.6	16	17.8	1	1.1	0	0.0

10007 ALVECHURCH Site No: 10036001 Location: Cornells Lane, Widdington - att to 30mph sign											
JUNE 2020 Channel: Westbound											
TIME PERIOD	TOTAL VEHICLES	MOTOR-CYCLES	MOTOR-CYCLES%	CARS	CARS %	LGV	LGV %	HGV	HGV %	BUS	BUS %
18H,6-24	90	5	5.6	68	75.6	16	17.8	1	1.1	0	0.0
24H,0-24	94	5	5.3	71	75.5	17	18.1	1	1.1	0	0.0
Sun 02-Aug-20											
00:00	0	0	-	0	-	0	-	0	-	0	-
01:00	1	0	0.0	1	100.0	0	0.0	0	0.0	0	0.0
02:00	0	0	-	0	-	0	-	0	-	0	-
03:00	0	0	-	0	-	0	-	0	-	0	-
04:00	0	0	-	0	-	0	-	0	-	0	-
05:00	0	0	-	0	-	0	-	0	-	0	-
06:00	0	0	-	0	-	0	-	0	-	0	-
07:00	2	1	50.0	1	50.0	0	0.0	0	0.0	0	0.0
08:00	3	0	0.0	2	66.7	0	0.0	1	33.3	0	0.0
09:00	4	0	0.0	3	75.0	1	25.0	0	0.0	0	0.0
10:00	14	0	0.0	12	85.7	2	14.3	0	0.0	0	0.0
11:00	13	2	15.4	9	69.2	1	7.7	1	7.7	0	0.0
12:00	8	3	37.5	5	62.5	0	0.0	0	0.0	0	0.0
13:00	4	0	0.0	3	75.0	1	25.0	0	0.0	0	0.0
14:00	5	0	0.0	5	100.0	0	0.0	0	0.0	0	0.0
15:00	6	1	16.7	5	83.3	0	0.0	0	0.0	0	0.0
16:00	5	1	20.0	4	80.0	0	0.0	0	0.0	0	0.0
17:00	10	1	10.0	8	80.0	1	10.0	0	0.0	0	0.0
18:00	8	2	25.0	6	75.0	0	0.0	0	0.0	0	0.0
19:00	4	1	25.0	3	75.0	0	0.0	0	0.0	0	0.0
20:00	4	0	0.0	3	75.0	1	25.0	0	0.0	0	0.0
21:00	0	0	-	0	-	0	-	0	-	0	-
22:00	1	0	0.0	1	100.0	0	0.0	0	0.0	0	0.0
23:00	0	0	-	0	-	0	-	0	-	0	-
12H,7-19	82	11	13.4	63	76.8	6	7.3	2	2.4	0	0.0

10007 ALVECHURCH Site No: 10036001 Location Cornells Lane, Widdington - att to 30mph sign
 JUNE 2020 Channel: Westbound

TIME PERIOD	TOTAL VEHICLES	MOTOR-CYCLES	MOTOR-CYCLES%	CARS	CARS %	LGV	LGV %	HGV	HGV %	BUS	BUS %
16H,6-22	90	12	13.3	69	76.7	7	7.8	2	2.2	0	0.0
18H,6-24	91	12	13.2	70	76.9	7	7.7	2	2.2	0	0.0
24H,0-24	92	12	13.0	71	77.2	7	7.6	2	2.2	0	0.0
Mon 03-Aug-20											
00:00	1	0	0.0	1	100.0	0	0.0	0	0.0	0	0.0
01:00	0	0	-	0	-	0	-	0	-	0	-
02:00	0	0	-	0	-	0	-	0	-	0	-
03:00	0	0	-	0	-	0	-	0	-	0	-
04:00	0	0	-	0	-	0	-	0	-	0	-
05:00	0	0	-	0	-	0	-	0	-	0	-
06:00	0	0	-	0	-	0	-	0	-	0	-
07:00	9	0	0.0	6	66.7	3	33.3	0	0.0	0	0.0
08:00	7	2	28.6	1	14.3	3	42.9	1	14.3	0	0.0
09:00	10	0	0.0	7	70.0	3	30.0	0	0.0	0	0.0
10:00	7	0	0.0	7	100.0	0	0.0	0	0.0	0	0.0
11:00	6	0	0.0	4	66.7	2	33.3	0	0.0	0	0.0
12:00	6	1	16.7	3	50.0	2	33.3	0	0.0	0	0.0
13:00	10	1	10.0	7	70.0	1	10.0	0	0.0	1	10.0
14:00	18	0	0.0	11	61.1	7	38.9	0	0.0	0	0.0
15:00	15	2	13.3	12	80.0	1	6.7	0	0.0	0	0.0
16:00	17	1	5.9	14	82.4	2	11.8	0	0.0	0	0.0
17:00	9	0	0.0	8	88.9	1	11.1	0	0.0	0	0.0
18:00	11	0	0.0	9	81.8	2	18.2	0	0.0	0	0.0
19:00	11	1	9.1	8	72.7	1	9.1	1	9.1	0	0.0
20:00	6	1	16.7	3	50.0	2	33.3	0	0.0	0	0.0
21:00	2	0	0.0	2	100.0	0	0.0	0	0.0	0	0.0
22:00	2	0	0.0	2	100.0	0	0.0	0	0.0	0	0.0
23:00	1	0	0.0	1	100.0	0	0.0	0	0.0	0	0.0

10007 ALVECHURCH Site No: 10036001 Location Cornells Lane, Widdington - att to 30mph sign
 JUNE 2020 Channel: Westbound

TIME PERIOD	TOTAL VEHICLES	MOTOR-CYCLES	MOTOR-CYCLES%	CARS	CARS %	LGV	LGV %	HGV	HGV %	BUS	BUS %
12H,7-19	125	7	5.6	89	71.2	27	21.6	1	0.8	1	0.8
16H,6-22	144	9	6.3	102	70.8	30	20.8	2	1.4	1	0.7
18H,6-24	147	9	6.1	105	71.4	30	20.4	2	1.4	1	0.7
24H,0-24	148	9	6.1	106	71.6	30	20.3	2	1.4	1	0.7
Tue 04-Aug-20											
00:00	0	0	-	0	-	0	-	0	-	0	-
01:00	0	0	-	0	-	0	-	0	-	0	-
02:00	2	0	0.0	1	50.0	1	50.0	0	0.0	0	0.0
03:00	1	0	0.0	1	100.0	0	0.0	0	0.0	0	0.0
04:00	0	0	-	0	-	0	-	0	-	0	-
05:00	0	0	-	0	-	0	-	0	-	0	-
06:00	3	0	0.0	3	100.0	0	0.0	0	0.0	0	0.0
07:00	5	0	0.0	4	80.0	1	20.0	0	0.0	0	0.0
08:00	13	1	7.7	8	61.5	4	30.8	0	0.0	0	0.0
09:00	8	1	12.5	5	62.5	2	25.0	0	0.0	0	0.0
10:00	13	0	0.0	6	46.2	7	53.9	0	0.0	0	0.0
11:00	11	0	0.0	10	90.9	1	9.1	0	0.0	0	0.0
12:00	15	0	0.0	14	93.3	1	6.7	0	0.0	0	0.0
13:00	11	0	0.0	9	81.8	2	18.2	0	0.0	0	0.0
14:00	11	0	0.0	6	54.6	5	45.5	0	0.0	0	0.0
15:00	18	0	0.0	12	66.7	6	33.3	0	0.0	0	0.0
16:00	15	2	13.3	10	66.7	2	13.3	1	6.7	0	0.0
17:00	9	0	0.0	8	88.9	1	11.1	0	0.0	0	0.0
18:00	9	0	0.0	7	77.8	1	11.1	1	11.1	0	0.0
19:00	8	1	12.5	7	87.5	0	0.0	0	0.0	0	0.0
20:00	8	0	0.0	6	75.0	2	25.0	0	0.0	0	0.0
21:00	4	0	0.0	0	0.0	2	50.0	2	50.0	0	0.0
22:00	2	0	0.0	2	100.0	0	0.0	0	0.0	0	0.0

10007 ALVECHURCH Site No: 10036001 Location Cornells Lane, Widdington - att to 30mph sign
 JUNE 2020 Channel: Westbound

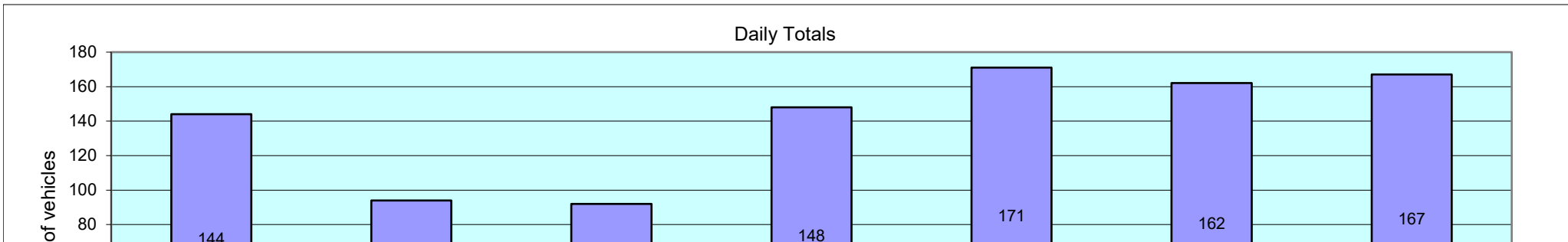
TIME PERIOD	TOTAL VEHICLES	MOTOR-CYCLES	MOTOR-CYCLES%	CARS	CARS %	LGV	LGV %	HGV	HGV %	BUS	BUS %
23:00	5	0	0.0	1	20.0	4	80.0	0	0.0	0	0.0
12H,7-19	138	4	2.9	99	71.7	33	23.9	2	1.5	0	0.0
16H,6-22	161	5	3.1	115	71.4	37	23.0	4	2.5	0	0.0
18H,6-24	168	5	3.0	118	70.2	41	24.4	4	2.4	0	0.0
24H,0-24	171	5	2.9	120	70.2	42	24.6	4	2.3	0	0.0
Wed 05-Aug-20											
00:00	1	0	0.0	1	100.0	0	0.0	0	0.0	0	0.0
01:00	0	0	-	0	-	0	-	0	-	0	-
02:00	1	0	0.0	0	0.0	1	100.0	0	0.0	0	0.0
03:00	1	0	0.0	1	100.0	0	0.0	0	0.0	0	0.0
04:00	0	0	-	0	-	0	-	0	-	0	-
05:00	1	0	0.0	1	100.0	0	0.0	0	0.0	0	0.0
06:00	2	0	0.0	2	100.0	0	0.0	0	0.0	0	0.0
07:00	6	0	0.0	5	83.3	1	16.7	0	0.0	0	0.0
08:00	9	1	11.1	4	44.4	2	22.2	2	22.2	0	0.0
09:00	11	0	0.0	10	90.9	1	9.1	0	0.0	0	0.0
10:00	7	0	0.0	5	71.4	1	14.3	1	14.3	0	0.0
11:00	19	0	0.0	12	63.2	5	26.3	1	5.3	1	5.3
12:00	12	0	0.0	3	25.0	9	75.0	0	0.0	0	0.0
13:00	13	0	0.0	8	61.5	5	38.5	0	0.0	0	0.0
14:00	17	4	23.5	7	41.2	6	35.3	0	0.0	0	0.0
15:00	7	0	0.0	5	71.4	2	28.6	0	0.0	0	0.0
16:00	17	0	0.0	12	70.6	5	29.4	0	0.0	0	0.0
17:00	15	0	0.0	13	86.7	2	13.3	0	0.0	0	0.0
18:00	9	0	0.0	7	77.8	2	22.2	0	0.0	0	0.0
19:00	5	0	0.0	3	60.0	2	40.0	0	0.0	0	0.0
20:00	3	1	33.3	2	66.7	0	0.0	0	0.0	0	0.0
21:00	2	0	0.0	2	100.0	0	0.0	0	0.0	0	0.0

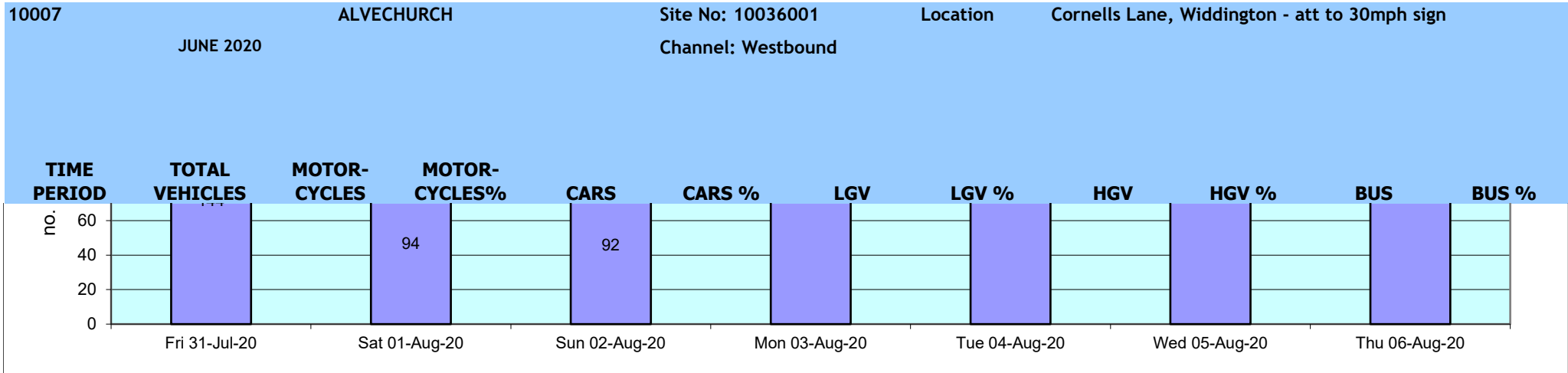
10007 ALVECHURCH Site No: 10036001 Location Cornells Lane, Widdington - att to 30mph sign
 JUNE 2020 Channel: Westbound

TIME PERIOD	TOTAL VEHICLES	MOTOR-CYCLES	MOTOR-CYCLES%	CARS	CARS %	LGV	LGV %	HGV	HGV %	BUS	BUS %
22:00	3	0	0.0	1	33.3	2	66.7	0	0.0	0	0.0
23:00	1	0	0.0	1	100.0	0	0.0	0	0.0	0	0.0
12H,7-19	142	5	3.5	91	64.1	41	28.9	4	2.8	1	0.7
16H,6-22	154	6	3.9	100	64.9	43	27.9	4	2.6	1	0.7
18H,6-24	158	6	3.8	102	64.6	45	28.5	4	2.5	1	0.6
24H,0-24	162	6	3.7	105	64.8	46	28.4	4	2.5	1	0.6
Thu 06-Aug-20											
00:00	0	0	-	0	-	0	-	0	-	0	-
01:00	0	0	-	0	-	0	-	0	-	0	-
02:00	1	0	0.0	0	0.0	1	100.0	0	0.0	0	0.0
03:00	1	0	0.0	1	100.0	0	0.0	0	0.0	0	0.0
04:00	0	0	-	0	-	0	-	0	-	0	-
05:00	0	0	-	0	-	0	-	0	-	0	-
06:00	4	0	0.0	4	100.0	0	0.0	0	0.0	0	0.0
07:00	8	1	12.5	6	75.0	1	12.5	0	0.0	0	0.0
08:00	11	0	0.0	6	54.6	5	45.5	0	0.0	0	0.0
09:00	11	0	0.0	9	81.8	2	18.2	0	0.0	0	0.0
10:00	9	3	33.3	4	44.4	2	22.2	0	0.0	0	0.0
11:00	10	0	0.0	8	80.0	2	20.0	0	0.0	0	0.0
12:00	11	1	9.1	8	72.7	2	18.2	0	0.0	0	0.0
13:00	13	0	0.0	7	53.9	4	30.8	1	7.7	1	7.7
14:00	18	0	0.0	11	61.1	4	22.2	3	16.7	0	0.0
15:00	13	1	7.7	9	69.2	3	23.1	0	0.0	0	0.0
16:00	12	0	0.0	8	66.7	1	8.3	3	25.0	0	0.0
17:00	10	1	10.0	6	60.0	1	10.0	2	20.0	0	0.0
18:00	13	0	0.0	7	53.9	5	38.5	1	7.7	0	0.0
19:00	15	2	13.3	9	60.0	2	13.3	2	13.3	0	0.0
20:00	1	0	0.0	1	100.0	0	0.0	0	0.0	0	0.0

10007 ALVECHURCH Site No: 10036001 Location Cornells Lane, Widdington - att to 30mph sign
 JUNE 2020 Channel: Westbound

TIME PERIOD	TOTAL VEHICLES	MOTOR-CYCLES	MOTOR-CYCLES%	CARS	CARS %	LGV	LGV %	HGV	HGV %	BUS	BUS %
21:00	4	0	0.0	3	75.0	1	25.0	0	0.0	0	0.0
22:00	1	0	0.0	1	100.0	0	0.0	0	0.0	0	0.0
23:00	1	0	0.0	0	0.0	1	100.0	0	0.0	0	0.0
12H,7-19	139	7	5.0	89	64.0	32	23.0	10	7.2	1	0.7
16H,6-22	163	9	5.5	106	65.0	35	21.5	12	7.4	1	0.6
18H,6-24	165	9	5.5	107	64.9	36	21.8	12	7.3	1	0.6
24H,0-24	167	9	5.4	108	64.7	37	22.2	12	7.2	1	0.6
Daily Totals											
Fri 31-Jul-20	144	7	4.9	107	74.3	29	20.1	1	0.7	0	0.0
Sat 01-Aug-20	94	5	5.3	71	75.5	17	18.1	1	1.1	0	0.0
Sun 02-Aug-20	92	12	13.0	71	77.2	7	7.6	2	2.2	0	0.0
Mon 03-Aug-20	148	9	6.1	106	71.6	30	20.3	2	1.4	1	0.7
Tue 04-Aug-20	171	5	2.9	120	70.2	42	24.6	4	2.3	0	0.0
Wed 05-Aug-20	162	6	3.7	105	64.8	46	28.4	4	2.5	1	0.6
Thu 06-Aug-20	167	9	5.4	108	64.7	37	22.2	12	7.2	1	0.6
Total Vehicles											
[--]	978	53	5.9	688	71.2	208	20.2	26	2.5	3	0.3





10007	ALVECHURCH				Site No: 10036001	Location: Cornells Lane, Widdington - att to 30mph sign										
JUNE 2020					Channel: Westbound											
Time Period	Total Vehicles	85%ile Speed	Mean Speed	Stand Dev.	<6Mph	30	11-<16	16-<21	21-<26	26-<31	31-<36	36-<41	41-<46	46-<51	51-<56	=>56

Fri 31-Jul-20																
00:00	0	-	-	-	0	0	0	0	0	0	0	0	0	0	0	0
01:00	0	-	-	-	0	0	0	0	0	0	0	0	0	0	0	0
02:00	0	-	-	-	0	0	0	0	0	0	0	0	0	0	0	0
03:00	1	-	38.5	-	0	0	0	0	0	0	0	1	0	0	0	0
04:00	0	-	-	-	0	0	0	0	0	0	0	0	0	0	0	0
05:00	0	-	-	-	0	0	0	0	0	0	0	0	0	0	0	0
06:00	2	-	23.5	7.1	0	0	0	1	0	1	0	0	0	0	0	0
07:00	5	-	30.5	3.1	0	0	0	0	0	3	2	0	0	0	0	0
08:00	6	-	26.8	4.3	0	0	0	1	0	5	0	0	0	0	0	0
09:00	14	28.3	25.3	3.5	0	0	0	0	10	3	1	0	0	0	0	0
10:00	12	30.3	26.8	4.6	0	0	0	1	4	5	2	0	0	0	0	0
11:00	9	-	26.3	6.8	0	0	1	1	1	4	2	0	0	0	0	0
12:00	10	28.5	24	5.2	0	0	0	3	4	2	1	0	0	0	0	0
13:00	10	29.8	26	4.4	0	0	0	1	4	4	1	0	0	0	0	0
14:00	18	29.8	24.6	5.7	0	0	1	5	2	9	1	0	0	0	0	0
15:00	14	30	26	5.3	0	0	1	1	3	8	1	0	0	0	0	0
16:00	12	29.7	25.2	5.5	0	0	1	1	4	5	1	0	0	0	0	0
17:00	10	31	26.5	5	0	0	0	1	4	3	2	0	0	0	0	0
18:00	8	-	21.6	4.7	0	0	1	2	4	1	0	0	0	0	0	0
19:00	9	-	24.6	4.4	0	0	0	2	3	4	0	0	0	0	0	0
20:00	2	-	26	3.5	0	0	0	0	1	1	0	0	0	0	0	0
21:00	1	-	18.5	-	0	0	0	1	0	0	0	0	0	0	0	0
22:00	1	-	28.5	-	0	0	0	0	0	1	0	0	0	0	0	0
23:00	0	-	-	-	0	0	0	0	0	0	0	0	0	0	0	0
12H,7-19	128	30.5	25.6	5.1	0	0	5	17	40	52	14	0	0	0	0	0
16H,6-22	142	30.3	25.4	5.1	0	0	5	21	44	58	14	0	0	0	0	0
18H,6-24	143	30.3	25.5	5.1	0	0	5	21	44	59	14	0	0	0	0	0
24H,0-24	144	30.4	25.5	5.2	0	0	5	21	44	59	14	1	0	0	0	0

10007	ALVECHURCH				Site No: 10036001	Location: Cornells Lane, Widdington - att to 30mph sign											
JUNE 2020					Channel: Westbound												
Time Period	Total Vehicles	85%ile Speed	Mean Speed	Stand Dev.	<6Mph	30	11-<16	16-<21	21-<26	26-<31	31-<36	36-<41	41-<46	46-<51	51-<56	=>56	

Sat 01-Aug-20																
00:00	2	-	23.5	1.8	0	0	0	0	2	0	0	0	0	0	0	0
01:00	0	-	-	-	0	0	0	0	0	0	0	0	0	0	0	0
02:00	1	-	28.5	-	0	0	0	0	0	1	0	0	0	0	0	0
03:00	1	-	33.5	-	0	0	0	0	0	0	1	0	0	0	0	0
04:00	0	-	-	-	0	0	0	0	0	0	0	0	0	0	0	0
05:00	0	-	-	-	0	0	0	0	0	0	0	0	0	0	0	0
06:00	2	-	28.5	7.1	0	0	0	0	1	0	1	0	0	0	0	0
07:00	3	-	30.2	5.9	0	0	0	0	1	0	2	0	0	0	0	0
08:00	5	-	19.5	6.6	0	0	2	1	1	1	0	0	0	0	0	0
09:00	8	-	23.5	4.8	0	0	0	3	2	3	0	0	0	0	0	0
10:00	8	-	24.1	4.4	0	0	0	2	3	3	0	0	0	0	0	0
11:00	11	28.3	24.9	3.5	0	0	0	1	6	4	0	0	0	0	0	0
12:00	10	29.6	27	2.8	0	0	0	0	3	7	0	0	0	0	0	0
13:00	4	-	28.5	4.2	0	0	0	0	1	2	1	0	0	0	0	0
14:00	3	-	26.8	14.5	0	0	0	2	0	0	0	0	1	0	0	0
15:00	12	29.7	25.6	4.7	0	0	0	2	4	5	1	0	0	0	0	0
16:00	6	-	21.8	8.8	0	1	0	2	1	1	1	0	0	0	0	0
17:00	5	-	25.5	3.1	0	0	0	0	3	2	0	0	0	0	0	0
18:00	5	-	23.5	3.7	0	0	0	1	3	1	0	0	0	0	0	0
19:00	3	-	28.5	1.7	0	0	0	0	0	3	0	0	0	0	0	0
20:00	2	-	26	3.5	0	0	0	0	1	1	0	0	0	0	0	0
21:00	3	-	23.5	5	0	0	0	1	1	1	0	0	0	0	0	0
22:00	0	-	-	-	0	0	0	0	0	0	0	0	0	0	0	0
23:00	0	-	-	-	0	0	0	0	0	0	0	0	0	0	0	0
12H,7-19	80	29.9	24.9	5.5	0	1	2	14	28	29	5	0	1	0	0	0
16H,6-22	90	30	25.1	5.4	0	1	2	15	31	34	6	0	1	0	0	0
18H,6-24	90	30	25.1	5.4	0	1	2	15	31	34	6	0	1	0	0	0
24H,0-24	94	30.1	25.1	5.4	0	1	2	15	33	35	7	0	1	0	0	0

10007	ALVECHURCH				Site No: 10036001	Location: Cornells Lane, Widdington - att to 30mph sign											
JUNE 2020					Channel: Westbound												
Time Period	Total Vehicles	85%ile Speed	Mean Speed	Stand Dev.	<6Mph	30	11-<16	16-<21	21-<26	26-<31	31-<36	36-<41	41-<46	46-<51	51-<56	=>56	

Sun 02-Aug-20																
00:00	0	-	-	-	0	0	0	0	0	0	0	0	0	0	0	0
01:00	1	-	33.5	-	0	0	0	0	0	0	1	0	0	0	0	0
02:00	0	-	-	-	0	0	0	0	0	0	0	0	0	0	0	0
03:00	0	-	-	-	0	0	0	0	0	0	0	0	0	0	0	0
04:00	0	-	-	-	0	0	0	0	0	0	0	0	0	0	0	0
05:00	0	-	-	-	0	0	0	0	0	0	0	0	0	0	0	0
06:00	0	-	-	-	0	0	0	0	0	0	0	0	0	0	0	0
07:00	2	-	23.5	14.1	0	0	1	0	0	0	1	0	0	0	0	0
08:00	3	-	23.5	5	0	0	0	1	1	1	0	0	0	0	0	0
09:00	4	-	26	3.2	0	0	0	0	2	2	0	0	0	0	0	0
10:00	14	31.7	26.4	6.3	0	0	1	2	2	6	3	0	0	0	0	0
11:00	13	27.9	18.9	8.4	0	3	3	1	2	4	0	0	0	0	0	0
12:00	8	-	20.4	6.6	0	1	1	1	4	1	0	0	0	0	0	0
13:00	4	-	24.8	2.8	0	0	0	0	3	1	0	0	0	0	0	0
14:00	5	-	23.5	7.2	0	0	1	1	0	3	0	0	0	0	0	0
15:00	6	-	26.8	6.2	0	0	0	1	2	1	2	0	0	0	0	0
16:00	5	-	21.5	3.1	0	0	0	2	3	0	0	0	0	0	0	0
17:00	10	24.8	20.5	6.9	0	1	1	3	4	0	1	0	0	0	0	0
18:00	8	-	19.1	7.9	0	2	1	0	4	1	0	0	0	0	0	0
19:00	4	-	18.5	7.1	0	1	0	1	2	0	0	0	0	0	0	0
20:00	4	-	23.5	4.2	0	0	0	1	2	1	0	0	0	0	0	0
21:00	0	-	-	-	0	0	0	0	0	0	0	0	0	0	0	0
22:00	1	-	28.5	-	0	0	0	0	0	1	0	0	0	0	0	0
23:00	0	-	-	-	0	0	0	0	0	0	0	0	0	0	0	0
12H,7-19	82	29.6	22.5	7.1	0	7	9	12	27	20	7	0	0	0	0	0
16H,6-22	90	29.3	22.3	7	0	8	9	14	31	21	7	0	0	0	0	0
18H,6-24	91	29.4	22.4	7	0	8	9	14	31	22	7	0	0	0	0	0
24H,0-24	92	29.6	22.5	7	0	8	9	14	31	22	8	0	0	0	0	0

10007	ALVECHURCH				Site No: 10036001	Location: Cornells Lane, Widdington - att to 30mph sign											
JUNE 2020					Channel: Westbound												
Time Period	Total Vehicles	85%ile Speed	Mean Speed	Stand Dev.	<6Mph	30	11-<16	16-<21	21-<26	26-<31	31-<36	36-<41	41-<46	46-<51	51-<56	=>56	

Mon 03-Aug-20																
00:00	1	-	28.5	-	0	0	0	0	0	1	0	0	0	0	0	0
01:00	0	-	-	-	0	0	0	0	0	0	0	0	0	0	0	0
02:00	0	-	-	-	0	0	0	0	0	0	0	0	0	0	0	0
03:00	0	-	-	-	0	0	0	0	0	0	0	0	0	0	0	0
04:00	0	-	-	-	0	0	0	0	0	0	0	0	0	0	0	0
05:00	0	-	-	-	0	0	0	0	0	0	0	0	0	0	0	0
06:00	0	-	-	-	0	0	0	0	0	0	0	0	0	0	0	0
07:00	9	-	22.4	5	0	0	1	2	4	2	0	0	0	0	0	0
08:00	7	-	19.2	6.2	0	1	1	1	4	0	0	0	0	0	0	0
09:00	10	29	24.5	5.3	0	0	1	1	3	5	0	0	0	0	0	0
10:00	7	-	23.5	8.7	0	1	0	2	0	3	1	0	0	0	0	0
11:00	6	-	24.3	4	0	0	0	1	3	2	0	0	0	0	0	0
12:00	6	-	24.3	7.4	0	0	1	1	1	2	1	0	0	0	0	0
13:00	10	32.7	26.5	7.6	0	1	0	0	3	3	3	0	0	0	0	0
14:00	18	30	25.7	4.5	0	0	0	2	8	6	2	0	0	0	0	0
15:00	15	29	23.8	5.7	0	0	2	2	4	7	0	0	0	0	0	0
16:00	17	27.2	21.4	6	0	1	2	4	6	4	0	0	0	0	0	0
17:00	9	-	26.8	3.8	0	0	0	0	4	4	1	0	0	0	0	0
18:00	11	29.6	24.9	6.5	0	1	0	0	5	4	1	0	0	0	0	0
19:00	11	27.4	21.2	6.2	0	0	3	2	3	3	0	0	0	0	0	0
20:00	6	-	23.5	5.6	0	0	1	0	3	2	0	0	0	0	0	0
21:00	2	-	18.5	7.1	0	0	1	0	1	0	0	0	0	0	0	0
22:00	2	-	21	3.5	0	0	0	1	1	0	0	0	0	0	0	0
23:00	1	-	23.5	-	0	0	0	0	1	0	0	0	0	0	0	0
12H,7-19	125	29.8	24	6	0	5	8	16	45	42	9	0	0	0	0	0
16H,6-22	144	29.6	23.7	6.1	0	5	13	18	52	47	9	0	0	0	0	0
18H,6-24	147	29.6	23.7	6	0	5	13	19	54	47	9	0	0	0	0	0
24H,0-24	148	29.6	23.7	6	0	5	13	19	54	48	9	0	0	0	0	0

10007	ALVECHURCH				Site No: 10036001	Location: Cornells Lane, Widdington - att to 30mph sign										
JUNE 2020					Channel: Westbound											
Time Period	Total Vehicles	85%ile Speed	Mean Speed	Stand Dev.	<6Mph	30	11-<16	16-<21	21-<26	26-<31	31-<36	36-<41	41-<46	46-<51	51-<56	=>56

Tue 04-Aug-20																
00:00	0	-	-	-	0	0	0	0	0	0	0	0	0	0	0	0
01:00	0	-	-	-	0	0	0	0	0	0	0	0	0	0	0	0
02:00	2	-	26	3.5	0	0	0	0	1	1	0	0	0	0	0	0
03:00	1	-	28.5	-	0	0	0	0	0	1	0	0	0	0	0	0
04:00	0	-	-	-	0	0	0	0	0	0	0	0	0	0	0	0
05:00	0	-	-	-	0	0	0	0	0	0	0	0	0	0	0	0
06:00	3	-	30.2	3.1	0	0	0	0	0	2	1	0	0	0	0	0
07:00	5	-	24.5	2.6	0	0	0	0	4	1	0	0	0	0	0	0
08:00	13	25.1	21.2	5.4	0	1	1	2	8	1	0	0	0	0	0	0
09:00	8	-	27.3	2.7	0	0	0	0	2	6	0	0	0	0	0	0
10:00	13	24.9	22	5.3	0	1	0	3	7	2	0	0	0	0	0	0
11:00	11	27.4	23	4.4	0	0	0	4	4	3	0	0	0	0	0	0
12:00	15	29.8	26.2	4	0	0	0	1	6	7	1	0	0	0	0	0
13:00	11	30.3	28	5.4	0	0	0	1	2	6	1	1	0	0	0	0
14:00	11	25.6	23	4.4	0	0	1	1	7	2	0	0	0	0	0	0
15:00	18	30.1	24.9	6.1	0	0	2	2	5	7	2	0	0	0	0	0
16:00	15	29.3	23.8	5.7	0	0	1	4	4	5	1	0	0	0	0	0
17:00	9	-	22.9	6.5	0	0	2	1	2	4	0	0	0	0	0	0
18:00	9	-	25.2	3.8	0	0	0	1	4	4	0	0	0	0	0	0
19:00	8	-	21	6.1	0	1	0	2	4	1	0	0	0	0	0	0
20:00	8	-	24.1	3.5	0	0	0	1	5	2	0	0	0	0	0	0
21:00	4	-	19.8	6.4	0	0	1	2	0	1	0	0	0	0	0	0
22:00	2	-	21	10.6	0	0	1	0	0	1	0	0	0	0	0	0
23:00	5	-	27.5	2.6	0	0	0	0	1	4	0	0	0	0	0	0
12H,7-19	138	29.4	24.3	5.3	0	2	7	20	55	48	5	1	0	0	0	0
16H,6-22	161	29.4	24.1	5.3	0	3	8	25	64	54	6	1	0	0	0	0
18H,6-24	168	29.4	24.2	5.3	0	3	9	25	65	59	6	1	0	0	0	0
24H,0-24	171	29.4	24.2	5.3	0	3	9	25	66	61	6	1	0	0	0	0

10007	ALVECHURCH				Site No: 10036001	Location: Cornells Lane, Widdington - att to 30mph sign											
JUNE 2020					Channel: Westbound												
Time Period	Total Vehicles	85%ile Speed	Mean Speed	Stand Dev.	<6Mph	30	11-<16	16-<21	21-<26	26-<31	31-<36	36-<41	41-<46	46-<51	51-<56	=>56	

Wed 05-Aug-20																
00:00	1	-	28.5	-	0	0	0	0	0	1	0	0	0	0	0	0
01:00	0	-	-	-	0	0	0	0	0	0	0	0	0	0	0	0
02:00	1	-	33.5	-	0	0	0	0	0	0	1	0	0	0	0	0
03:00	1	-	33.5	-	0	0	0	0	0	0	1	0	0	0	0	0
04:00	0	-	-	-	0	0	0	0	0	0	0	0	0	0	0	0
05:00	1	-	23.5	-	0	0	0	0	1	0	0	0	0	0	0	0
06:00	2	-	28.5	1.8	0	0	0	0	0	2	0	0	0	0	0	0
07:00	6	-	28.5	3.4	0	0	0	0	1	4	1	0	0	0	0	0
08:00	9	-	22.4	6.2	0	0	2	1	3	3	0	0	0	0	0	0
09:00	11	27.4	24.9	2.8	0	0	0	0	8	3	0	0	0	0	0	0
10:00	7	-	24.9	4	0	0	0	1	3	3	0	0	0	0	0	0
11:00	19	30.4	24	5.4	0	0	0	6	8	2	3	0	0	0	0	0
12:00	12	29.4	23.5	6.2	0	0	1	4	2	4	1	0	0	0	0	0
13:00	13	32.9	28.1	5	0	0	0	1	3	5	4	0	0	0	0	0
14:00	17	29.3	23.2	6.6	0	1	1	3	7	3	2	0	0	0	0	0
15:00	7	-	28.5	5.9	0	0	0	0	3	2	1	1	0	0	0	0
16:00	17	30	26.1	3.9	0	0	0	0	10	5	2	0	0	0	0	0
17:00	15	30.3	25.2	5.4	0	0	0	4	4	5	2	0	0	0	0	0
18:00	9	-	22.9	4.1	0	0	1	0	7	1	0	0	0	0	0	0
19:00	5	-	25.5	7.6	0	0	1	0	1	2	1	0	0	0	0	0
20:00	3	-	25.2	3.1	0	0	0	0	2	1	0	0	0	0	0	0
21:00	2	-	28.5	1.8	0	0	0	0	0	2	0	0	0	0	0	0
22:00	3	-	31.8	3.1	0	0	0	0	0	1	2	0	0	0	0	0
23:00	1	-	23.5	-	0	0	0	0	1	0	0	0	0	0	0	0
12H,7-19	142	30.4	25	5.3	0	1	5	20	59	40	16	1	0	0	0	0
16H,6-22	154	30.4	25.1	5.3	0	1	6	20	62	47	17	1	0	0	0	0
18H,6-24	158	30.6	25.2	5.4	0	1	6	20	63	48	19	1	0	0	0	0
24H,0-24	162	30.7	25.3	5.4	0	1	6	20	64	49	21	1	0	0	0	0

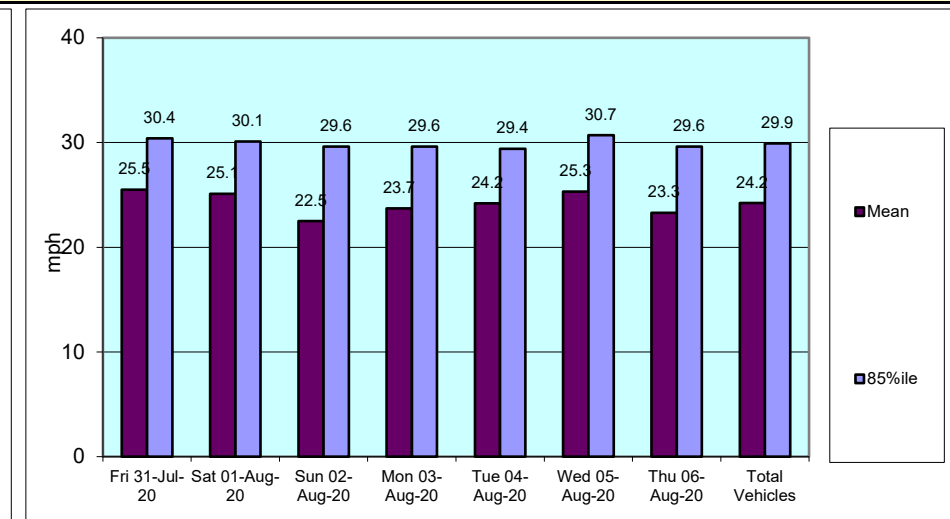
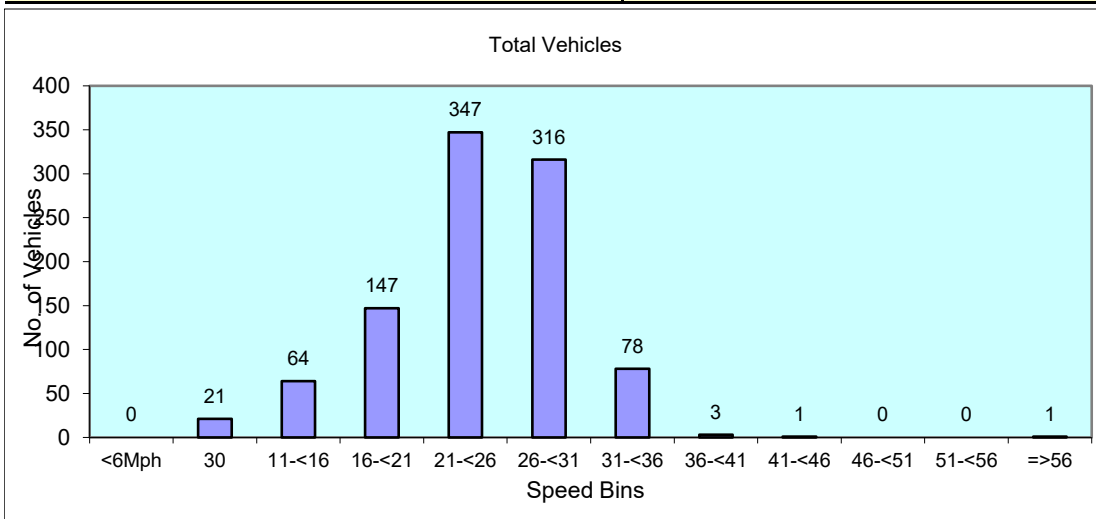
10007	ALVECHURCH				Site No: 10036001	Location: Cornells Lane, Widdington - att to 30mph sign											
JUNE 2020					Channel: Westbound												
Time Period	Total Vehicles	85%ile Speed	Mean Speed	Stand Dev.	<6Mph	30	11-<16	16-<21	21-<26	26-<31	31-<36	36-<41	41-<46	46-<51	51-<56	=>56	

Thu 06-Aug-20																
00:00	0	-	-	-	0	0	0	0	0	0	0	0	0	0	0	0
01:00	0	-	-	-	0	0	0	0	0	0	0	0	0	0	0	0
02:00	1	-	23.5	-	0	0	0	0	1	0	0	0	0	0	0	0
03:00	1	-	33.5	-	0	0	0	0	0	0	1	0	0	0	0	0
04:00	0	-	-	-	0	0	0	0	0	0	0	0	0	0	0	0
05:00	0	-	-	-	0	0	0	0	0	0	0	0	0	0	0	0
06:00	4	-	27.3	4.9	0	0	0	0	2	1	1	0	0	0	0	0
07:00	8	-	27.9	6.9	0	0	1	0	1	3	3	0	0	0	0	0
08:00	11	28.3	24.9	3.5	0	0	0	1	6	4	0	0	0	0	0	0
09:00	11	30.6	24	6.3	0	0	0	5	2	2	2	0	0	0	0	0
10:00	9	-	20.2	4.5	0	0	1	5	2	1	0	0	0	0	0	0
11:00	10	30	26	5	0	0	0	2	2	5	1	0	0	0	0	0
12:00	11	30.6	22.6	7.8	0	1	1	2	4	1	2	0	0	0	0	0
13:00	13	27.4	20.4	13.2	0	2	4	3	1	2	0	0	0	0	0	1
14:00	18	27.3	21	6.4	0	0	5	4	5	3	1	0	0	0	0	0
15:00	13	29.9	24.7	5.6	0	0	1	1	7	2	2	0	0	0	0	0
16:00	12	27.2	21.8	5.9	0	0	3	1	5	3	0	0	0	0	0	0
17:00	10	29.3	25.5	4.5	0	0	0	2	2	6	0	0	0	0	0	0
18:00	13	24.9	22.3	4.8	0	0	2	1	8	2	0	0	0	0	0	0
19:00	15	24.5	20.5	4.4	0	0	2	6	6	1	0	0	0	0	0	0
20:00	1	-	28.5	-	0	0	0	0	0	1	0	0	0	0	0	0
21:00	4	-	27.3	2.8	0	0	0	0	1	3	0	0	0	0	0	0
22:00	1	-	28.5	-	0	0	0	0	0	1	0	0	0	0	0	0
23:00	1	-	28.5	-	0	0	0	0	0	1	0	0	0	0	0	0
12H,7-19	139	29.6	23.2	6.9	0	3	18	27	45	34	11	0	0	0	0	1
16H,6-22	163	29.5	23.2	6.7	0	3	20	33	54	40	12	0	0	0	0	1
18H,6-24	165	29.5	23.2	6.7	0	3	20	33	54	42	12	0	0	0	0	1
24H,0-24	167	29.6	23.3	6.7	0	3	20	33	55	42	13	0	0	0	0	1

Time Period	Total Vehicles	85%ile Speed	Mean Speed	Stand Dev.	<6Mph	30	11-<16	16-<21	21-<26	26-<31	31-<36	36-<41	41-<46	46-<51	51-<56	=>56
-------------	----------------	--------------	------------	------------	-------	----	--------	--------	--------	--------	--------	--------	--------	--------	--------	------

Daily Totals																
Fri 31-Jul-20	144	30.4	25.5	5.2	0	0	5	21	44	59	14	1	0	0	0	0
Sat 01-Aug-20	94	30.1	25.1	5.4	0	1	2	15	33	35	7	0	1	0	0	0
Sun 02-Aug-20	92	29.6	22.5	7	0	8	9	14	31	22	8	0	0	0	0	0
Mon 03-Aug-20	148	29.6	23.7	6	0	5	13	19	54	48	9	0	0	0	0	0
Tue 04-Aug-20	171	29.4	24.2	5.3	0	3	9	25	66	61	6	1	0	0	0	0
Wed 05-Aug-20	162	30.7	25.3	5.4	0	1	6	20	64	49	21	1	0	0	0	0
Thu 06-Aug-20	167	29.6	23.3	6.7	0	3	20	33	55	42	13	0	0	0	0	1

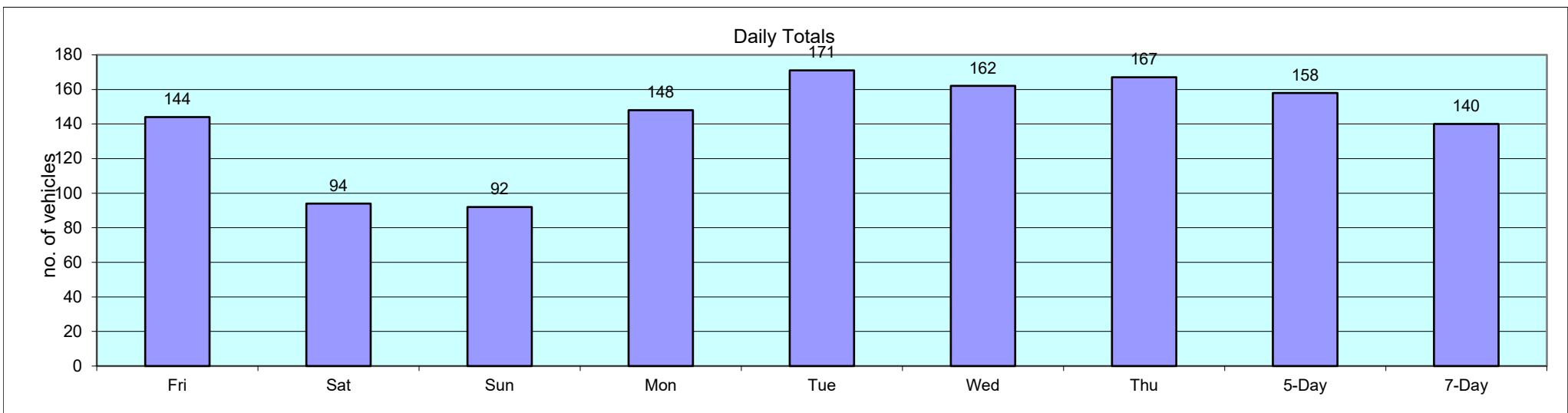
Total Vehicles																
[--]	978	29.9	24.2	5.9	0	21	64	147	347	316	78	3	1	0	0	1



10007	ALVECHURCH		Site No: 10036001		Location		Cornells Lane, Widdington - att to 30mph sign		
	JUNE 2020		Channel: Westbound						
TIME PERIOD	Fri 31/07/20	Sat 01/08/20	Sun 02/08/20	Mon 03/08/20	Tue 04/08/20	Wed 30/01/00	Thu 06/08/20	5-Day Av	7-Day Av
Week Begin: 31-Jul-20									
00:00	0	2	0	1	0	1	0	0	1
01:00	0	0	1	0	0	0	0	0	0
02:00	0	1	0	0	2	1	1	1	1
03:00	1	1	0	0	1	1	1	1	1
04:00	0	0	0	0	0	0	0	0	0
05:00	0	0	0	0	0	1	0	0	0
06:00	2	2	0	0	3	2	4	2	2
07:00	5	3	2	9	5	6	8	7	5
08:00	6	5	3	7	13	9	11	9	8
09:00	14	8	4	10	8	11	11	11	9
10:00	12	8	14	7	13	7	9	10	10
11:00	9	11	13	6	11	19	10	11	11
12:00	10	10	8	6	15	12	11	11	10
13:00	10	4	4	10	11	13	13	11	9
14:00	18	3	5	18	11	17	18	16	13
15:00	14	12	6	15	18	7	13	13	12
16:00	12	6	5	17	15	17	12	15	12
17:00	10	5	10	9	9	15	10	11	10
18:00	8	5	8	11	9	9	13	10	9
19:00	9	3	4	11	8	5	15	10	8
20:00	2	2	4	6	8	3	1	4	4
21:00	1	3	0	2	4	2	4	3	2
22:00	1	0	1	2	2	3	1	2	1
23:00	0	0	0	1	5	1	1	2	1
12H,7-19	128	80	82	125	138	142	139	134	119
16H,6-22	142	90	90	144	161	154	163	153	135
18H,6-24	143	90	91	147	168	158	165	156	137
24H,0-24	144	94	92	148	171	162	167	158	140
Am	09:00	11:00	10:00	09:00	10:00	11:00	09:00		

10007 ALVECHURCH Site No: 10036001 Location Cornells Lane, Widdington - att to 30mph sign
 JUNE 2020 Channel: Westbound

TIME PERIOD	Fri 31/07/20	Sat 01/08/20	Sun 02/08/20	Mon 03/08/20	Tue 04/08/20	Wed 30/01/00	Thu 06/08/20	5-Day Av	7-Day Av
Peak	14	11	14	10	13	19	11		
Pm	14:00	15:00	17:00	14:00	15:00	16:00	14:00		
Peak	18	12	10	18	18	17	18		



Classification Schemes

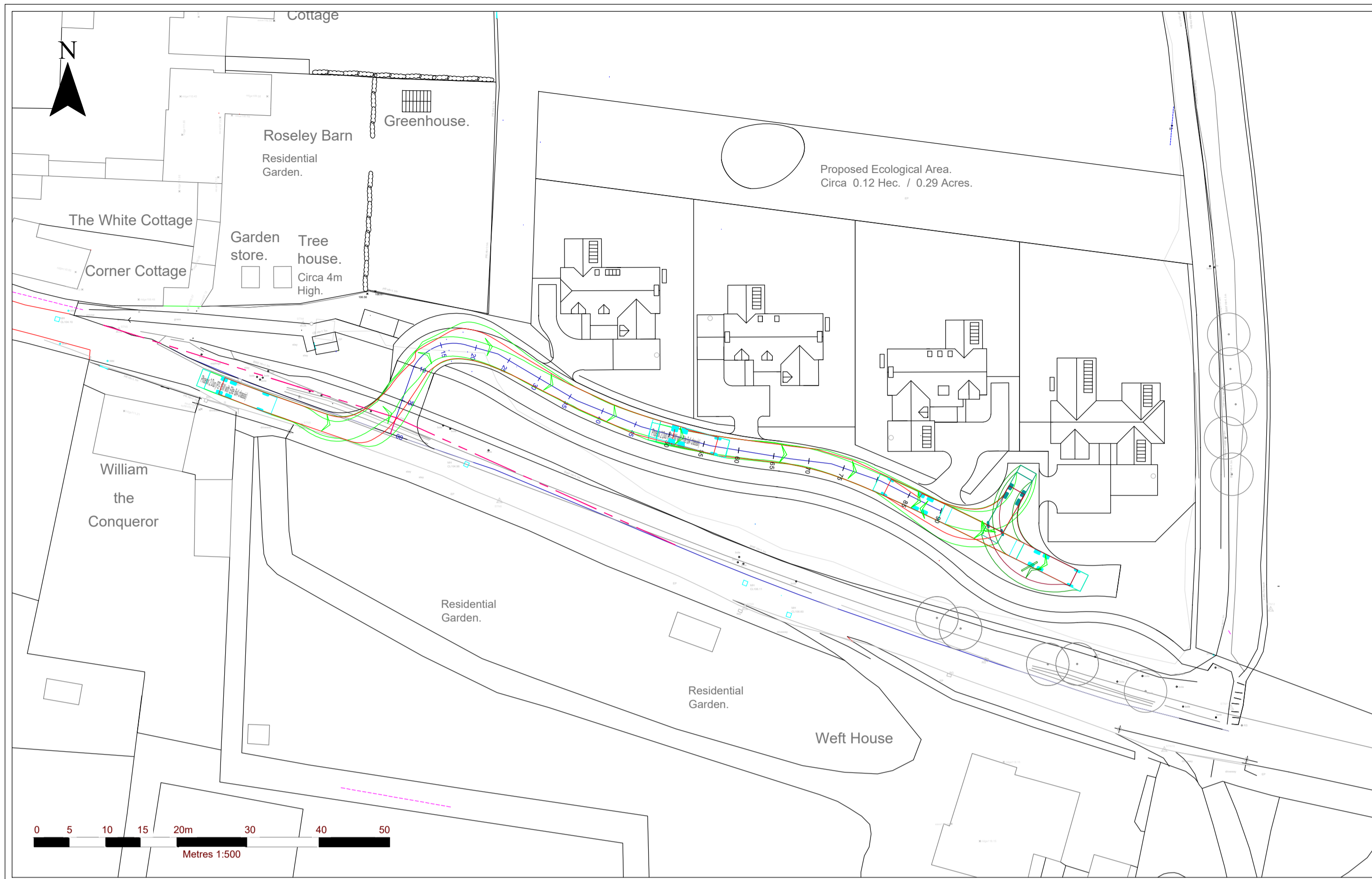
Scheme F Classification Scheme (Non-metric)

Scheme F is an attempt to implement the FWHA's visual classification scheme as an axle-based classification scheme. This is one of several interpretations.

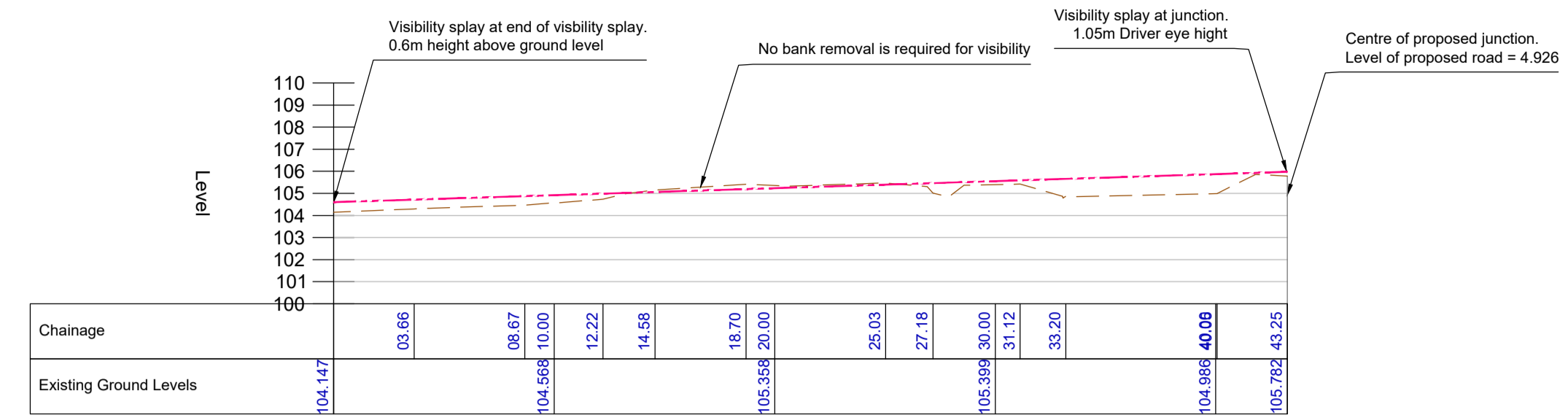
Class	Vehicle Type	No. of Axles	Axle spacing in feet				
			Axle 1 to 2	Axle 2 to 3	Axle 3 to 4	Axle 4 to 5	Axle 5 to 6
1	motorcycle	2	<6.0				
2	passenger car	2	6.0 - 10.0				
	car + 1 axle trailer	3	<10.0	10.0 - 18.0			
	car + 2 axle trailer	4	<10.0		<3.5		
3	pickup	2	10.0 - 15.0				
	pickup + 1 axle trailer	3	10.0 - 15.0	10.0 - 18.0			
	pickup + 2 axle trailer	4	10.0 - 15.0		<3.5		
	pickup + 3 axle trailer	5	9.9 - 15.0			<3.5	
4	Traditional bus/coach	2	>20.0				
	Traditional bus/coach	3	>19.0				
5	single unit truck/bus - dual rear axle	2	14.9 - 20.0			<3.5	
6	3 axle truck	3		<18.0			
7	4 axle truck	4					
8	2S1	3		>18.0			
	2S2	4		>5.0	>3.5		
	3S1	4		<5.0	>10.0		
9	3S2	5		<6.1		3.5 - 8.0	
	5 axle combination	5					
10	6 axle combination	6			3.5 - 5.0		
	3S3	6					
11	2S1-2	5		>6.0			
12	3S1-2	6					>10.0
13	truck	7 or more					

APPENDIX 02

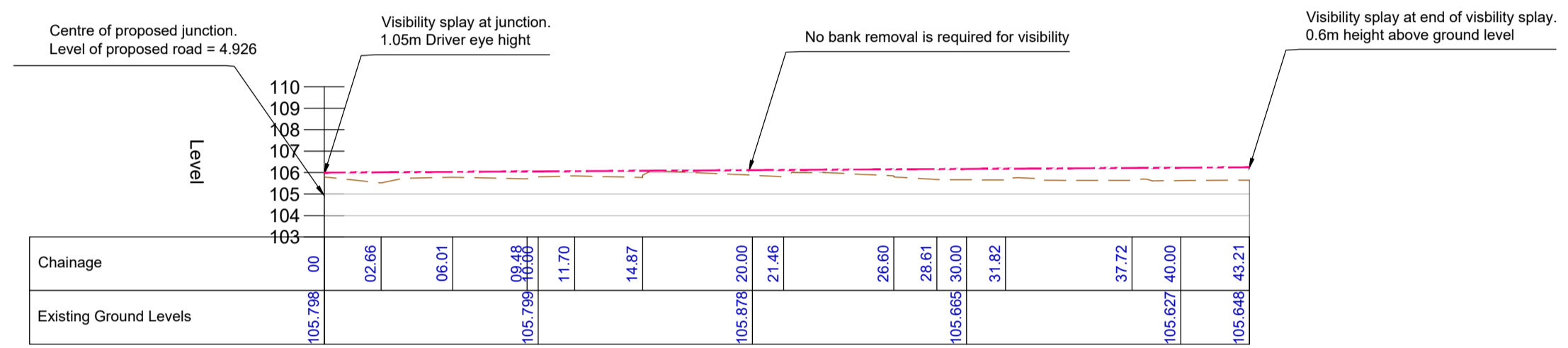
Drawing 10 - Proposed Access layout and tracking assessment



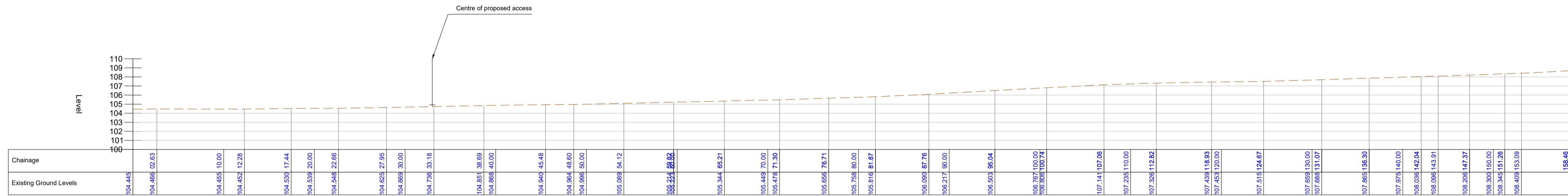
VISIBILITY SPLAY WEST
Scale: H 1:250, V 1:250, Datum: 100.000



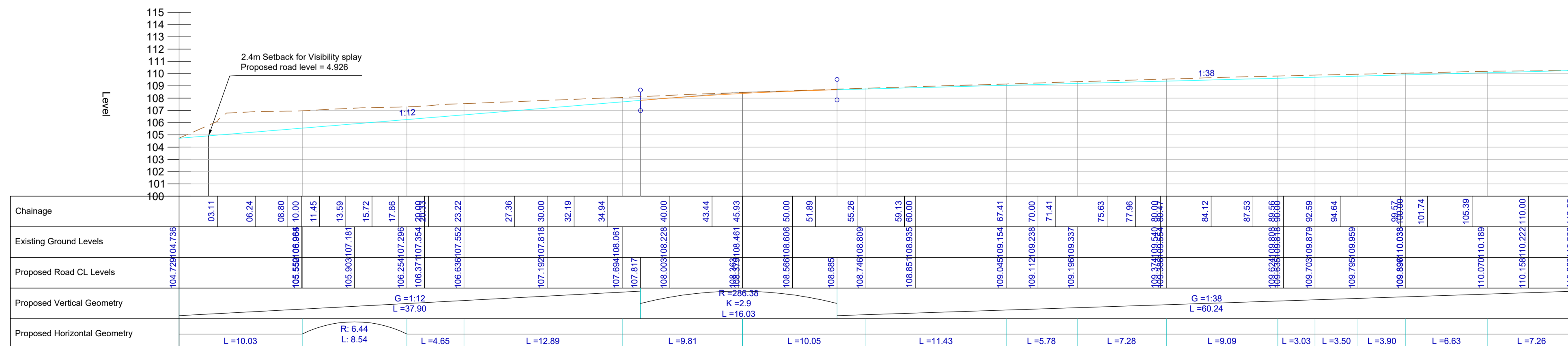
VISIBILITY SPLAY EAST
Scale: H 1:250, V 1:250, Datum: 103.000



EXISTING CHANNEL
Scale: H 1:250, V 1:250, Datum: 100.000



ACCESS ROAD - LONGSECTION
Scale: H 1:250, V 1:250, Datum: 100.000



NOTES

- All dimensions are in millimeters unless noted otherwise. Do not scale from this drawing but used dimensions provided. Please refer to setting out coordinates only for setting out purposes as this CAD model has not been prepared for setting out.

LEGEND

- SITE BOUNDARY
- VISIBILITY SPLAY
- PROPOSED CARRIAGEWAY
- PROPOSED FOOTWAY
- PROPOSED KERBLINE

SECTION LEGEND

- VISIBILITY SPLAY
- EXISTING GROUND LEVEL
- PROPOSED GROUND LEVEL BELOW EXISTING
- PROPOSED GROUND LEVEL MATCHING EXISTING

4	CB	PL	06/2021	Layout updated.
Revision	By	Chk'd By	Date	Comments
Site: CORNELLS LANE WIDDINGTON Project: PROPOSED ACCESS APPRAISAL Drawing Title: PROPOSED ACCESS				
Scale: SEE DRAWING (A1)	Date: DECEMBER 2020			
Drawing Number: H010	Revision: 4			

EUROPEAN OFFICES

United Kingdom

AYLESBURY

T: +44 (0)1844 337380

BELFAST

belfast@slrconsulting.com

BRADFORD-ON-AVON

T: +44 (0)1225 309400

BRISTOL

T: +44 (0)117 906 4280

CARDIFF

T: +44 (0)29 2049 1010

CHELMSFORD

T: +44 (0)1245 392170

EDINBURGH

T: +44 (0)131 335 6830

EXETER

T: + 44 (0)1392 490152

GLASGOW

glasgow@slrconsulting.com

GUILDFORD

T: +44 (0)1483 889800

LONDON

T: +44 (0)203 805 6418

MAIDSTONE

T: +44 (0)1622 609242

MANCHESTER (Denton)

T: +44 (0)161 549 8410

MANCHESTER (Media City)

T: +44 (0)161 872 7564

NEWCASTLE UPON TYNE

T: +44 (0)191 261 1966

NOTTINGHAM

T: +44 (0)115 964 7280

SHEFFIELD

T: +44 (0)114 245 5153

SHREWSBURY

T: +44 (0)1743 23 9250

STIRLING

T: +44 (0)1786 239900

WORCESTER

T: +44 (0)1905 751310

Ireland

DUBLIN

T: + 353 (0)1 296 4667

France

GRENOBLE

T: +33 (0)6 23 37 14 14