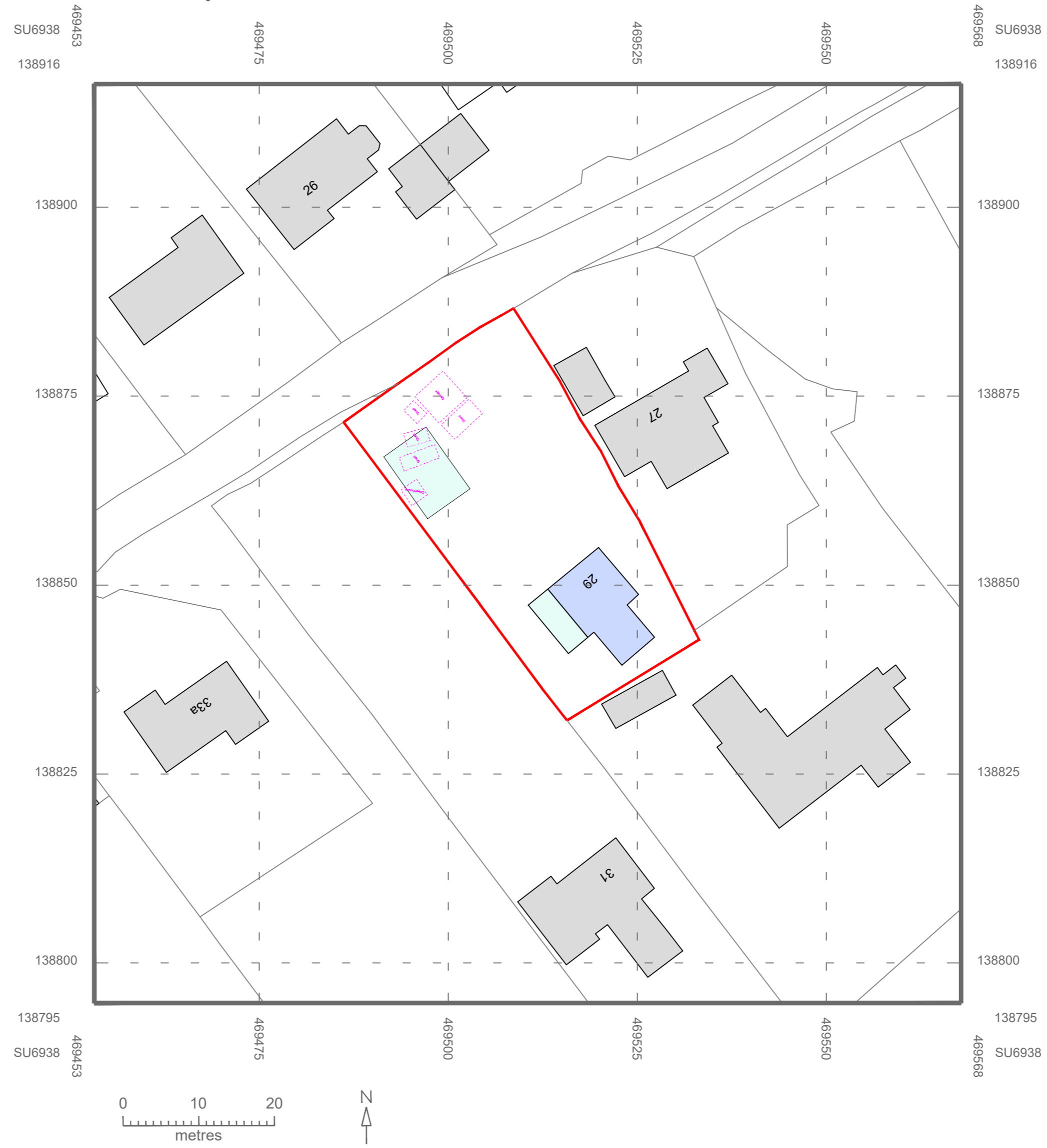


DESIGN COPYRIGHT IS THE PROPERTY OF PATTON ARCHITECTURE & DEVELOPMENT LTD AND MUST NOT BE COPIED WITHOUT PRIOR WRITTEN CONSENT

MapServe

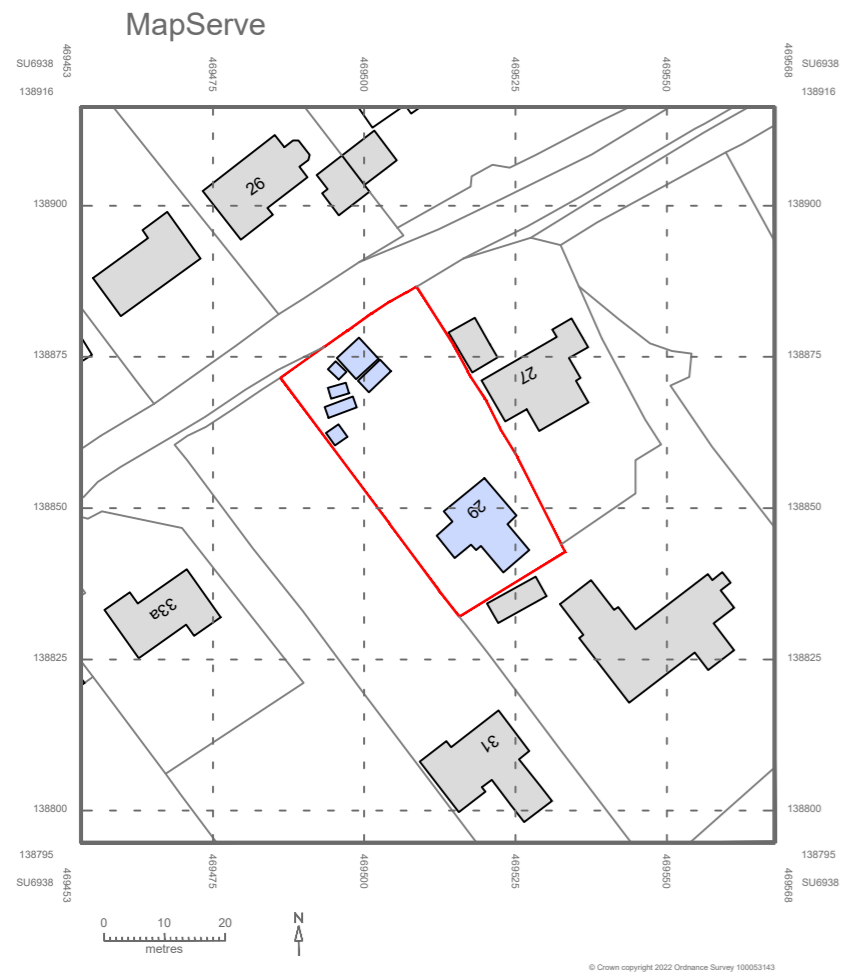


REVISION NOTES

Rev	Date	Info

LEGEND

- SITE BOUNDARY
- EXISTING DWELLING TO BE RETAINED
- BUILDINGS TO BE REMOVED
- PROPOSED DWELLING & OUTBUILDING ANNEX

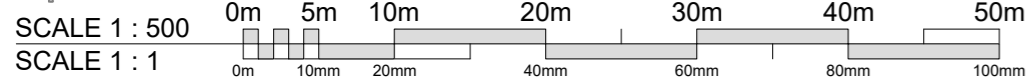


EXISTING LOCATION PLAN
SCALE 1:1250 @ A2

PROPOSED SITE BLOCK PLAN
SCALE 1:500 @ A2

PIXAM
BEECH

PLANNING
SCALE 1:500 & 1:1250



© Crown copyright 2022 Ordnance Survey 100053143

Patton.

Patton Architecture + Development
Office 2, Chiltlee Manor,
50 Chiltlee Manor Estate,
Liphook,
GU30 7AY
Tel: 01428 581981
Mob: 07766 112987
E-mail: info@pattonarchitecture.co.uk
Web: www.pattonarchitecture.co.uk

Stage PLANNING		
Project PIXAM, 29 MEDSTAED ROAD, HAMPSHIRE GU34 4AD		
Drawn TWP	Scale 1:1250 & 1:500 @ A2	Date OCT 2022
Drawing No PAD/347/01	Drawing Title SITE LOCATION & BLOCK PLANS	Rev -