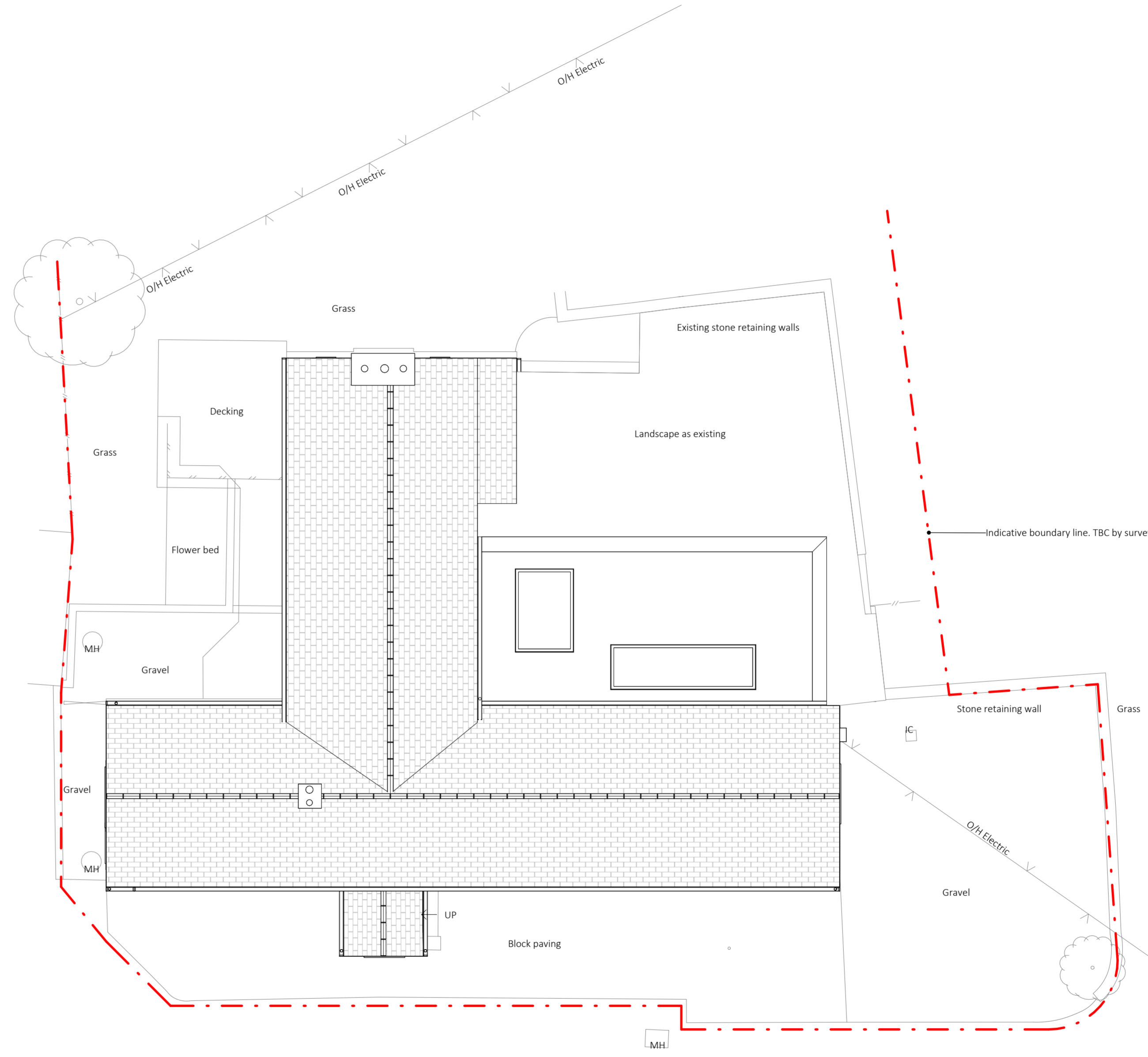
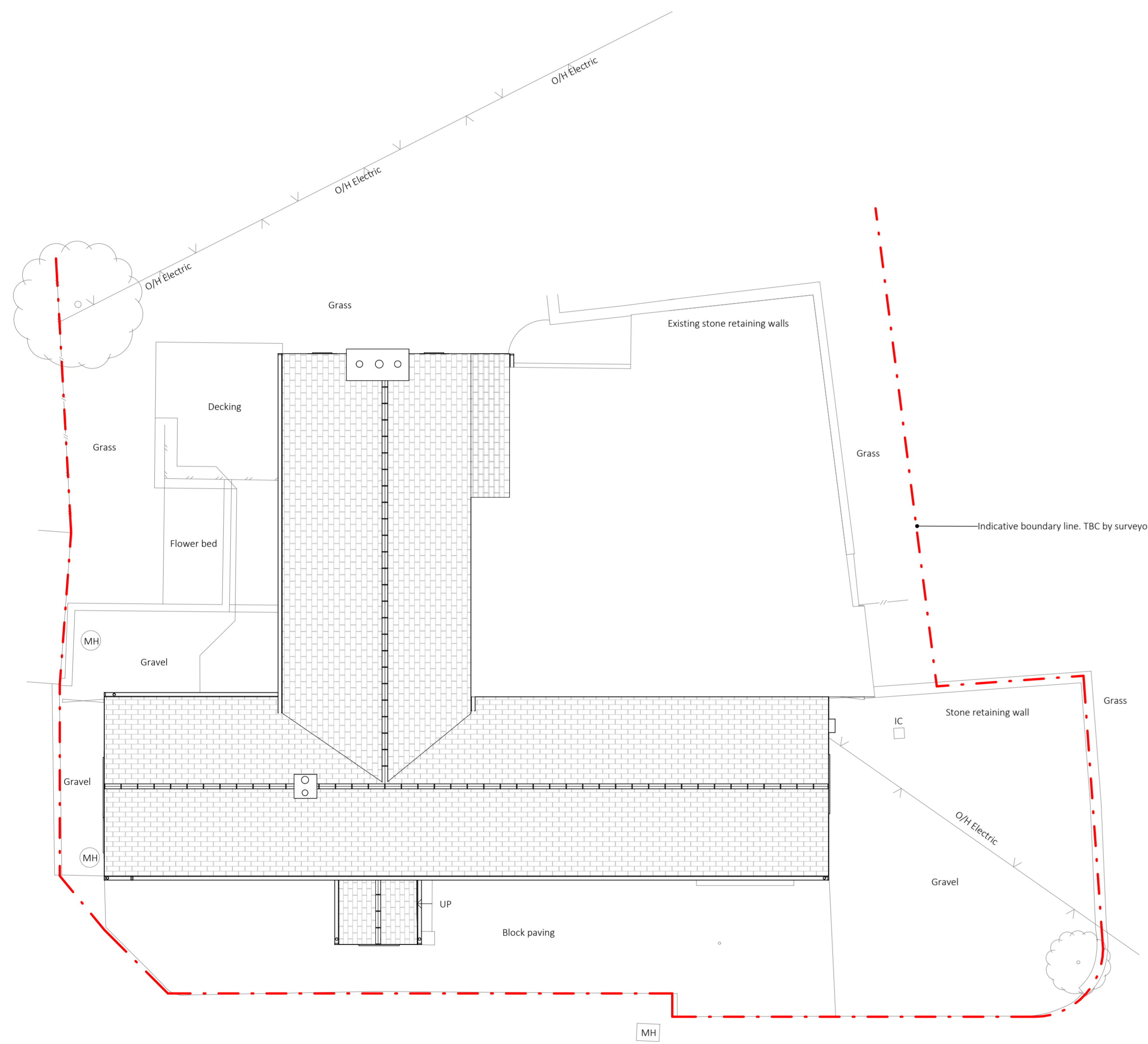


General Notes

The copyright of this drawing and design remains the intellectual property of the designers and may not be used without the written permission of Great Space Architecture Limited. Do not Scale. Verify all dimensions on site before commencing work or preparing shop drawings. Report any discrepancies, errors or omissions to the designers and await further instructions before the commencement of works. All building materials, components and workmanship to comply with the appropriate public health acts, building regulations, British standards, codes of practice and the appropriate manufacturer's recommendations. Ensure all works are carried out within the prescribed hours of work and that all tools are of a non-percussive type where possible. Refer to the relevant drawings or method statement for all specialist work.

Permitted Development Notes

1. Non designated land
2. Does not exceed 50% of total area of land
3. Proposed rear extension is 5m deep
4. Proposed rear extension is 3.4m high
5. Materials to match existing



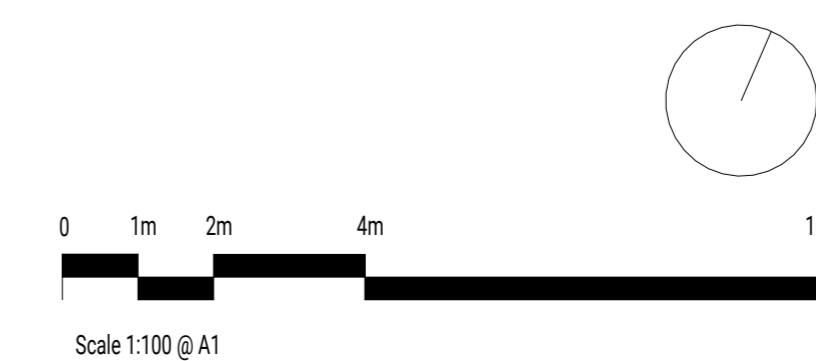
1 Existing Site Plan
1 : 100

2 Proposed Site Plan
1 : 100

P02	15.11.22	Planning Submission
P01	04.02.22	Pre App Issue
Rev	Date	Description

Project	The Coach House		
Date drawn	02.02.22		
Drawing Title	Existing and Proposed Site Plan		
Drawn by	FF		
Checked by	BK		
Scale @ A1:	As indicated		

Project	Origin	Zone/BLG	Level
CSH	GS	XX	XX
File type	Discipline	Sheet no	Stage Rev
DR	A	10 001	S2 P02



15/11/2022 08:39:52