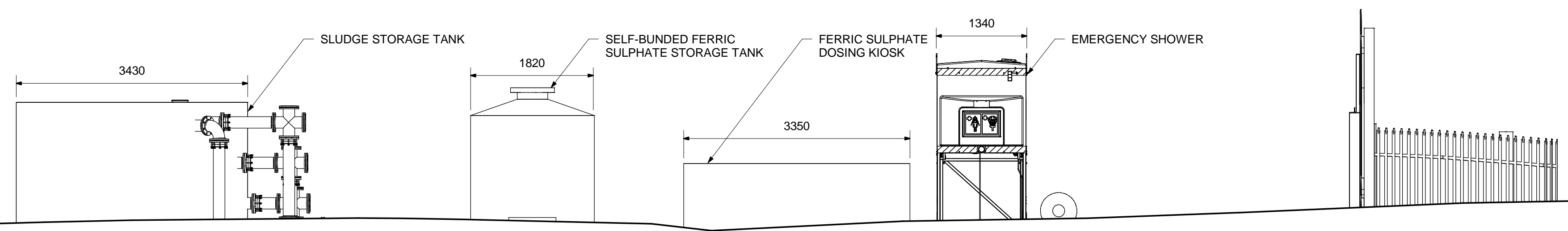


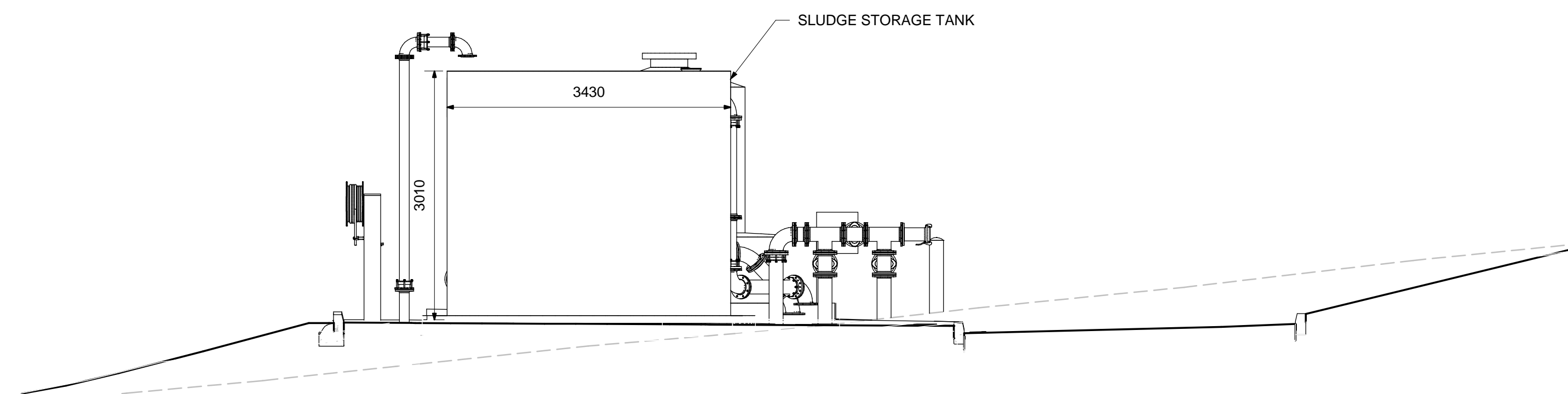
EAST ELEVATION

1 : 50



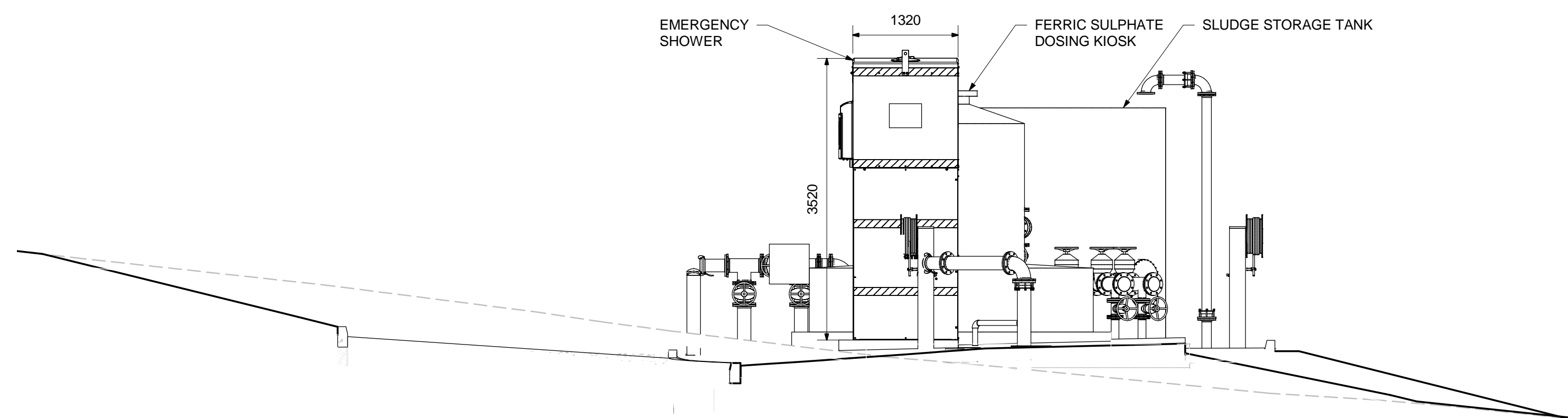
WEST ELEVATION

1 : 50



NORTH ELEVATION

1 : 50



SOUTH ELEVATION

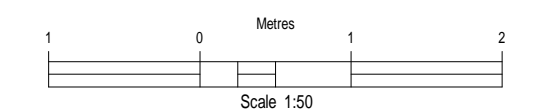
1 : 50

DO NOT SCALE
USE WRITTEN DIMENSIONS ONLY

HEALTH & SAFETY
SITE HAZARDS

NOTES:

- UNLESS NOTED OTHERWISE, ALL DIMENSIONS ARE IN MILLIMETERS AND ALL LEVELS ARE IN METERS ABOVE ORDNANCE SURVEY DATUM (NEWLYN).
- PROPOSED MATERIALS AND COLOURS:
 SLUDGE TANK - GLASS FUSED TO STEEL WALLS, DARK GREEN TO BS 4800 12-B-29
 FERRIC SULPHATE TANK - POLYETHYLENE, BLACK TO BS 4800 00-E-53
 FERRIC SULPHATE DOSING KIOSK - GLASS REINFORCED PLASTIC, GREY TO BS 4800 00-A-05
 EMERGENCY SHOWER - GLASS REINFORCED PLASTIC, GREY TO BS 4800 00-A-05



Pell Frischmann

PENINSULA PARK RYDON LANE EXETER EX2 7NT
 Tel: +44(0) 1392 444345 Fax: +44(0) 1392 444880
 Email: pfxeter@pellfrischmann.com
 www.pellfrischmann.com



PROJECT TITLE

**CHURCH STOKE STW
AMP 7 Q WFD - OUTLINE DESIGN**

DRAWING TITLE

**PLANNING DRAWINGS
NEW SITE AREA ELEVATIONS**

DRAWING NO:

H7S00101-PFC-XX-ZZ-DR-T-0005

SCALE:

1:50

SHEET SIZE

A1

QR CODE
PLACEMENT

THIS DRAWING IS CONFIDENTIAL AND THE
PROPERTY OF SEVERN TRENT AND MUST NOT BE
REPRODUCED WITHOUT WRITTEN PERMISSION