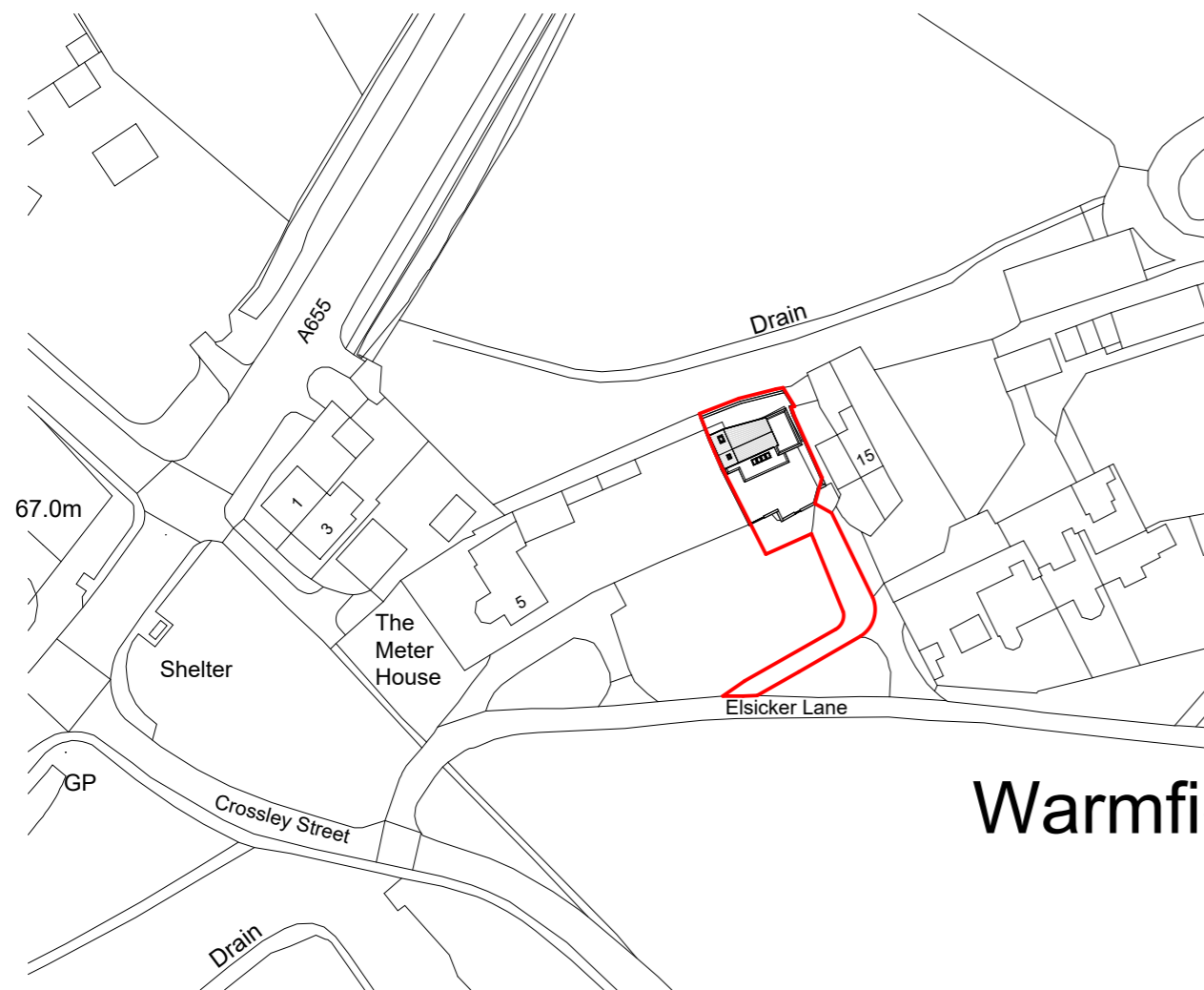
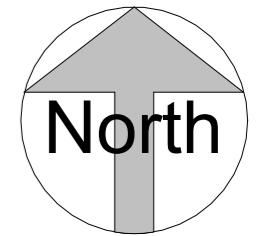



1. Do not scale drawing. If in doubt contact DMS Architecture Ltd
2. All dimensions are in millimetres unless noted otherwise.
3. Not for construction unless stated otherwise.
4. When appropriate, this drawing is to be read in conjunction with project specific Designers Risk Assessments, produced in accordance with requirements of Regulation 13 of the Construction (Design and Management) Regulations 2007.
5. The design shown on this drawing is the property of DMS Architecture Ltd and is not to be used or its contents copied, communicated or disclosed, in whole or in part, except in accordance with a contract, licence or agreement in writing with DMS Architecture Ltd.

**NOTES**



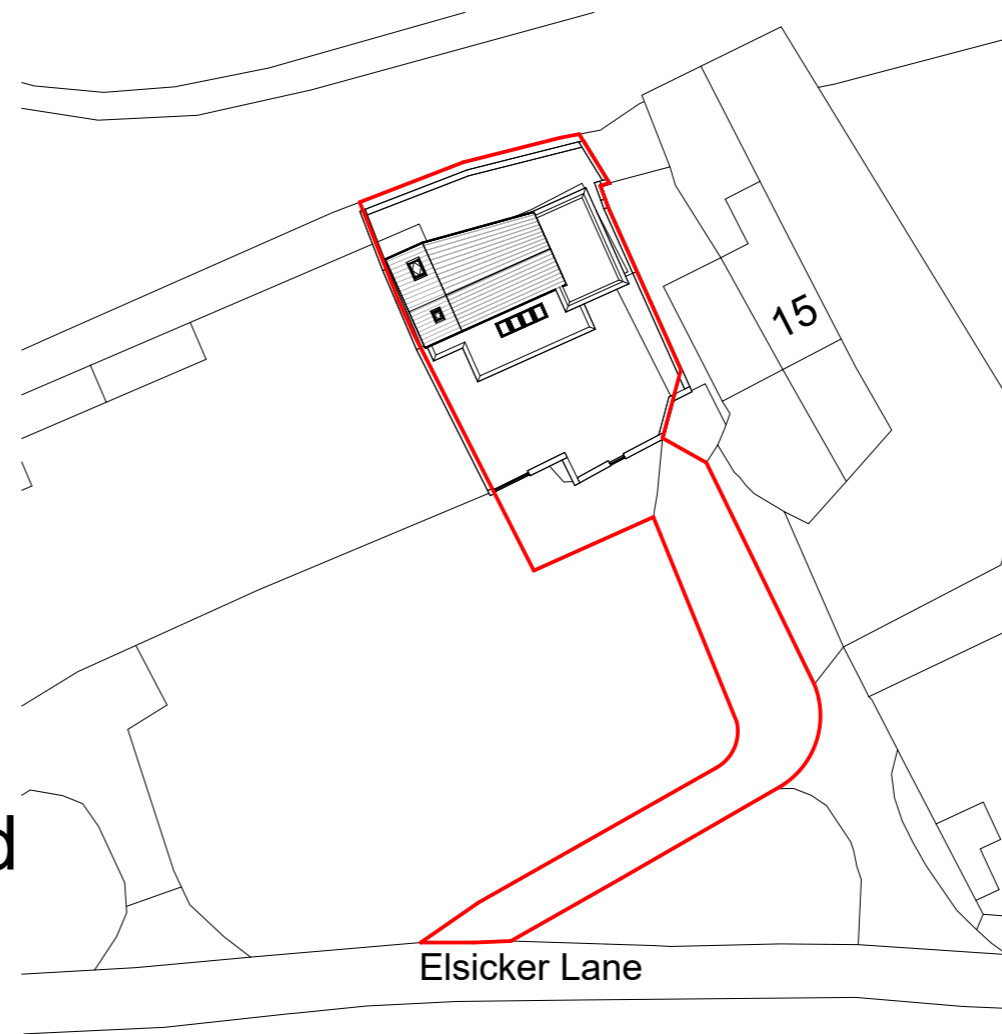
**Proposed Site Location Plan**

1 : 1250



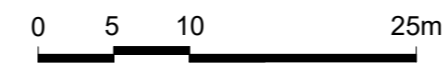
SCALE 1 : 1250

**Warmfield**



**Proposed Site Block Plan**

1 : 500



SCALE 1 : 500

REV	DATE	DESCRIPTION	DRN.	CKD.
-----	------	-------------	------	------



THE OLD POST OFFICE, 20B ROPERGATE  
PONTEFRACT, WF8 1LY  
Tel 01924 899749

Email: [mail@dmsarchitecture.co.uk](mailto:mail@dmsarchitecture.co.uk) [www.dmsarchitecture.co.uk](http://www.dmsarchitecture.co.uk)

**PROJECT**  
11 Elsicker Lane  
Warmfield  
Wakefield

**TITLE**  
Proposed Site Location and Block Plan

**STAGE**  
Feasibility

PROJECT No. 1777	DRAWING No. A(10)002	REV.
SCALE As indicated@ A3	DATE Dec 2022	
DRAWN CS	CHECKED Checker	