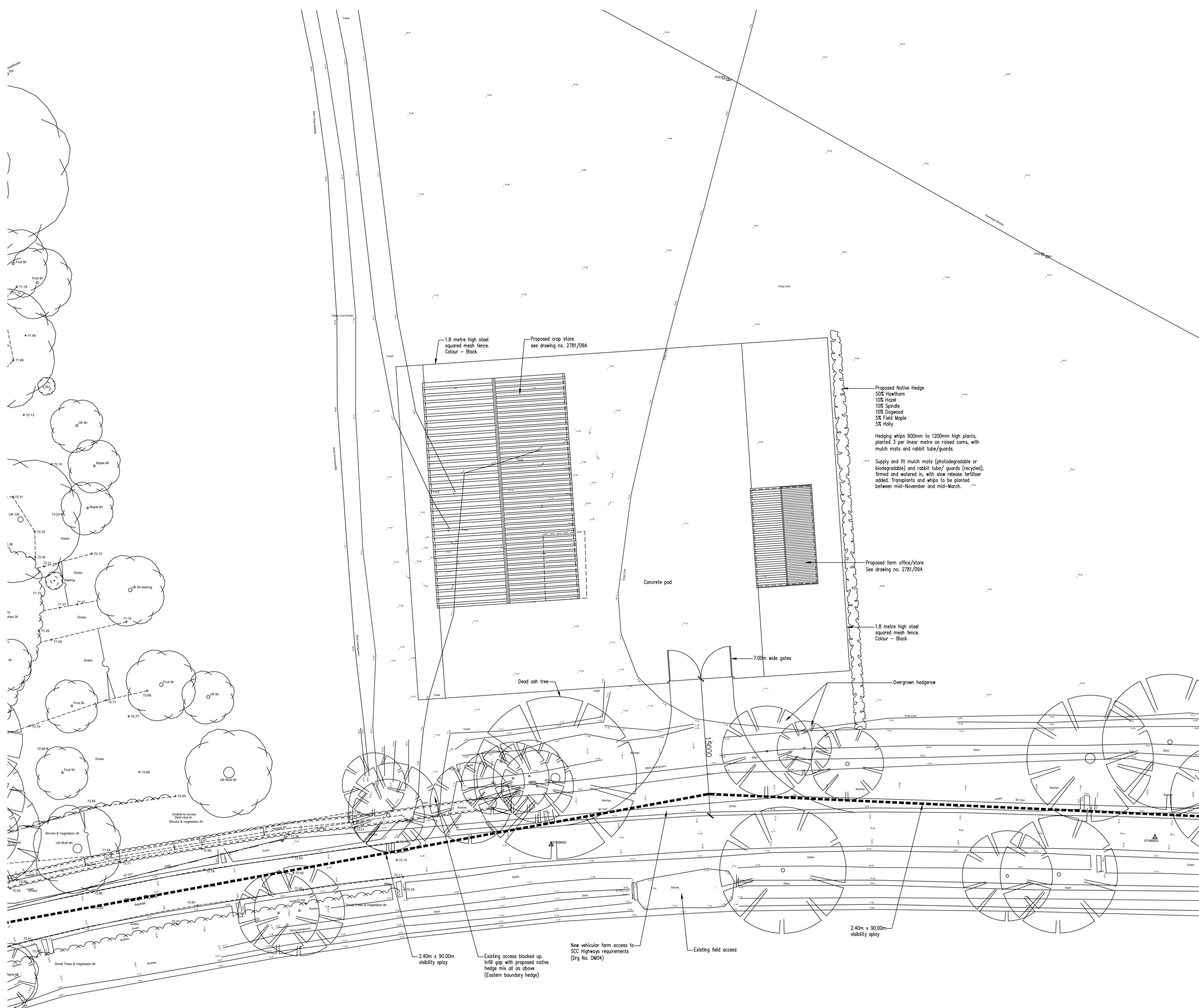

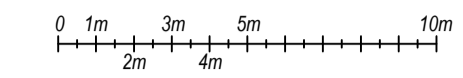


Proposed Site Plan
Scale: 1:200



1.8 metre high steel squared mesh fence. Colour - Black

Proposed crop store see drawing no. 2781/09A

Proposed Native Hedge
50% Hawthorn
10% Hazel
10% Spindle
10% Dogwood
5% Field Maple
5% Holly

Hedging whips 900mm to 1200mm high plants, planted 3 per linear metre on raised cans, with mulch mats and rabbit tube/guards.
Supply and fit mulch mats (photodegradable or biodegradable) and rabbit tube/ guards (recycled), firmed and watered in, with slow release fertiliser added. Transplants and whips to be planted between mid-November and mid-March.

Proposed farm office/store See drawing no. 2781/09A

1.8 metre high steel squared mesh fence. Colour - Black

Concrete pad

7.00m wide gates

Dead ash tree

Overgrown hedgerow

2.40m x 90.00m visibility splay

Existing access blocked up. Infill gap with proposed native hedge mix all as above (Eastern boundary hedge)

New vehicular farm access to SDC Highways requirements (Drg No. DMO4)

Existing field access

2.40m x 90.00m visibility splay

Nick Peasland ARCHITECTURAL SERVICES
Belmont House, Hall Street, Long Melford, Sudbury, Suffolk, CO10 9JF
Tel: 07966 152864 Fax: 01787 211898 Email: info@nickpeasland.co.uk

Client:
J.E. Knock & Partners

Project:
Proposed Crop Store And Farm Office / Agricultural Machinery Store Including New Vehicular Access From Church Road (Existing Access Blocked Up) - Manor Farm, Church Road, Battisford, Stowmarket, Suffolk, IP14 2HE

Subject:
Proposed Site Plan

| | | |
|---------------------|-----------|------------------------------------|
| DRAWN | MJM | REVISIONS: |
| DATE | June 2022 | Rev D: 07.12.2022 - Scheme Amended |
| SCALES | As Shown | ISSUE at A1 |
| DRAWING No. 2781/08 | | |