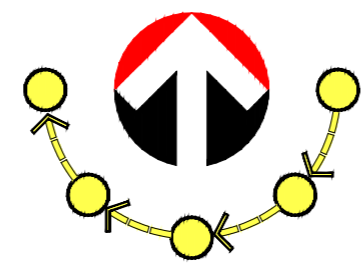
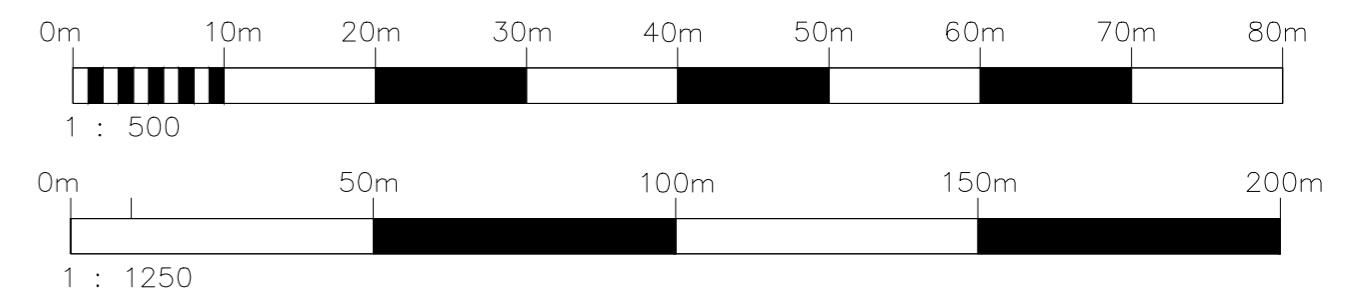


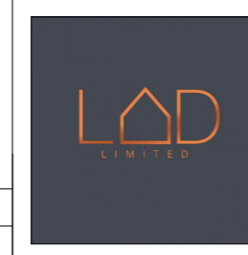


EXISTING LOCATION PLAN

EXISTING SITE PLAN



REV	DESCRIPTION	DATE



LLEWELLIN ARCHITECTURAL DESIGN LTD
 18 Ashdale Crescent, Penwortham,
 Preston, PR1 9ZG
 TEL : 07912791097
 EMAIL: llewellinad@outlook.com
 INSTA : Llewelin Architectural Design

FONDBRIGG COTTAGE CATTERY - BRIDLINGTON		PROJECT	PROJECT NO. 0151
EXISTING LOCATION AND SITE PLAN			
THIS DRAWING IS PROPERTY OF LLEWELLIN ARCHITECTURAL DESIGN DO NOT SCALE OFF THIS DRAWING. ALL DIMENSIONS TO BE CHECKED ON SITE.		DWG NO. 1010A	SCALE 1:500/1250
		DATE 20-11-2022	