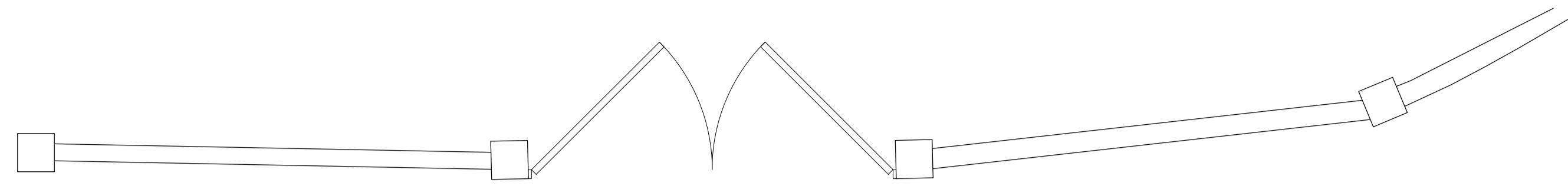
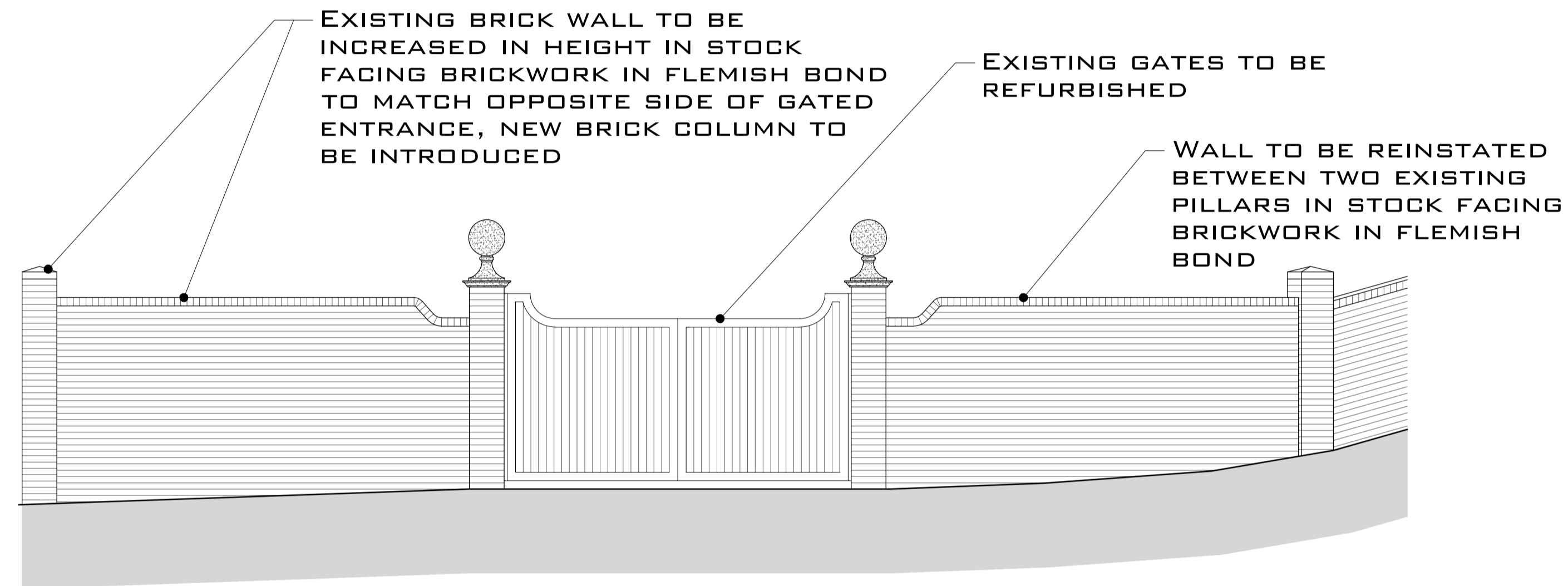


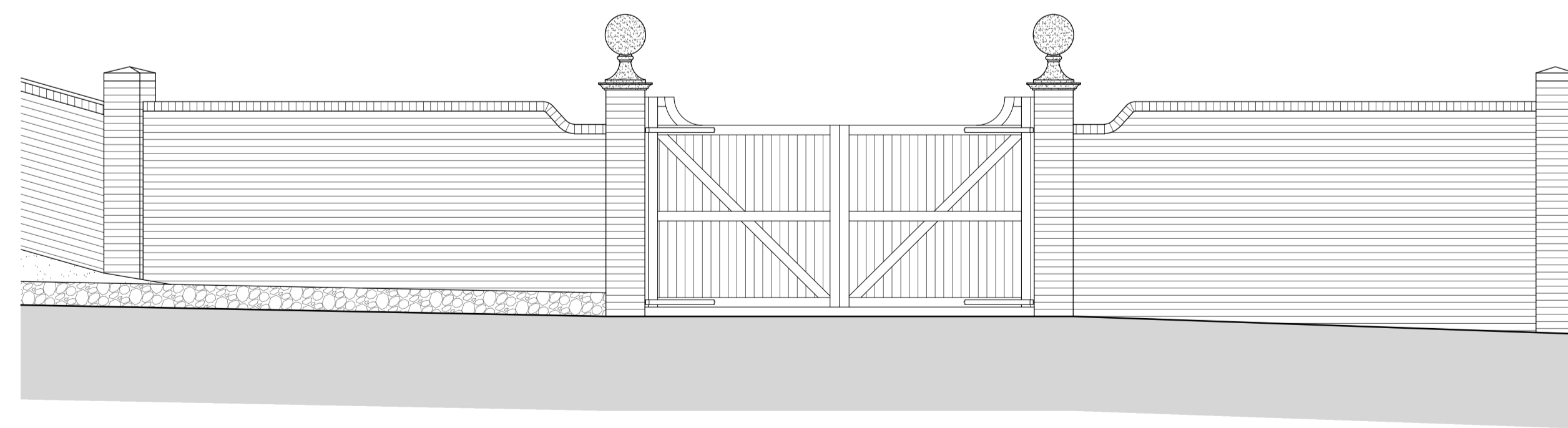
© THIS DRAWING IS THE COPYRIGHT OF COUNTRY HOUSE HOMES LTD. & MUST NOT BE REPRODUCED IN PART OR WHOLE WITHOUT CONSENT.  
 THIS DRAWING MUST NOT BE SCALED.  
 ALL DIMENSIONS MUST BE CHECKED ON SITE/WORKSHOP WHERE APPLICABLE PRIOR TO COMMENCING THE WORKS.  
 ANY DISCREPANCIES IN THIS DRAWING TO BE REPORTED TO COUNTRY HOUSE HOMES LTD.



**PROPOSED FLOOR PLAN - 1:50**



**PROPOSED FRONT ELEVATION - 1:50**



**PROPOSED REAR ELEVATION - 1:50**

SCALE 1:50



REV DATE DESCRIPTION

QUALITY APPROVED  
 DESIGN VERIFIED

TITLE  
**GATED ENTRANCE -  
 PROPOSED FLOOR  
 PLANS AND  
 ELEVATIONS**

PROJECT  
**CHART PLACE,  
 CHURCH  
 ROAD, CHART  
 SUTTON,  
 MAIDSTONE, KENT,  
 ME17 3RE**

CLIENT  
**MR & MRS ROLPH**



**COUNTRY HOUSE  
 HOMES**

SCALE DATE DWG NO. REV

1:50@A1 DEC22 600/MR/110