

ELEVATIONS VIEWED FROM OUTSIDE

SYSTEM

ROOFLIGHT MANUFACTURED FROM 3.5mm THICK MILD STEEL SHEET CURB PRESSINGS AND 3mm THICK MILD STEEL SHEET VENT PRESSINGS

CORNERS MITRED AND FULLY WELDED

FINISH

POLYZINC 770 AFTER ALL FABRICATION. POWDER COATED TO BS6497 / BS EN 13438 POLYESTER POWDER COATED RAL 9005 (BLACK) MATT

HARDWARE & ATTACHMENTS

1PAIR, WELD-ON HINGES FITTED WITH WELDED MOUNTING PLATES TO FRAME AND VENT PROFILES TO ACCOMODATE VENT OPERATOR.

GLAZING

PREPARED FOR & SUPPLIED WITH CLEMENT 24mm SEALED UNITS, WITH STEPPED BOTTOM EDGE; WITH SILICONE SEALANT

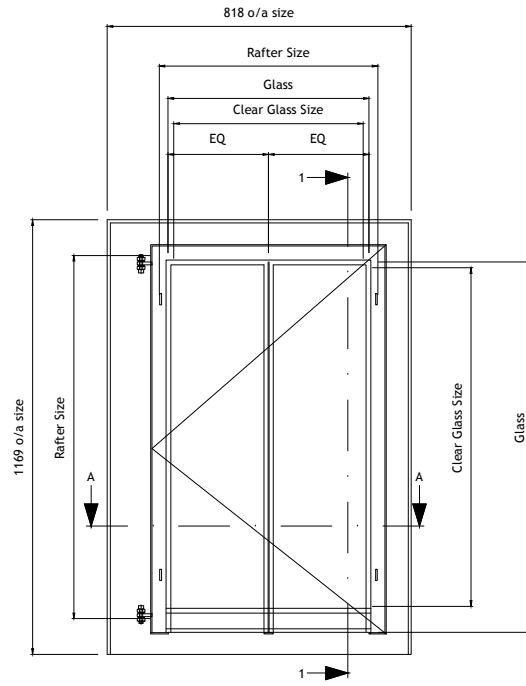
SPACER BAR - SILVER

SILICONE CAPPING - BLACK. PERIMETER POINTING - BLACK.

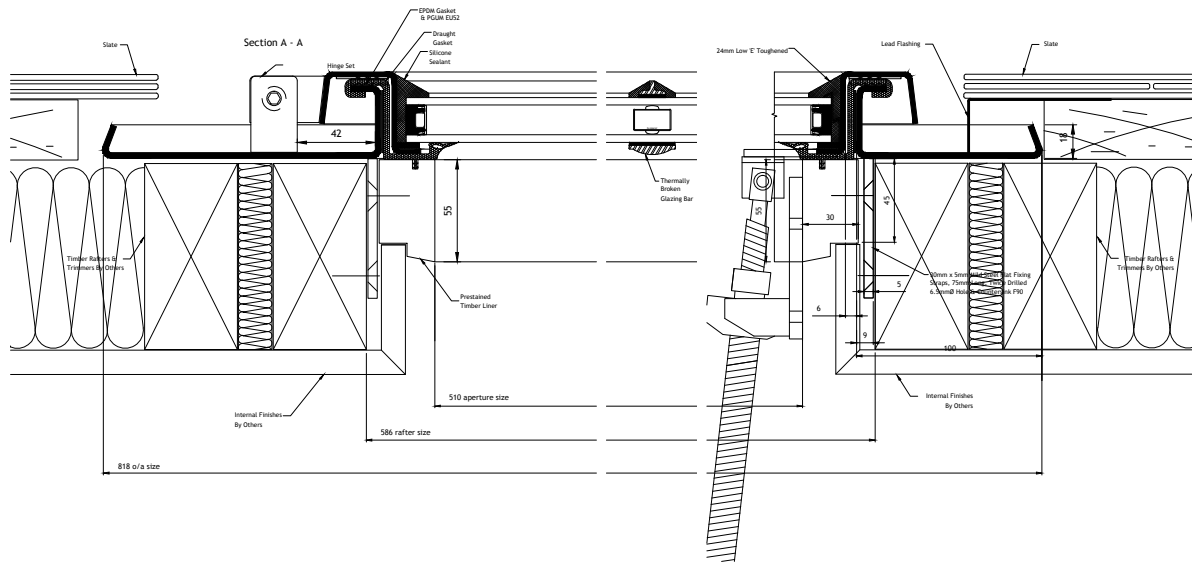
GLASS SPECIFICATION:-

OUTER - 4mm TOUGHENED BIOCLEAR II (SELF CLEANING GLASS) CAVITY - 16mm ARGON INNER - 4mm TOUGHENED THERMOFLOAT (STEPPED BACK AT BOTTOM BY 55mm)

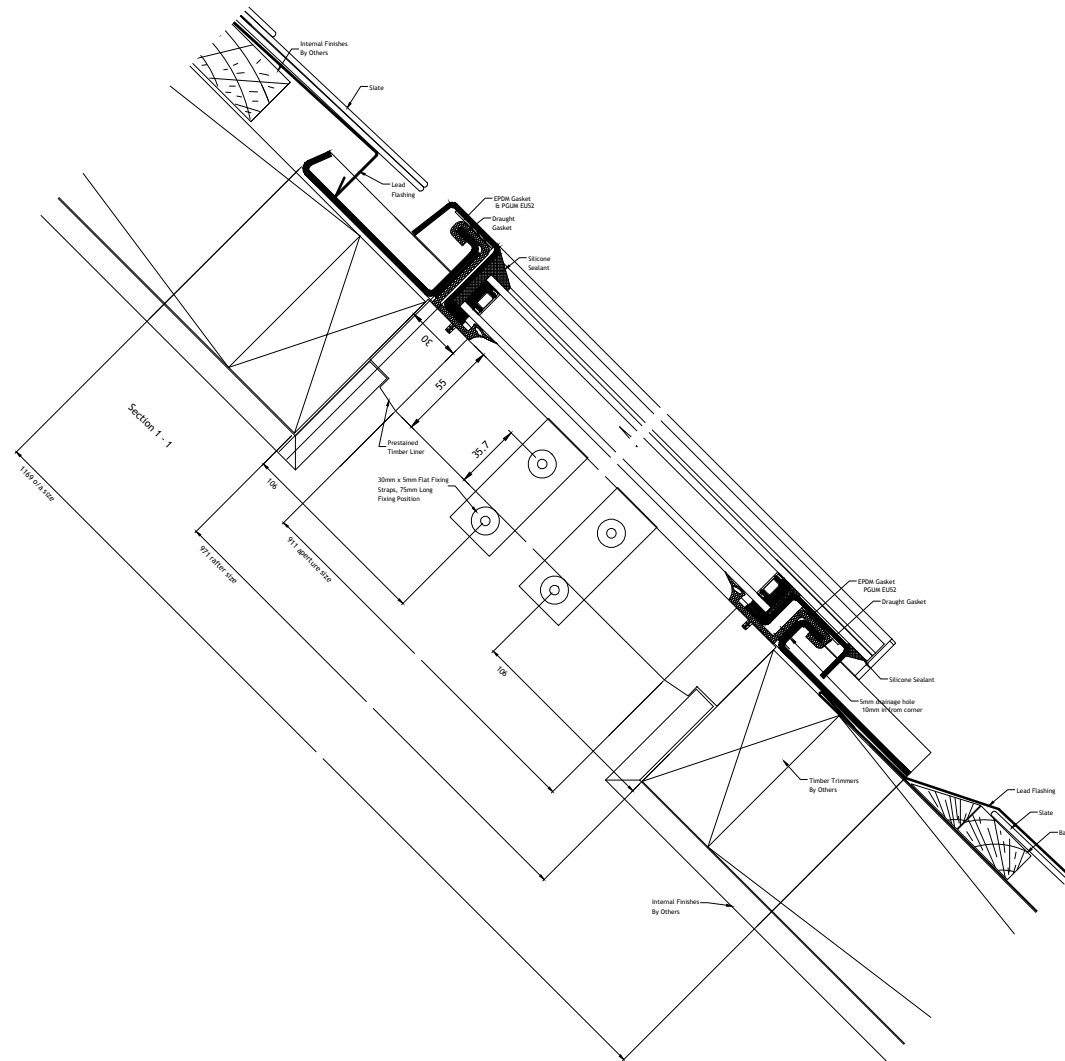
DIM CHART	Overall Size W x H	Aperture Size W x H	Between Timmer Trimmers W x H
Clement SH	960 x 1270	652 x 962	730 x 1026



SLATE ROOF APPLICATION



HALF FULL SIZE @ A1



HALF FULL SIZE @ A1

Copyright Reserved 2013 CLEMENT WINDOWS LTD This product is protected by the provisions of the Copyright, Design & Patents Act 1988. This drawing is the property of Clement Windows Ltd. It is forbidden to copy, reproduce or use these details in any way (including transfer to another party) without the express authority/permission of Clement Windows Ltd in writing.

- NOTES
- DO NOT SCALE
 - PLEASE NOTE THAT ALL PRODUCT ARE SUBJECT TO MANUFACTURING TOLERANCE OF +0mm / -2mm

DATE	REV	INT	COMMENTS
------	-----	-----	----------

REVISIONS

For Information

Drawing Title
 CLEMENT CONSERVATION ROOFLIGHT
 SLATE APPLICATION
 SIDE HUNG
 SHEET 1

Project/Site

Contractor/Client
 ROOFLIGHT DEPARTMENT

Architect

Scale @ A1: 1:2 & 1:10 Drawn By: -
 Date: 24-05-17 Checked by: -

CLEMENT

Clement House
 Haslemere
 Surrey, GU27 1HR
 Tel: 01428 643393
 Fax: 01428 644436
 E-mail: Info@clementwg.co.uk

Drawing No.	Revision
D-CRPM-07	