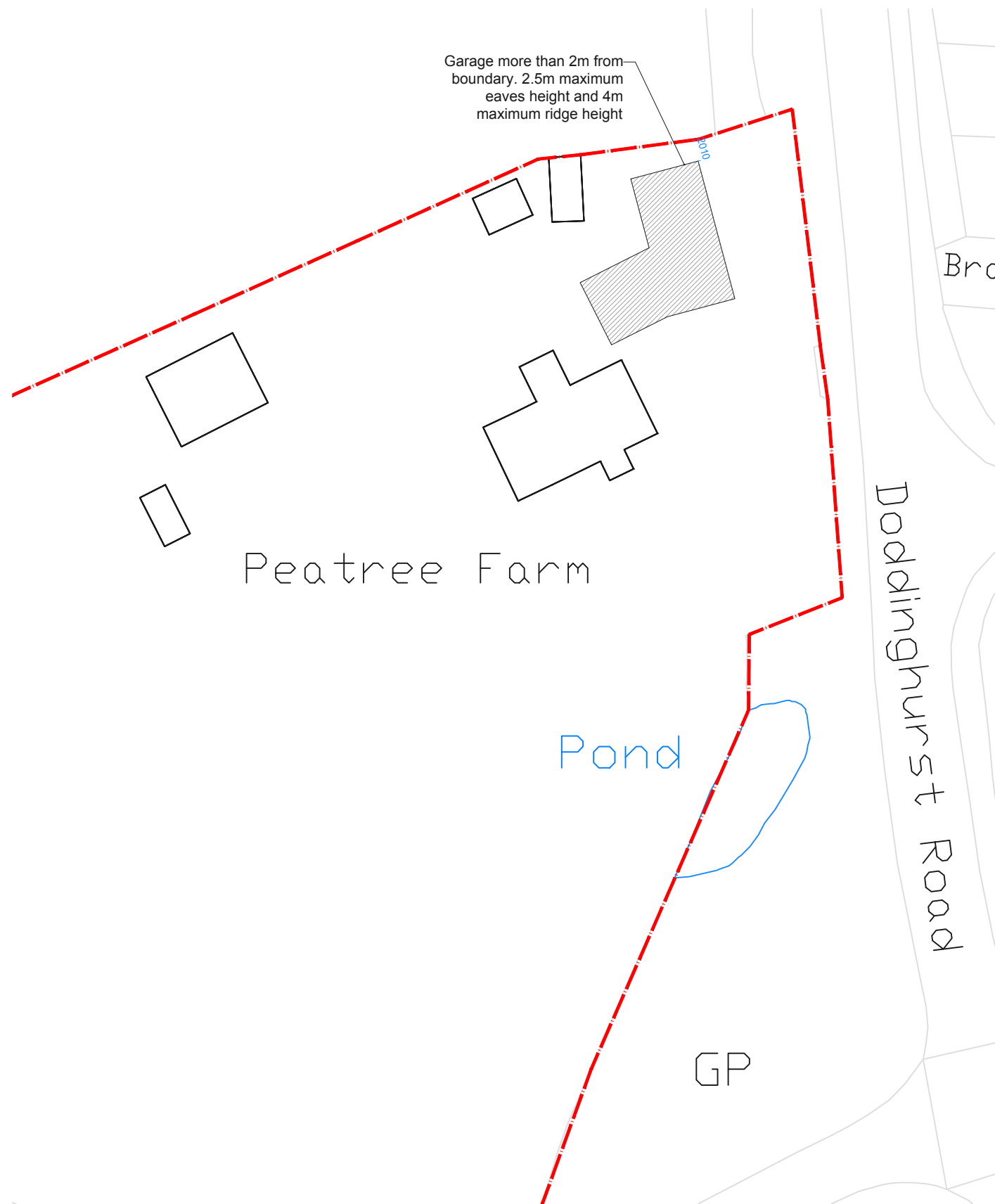
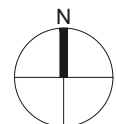


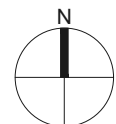
LOCATION PLAN

1:1250 0 10 20 30 40 50 m



PROPOSED SITE PLAN

1:500 0 2 4 6 8 10 20 m



**DRAFT**

REV	DESCRIPTION	DATE
P4	SC - Design Revision	16.12.22
P3	TC - Design Revision	09.12.22
P2	SC - Design Revision	07.12.22
P1	SC - First Issue	25.11.22

NOTE:  
Method Studio Architects Ltd retain copyright of this design, scheme and ownership of all drawings. Reproduction is permitted only with written authority.  
These drawings are subject to Planning and Building Regulations Approval and all other permissions required by the Local Authority prior to commencing building work. Works started without these consents are at your own risk.  
All drawings should be read in conjunction with any third party consultants drawings and specification.  
Do not scale from this drawing. All dimensions, levels and existing structure must be verified on site prior to commencement. Any omissions or inaccuracies are to be reported and clarified with Method Studio and the client immediately for rectification. These drawings are intended as graphic information only. Due to the age of the premises, non-exposure of the structure, occupancy, building methods & materials used, some assumptions have been made necessary.  
Before building work commences it is the responsibility of the builder or owner to serve the relevant Party Wall Notices to all neighbors affected.

DRAWING NAME			
<b>PROPOSED LOCATION PLAN</b>			
ADDRESS			
Pear Tree Farm, Doddinghurst Road, Doddinghurst, CM15 0RZ			
SCALE @ A3	FIRST ISSUED	DRAWING NO	REV
<b>VAR.</b>	<b>11.22</b>	<b>0302 055</b>	<b>P4</b>

**method** **STUDIO**