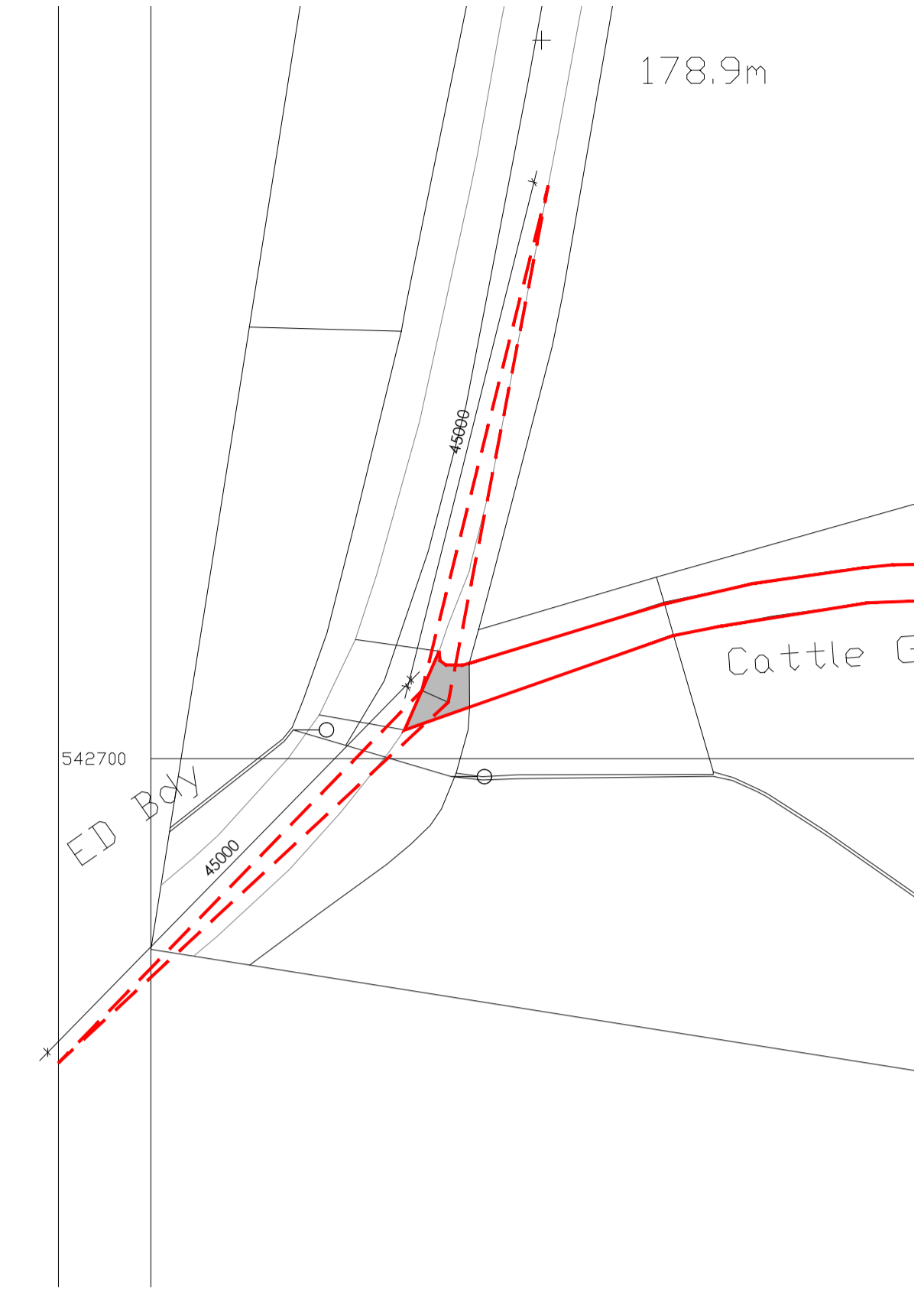


FULL HEIGHT RADIUS KERBS

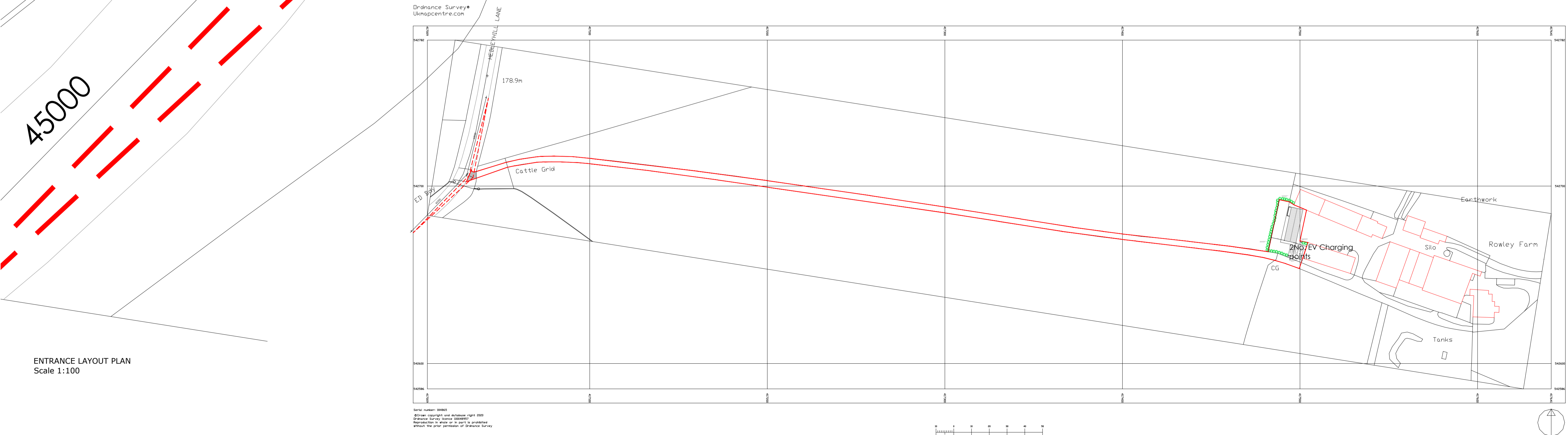
CROSSING FOR VEHICULAR ACCESS OVER VERGE SHALL BE 'DROPPED KERB' CROSSINGS USING PURPOSE-MADE RAMP KERBS. THE KERB LINE SHALL BE LOWERED ACROSS THE ENTRANCE AND THE VERGE CARRIED THROUGH LEVEL AT THE NORMAL CROSSFALL OF 1 IN 40 FOR THE WIDTH OF AT LEAST 0.8m WITH THE REMAINDER OF THE VERGE RAMPED TO THE CARRAGWAY CHANNEL. AND UPSTAND OF 25mm SHALL BE MAINTAINED WITH THE BULLNOSED KERBS ACROSS THE ENTRANCE.

VEHICULAR ACCESS CONSTRUCTION TO CONSIST OF 20mm OF 6mm CGM WEARING COURSE TO DTP CLAUSE 912 ON 60mm OF 20mm DBM BASECOURSE TO DTP CLAUSE 906 ON 225mm OF GRANULAR TYPE 1 CUB-BASE TO DTP CLAUSE 803

125MM x 150mm PCC BULLNOSED KERBS



ENTRANCE LAYOUT PLAN
Scale 1:500

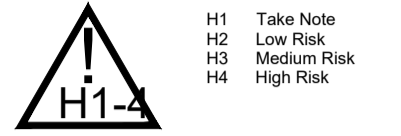


ENTRANCE LAYOUT PLAN
Scale 1:100

SITE LOCATION PLAN
Scale 1:1250

Serial number: 164885
©2022 copyright and all rights reserved
Drainance Survey (UK) Limited
No part of this drawing may be reproduced
without the prior permission of Drainance Survey

Notes:
DO NOT SCALE from this drawing. Only figured dimensions are to be taken from the drawing.
• The Contractor must verify all dimensions on site before commencing any work or shop drawings.
• The Contractor must report any discrepancies to the Architect before commencing work. If this drawing exceeds the quantities taken in anyway, the Architect is to be informed before work is initiated.
This drawing is copyright and must not be reproduced without the consent of Emerald Architects Limited.
CDM
Work covered by the CDM Regulations 2015 is not to start until a Health & Safety Plan has been produced.
For health and safety aspects of the design please refer to the Designers CDM Hazard register which may make reference to any of the details depicted in this drawing together with manufacturers components, method statements & health & safety data sheets.



Comments:

15.08.20
A UPDATED TO PLANNERS COMMENTS SMC

REV

Drawing Status:
PLANNING

Emerald Architects
Flass Gardens,
Esh Winning
Durham
Co. Durham
DH7 9QB
M: 07841650233
E: siobhan@emerald-architects.com
W: www.emerald-architects.com



MARK & NICOLA FROST
ROWLEY FARM
CORNSAY COLLIERY
Co DURHAM
DH7 9EB

Project:
Barn Conversion

Scale: AS SHOWN	Status: PLANNING	Date: DEC 2022
Drawn by: SMC	Checked By:	
Project No: 1912	Drawing No: 900	Revision: *

Drawing Title:
PROPOSED SITE ENTRANCE