

1:100 SCALE (m) @ A2
 (1:200 SCALE (m) @ A4)

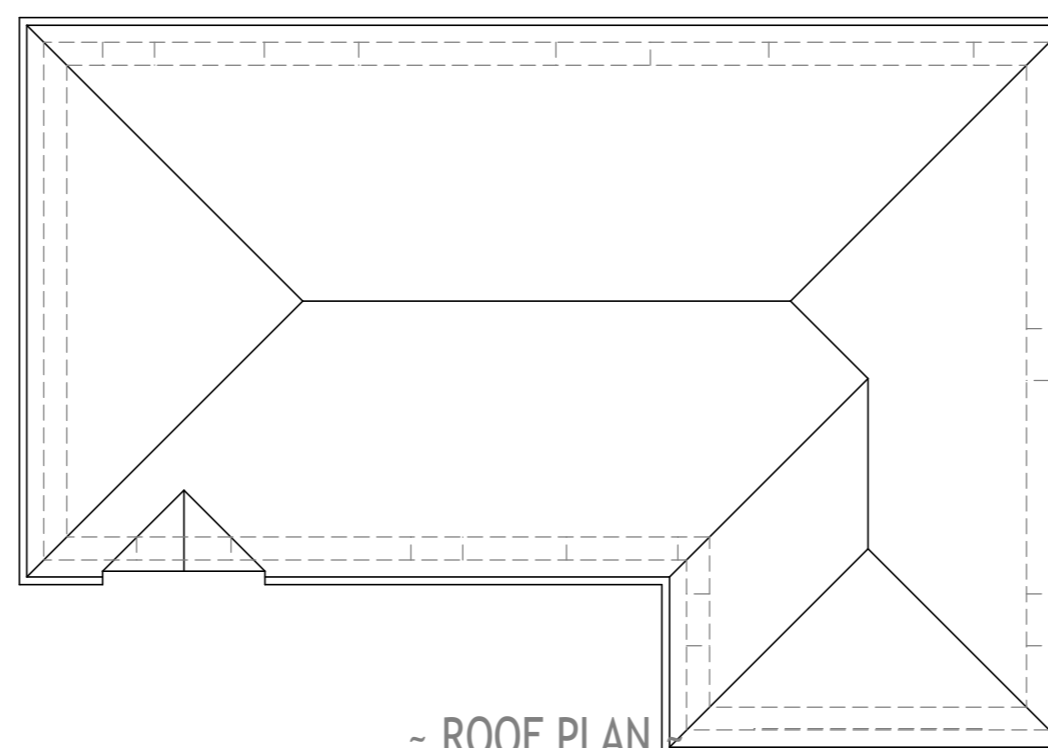


~ FRONT ELEVATION ~

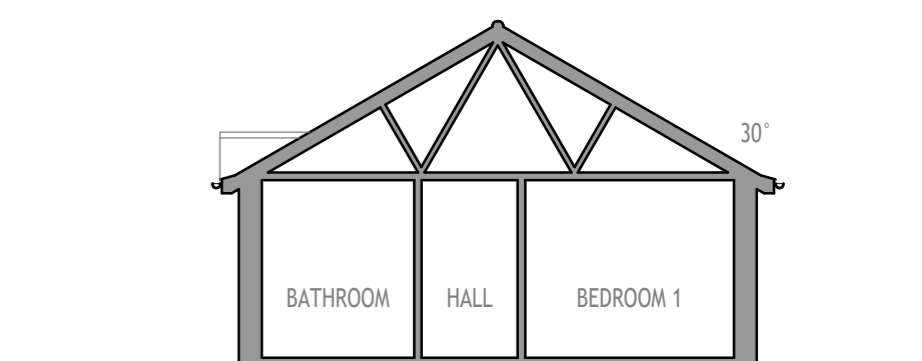
~ SIDE ELEVATION ~

~ REAR ELEVATION ~

~ SIDE ELEVATION ~



~ ROOF PLAN ~



~ EXTERNAL MATERIALS ~



ROOF TILES: Graphite slate

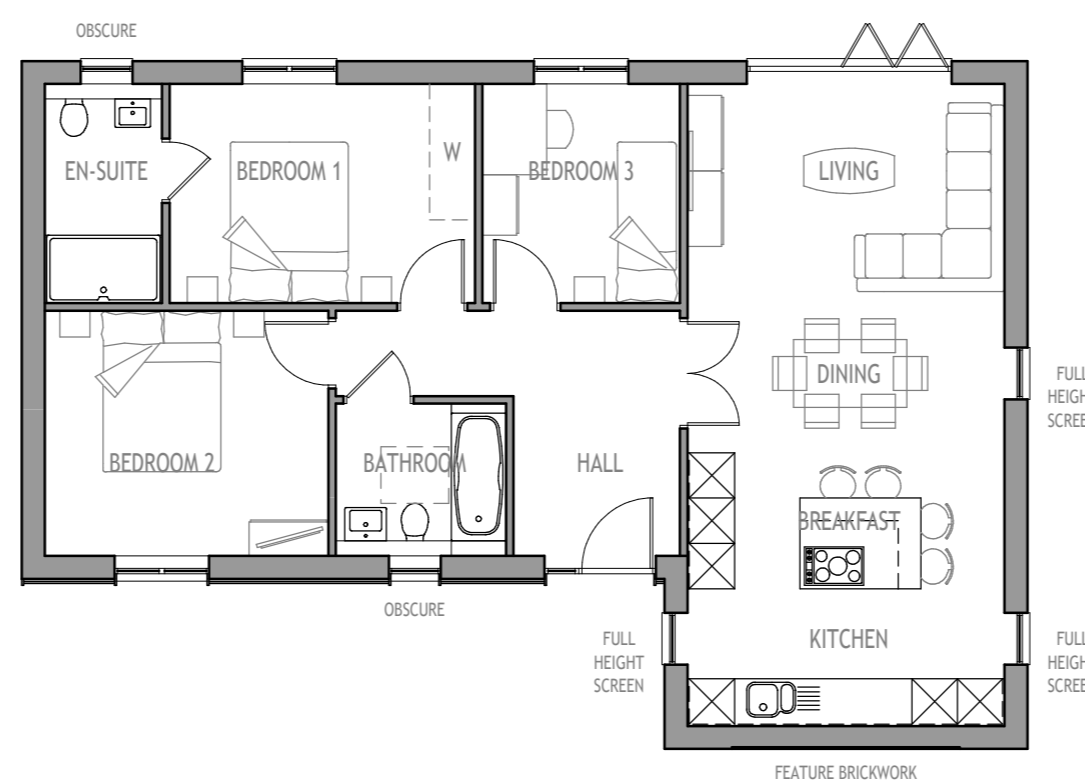
BRICKS: Rustic Traditional Blend,
 Red Multi Stock Brick

WEATHERBOARDING: Timber - Black

WINDOWS AND DOORS: Grey uPVC

FASCIAS AND SOFFITS: Black uPVC

RW GUTTERS AND DOWNPIPES: Black uPVC



~ GROUND FLOOR PLAN ~



PROJECT :

~ STILEBRIDGE LANE ~
 ~ MAIDSTONE ~

DRAWING TITLE :

~ PLANNING DRAWING ~
 ~ FLOOR PLANS AND ELEVATIONS ~
 ~ PLOTS 2 AND 4 ~

~ SHAKESPEARE DESIGN SOLUTIONS Ltd. ~
 4 Avent Walk Bapchild Sittingbourne Kent ME9 9AZ
 t: 01795 425182 m: 07792 173529 w: www.shakespeare-design.co.uk

DATE :
 AUGUST 2022



SCALE :
 1:100 @ A2

DRN BY :
 SDS

DRAWING No. :
 ~ FER-2206 - P2_4.01 ~

REV :
 P2

REVISIONS :

P2 - DEC. 2022 - UPDATED TO CLIENT COMMENTS FOR NMA APPLICATION.

NOTES :

ALL WRITTEN DIMENSIONS TO BE TAKEN IN PREFERENCE TO SCALING THE DRAWING. THE COMPANY RESERVES THE RIGHT TO AMEND THIS PLAN WITHOUT PRIOR NOTICE SUBJECT TO ANY PLANNING / BUILDING CONTROL APPROVAL THAT MAY BE NECESSARY.

COPYRIGHT : SHAKESPEARE DESIGN SOLUTIONS LIMITED OWN THE COPYRIGHT TO THIS DRAWING. WRITTEN CONSENT MUST BE OBTAINED BEFORE THIS DRAWING IS COPIED, IN PART OR WHOLE, OR USED FOR ANY PURPOSE OTHER THAN FOR WHICH IT WAS SUPPLIED.