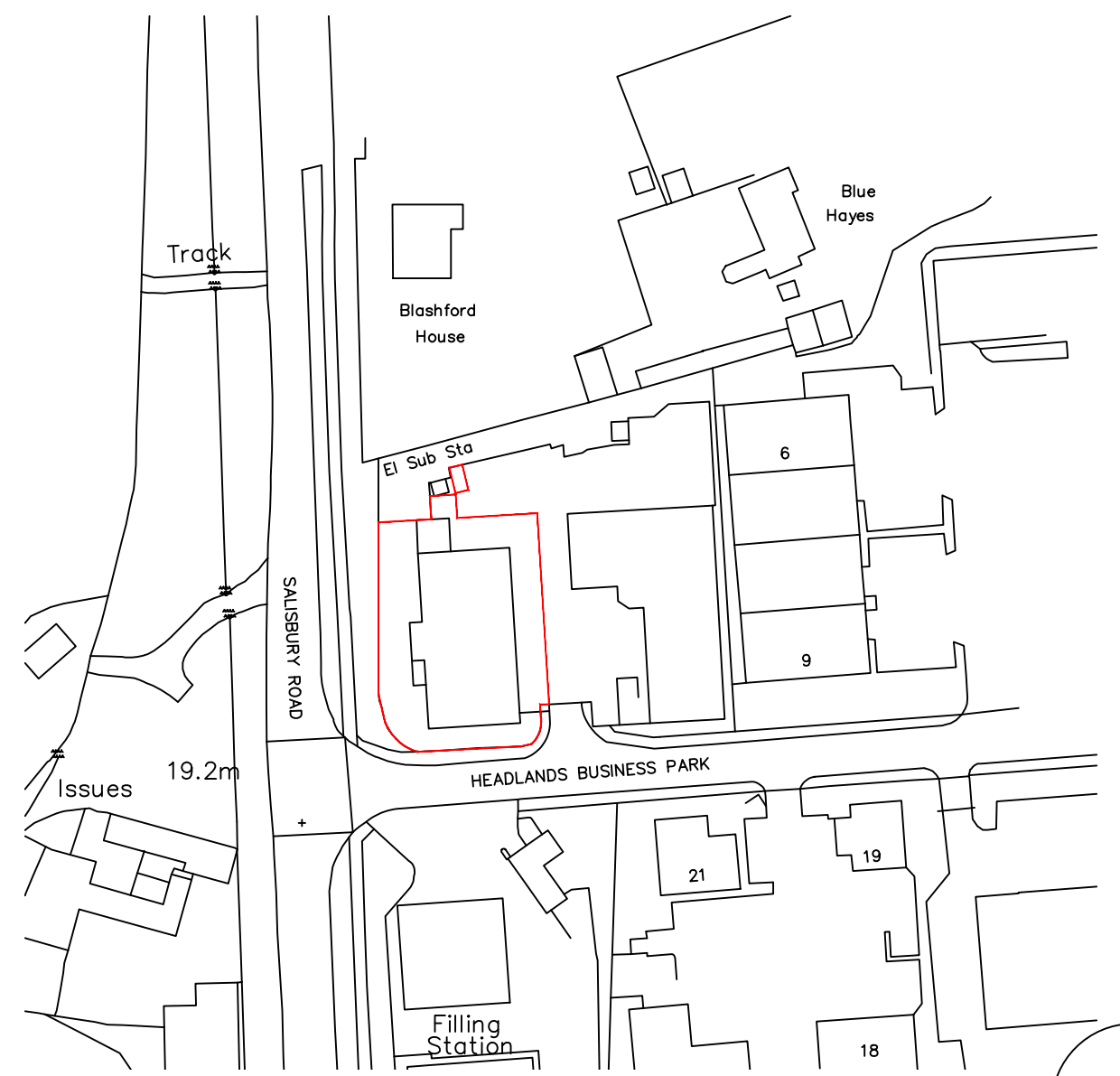
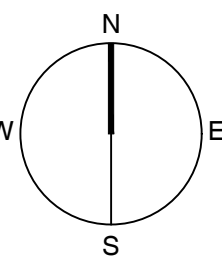
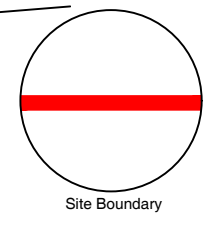




EXISTING BLOCK PLAN
SCALE 1:500@A3



EXISTING LOCATION PLAN
SCALE 1:1250@A3



Drawing Status key:

SK - Sketch	P - Preliminary
D - Draft	S - For Submission
A - Approved	T - Tender
C - Construction	I - Information

Block and Location Plan

Drawing ref:	Status:
--------------	---------

1956P/101a | P



Bradley House
Headlands Business Park, Salisbury Road, Blashford,
Ringwood, BH24 3PB

Drawn by JM
Checked by JW
Scale As shown

These drawings are for planning application purposes only and may require additional details prior to a Building regs application. All the dimensions to be checked on site prior to commencement of work. Responsibility is not accepted for errors made by others in scaling from this drawing, all construction information should be taken from figure dimensions.

Revision	Notes	Date