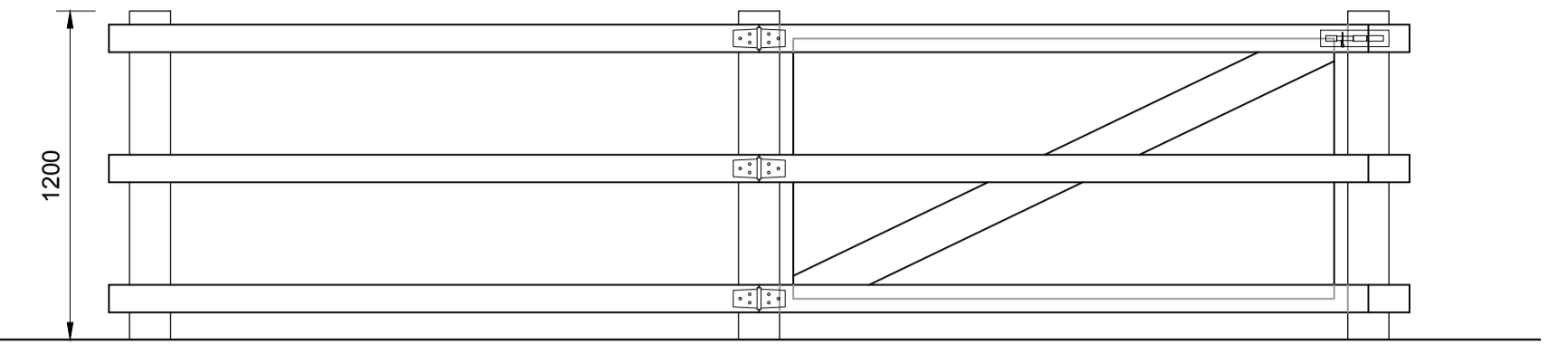


notes
 this drawing and design is the copyright of aja architects llp and must not be reproduced in part or in whole without prior written consent. contractors must verify all dimensions on site before commencing work or preparing shop drawings if in doubt ASK.
 Where this drawing contains any Ordnance Survey mapping material, it has been reproduced under license number 100052276.
 Ordnance Survey © Crown copyright

3-RAIL, POST & RAIL FENCE WITH GATE DETAILS



ELEVATION

PLAN

Scale 1:25

Typical detail for 1.2m high timber post and rail fence surrounding the balancing ponds

Post and Rail timber fencing, natural finish



PHOTO OF TYPICAL POST & RAIL TIMBER FENCE WITH GATE



PHOTO OF TYPICAL WELDED MESH PALADIN FENCE

A 18.01.23 Redline boundary omitted for clarity SRA
 no. date revision by



aja architects llp T: 024 7625 3200
 1170 Elliot Court F: 024 7625 3210
 Herald Avenue
 Coventry Business Park E: aja@aja-architects.com
 COVENTRY CV5 6UB W: www.aja-architects.com

aja architects llp is a limited liability partnership registered in England No. OC326721
 client



project

INTEGRA 61, BOWBURN

drawing

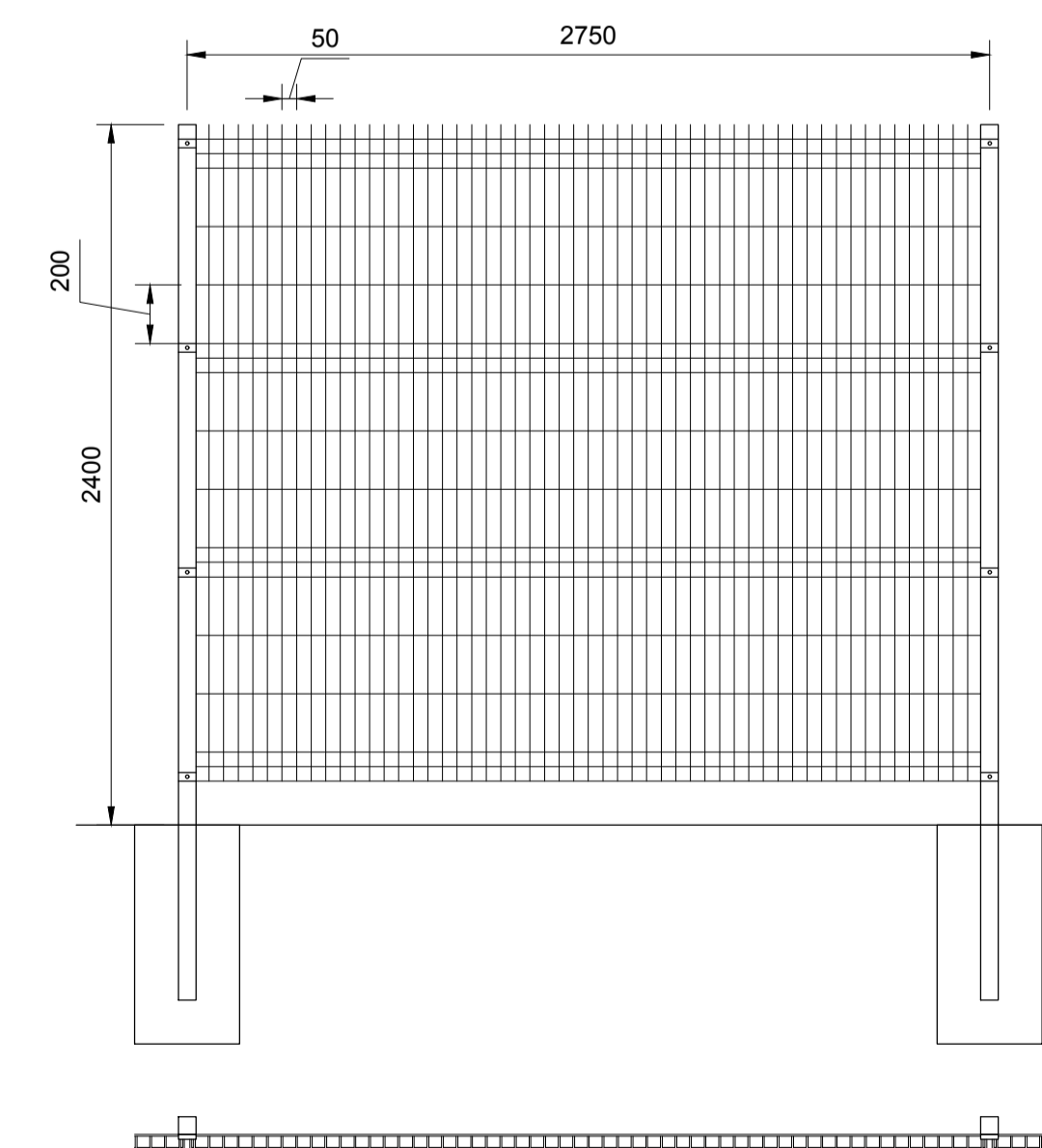
Fencing & Gate
 Layout Detail

scale 1:25/1000 @ A1 drawn SRA

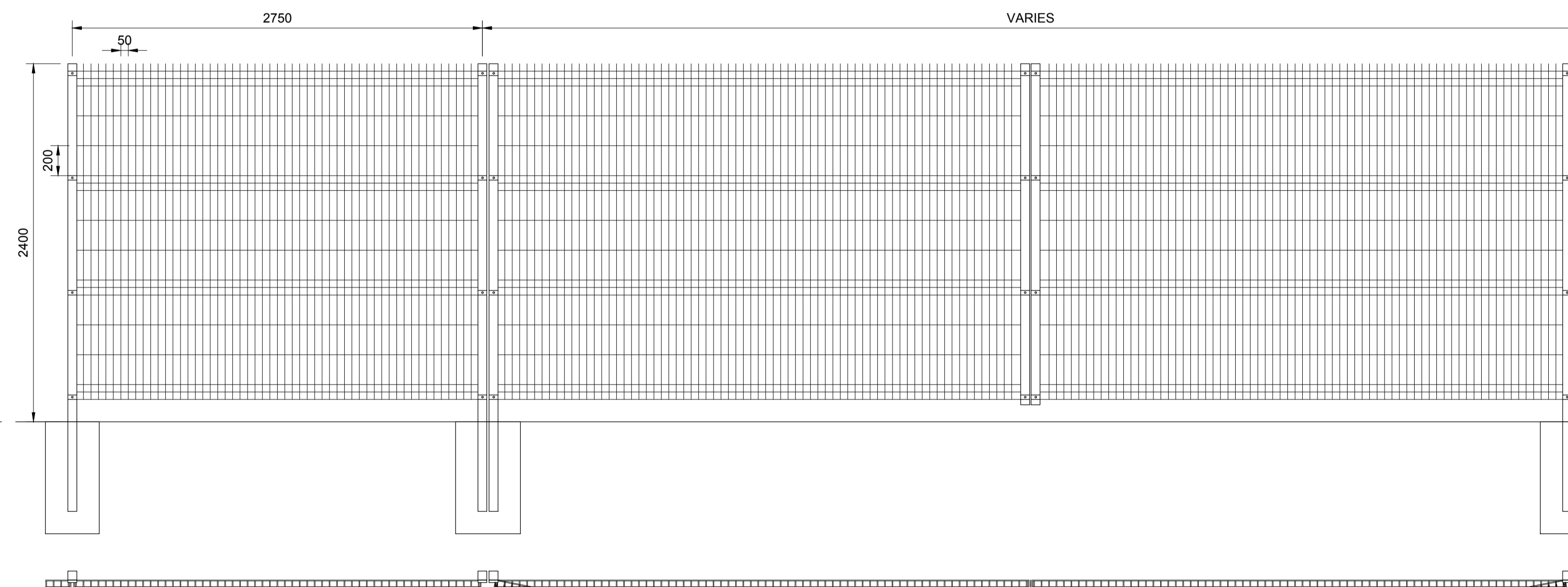
checked SPP date 01.12.22

no

7049 - 082 - A
 PLANNING

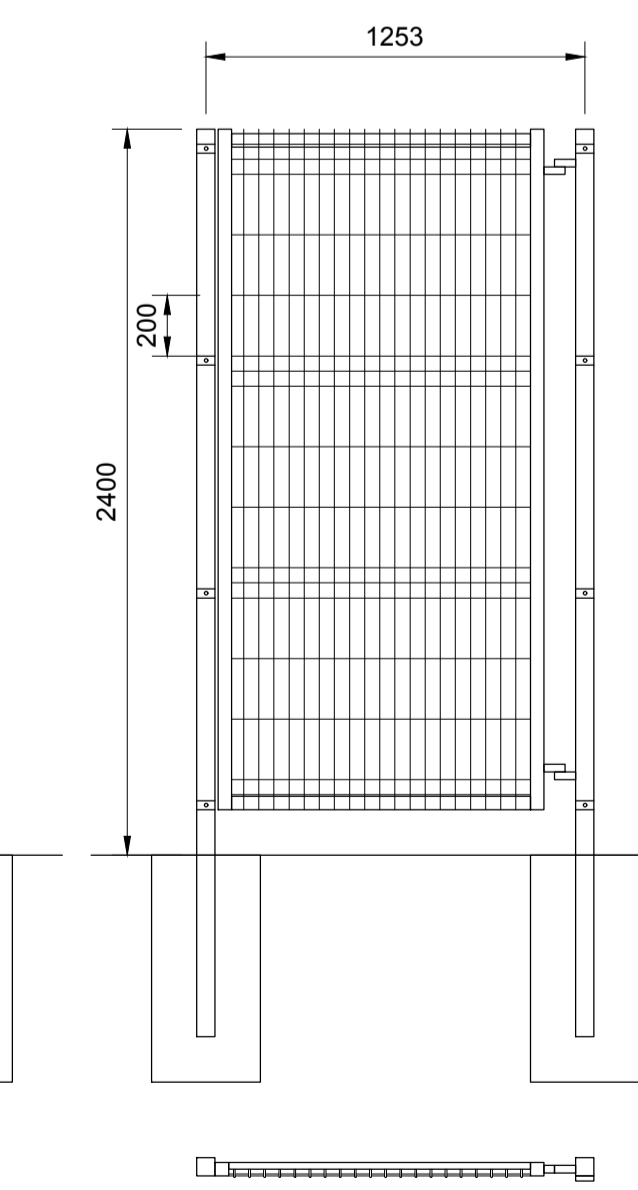


TYPICAL FENCE DETAIL - Scale 1:25
 2.4m Zaun Axiom Galvanised V-Pressed Polyester Powder Coated steel wire weld mesh fence gate - colour Dark Green (RAL 6009)



TYPICAL GATE DETAIL - Scale 1:25
 2.4m Zaun Axiom Galvanised V-Pressed Polyester Powder Coated steel wire weld mesh fence gate - colour Dark Green (RAL 6009)

- Pedestrian gates are single leaf 1.2m wide, width to suit, clad with Zaun Duo8 mesh (for strength), with slide latch. Gate to be supplied with rubber bump stop and 2No. suitable gate posts.
 - Vehicle access gates are double leaf, width to suit, clad with Zaun Duo 8 mesh, (for strength), with drop bolts and slide latch. Gate to be supplied with rubber bump stop and 2No. suitable gate posts.



TYPICAL GATE DETAIL - Scale 1:25