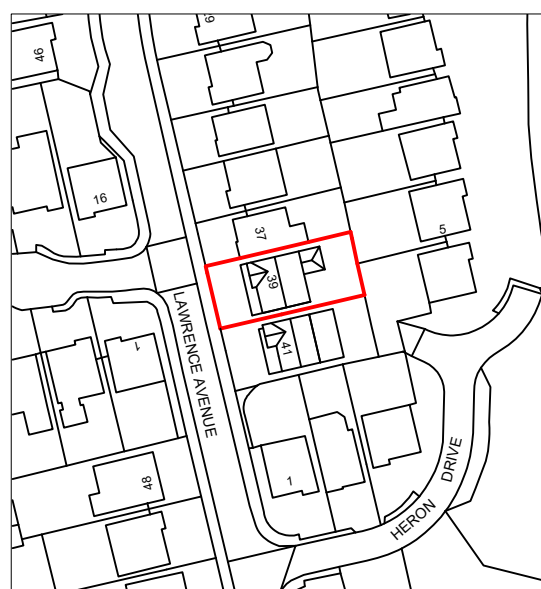




Notes

All drawings to be signed off by building control before the commencement of any works. If works commence on a Building Notice, the Builder/property owner commences works at their own risk and ELA Design (or its Officer's) cannot accept and liability whatsoever for these works carried out.



LOCATION PLAN

O/S licence number  
100060020

Rev	Date	Details	By
A	19/01/23	Revision A	CE

Project: Rear Extension

Drawing: Site Location Plan

Address: 39 Lawrence Ave,  
St Margarets, SG12 8JL

Drawing N°: ELA/17 Rev: A

A3 Scale: 1:1250 Drawn By: CE Job No: 2545 Date: 19/01/23

ELA Design  
Beechcroft  
Riverside Avenue  
Broxbourne  
Herts  
EN10 6RA  
www.ela-design.co.uk Tel:- 07979510821