

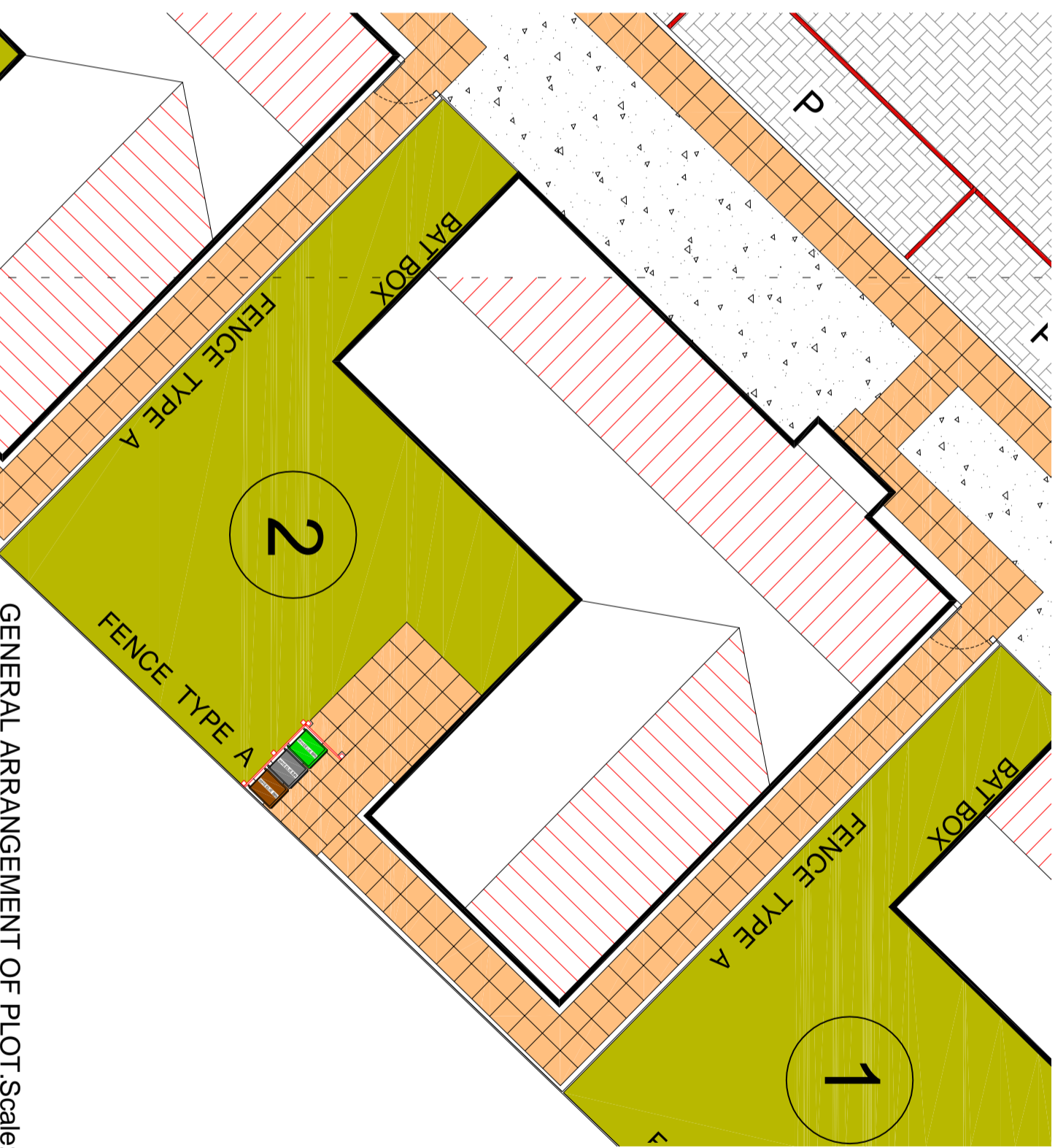
TCB  
LB

24

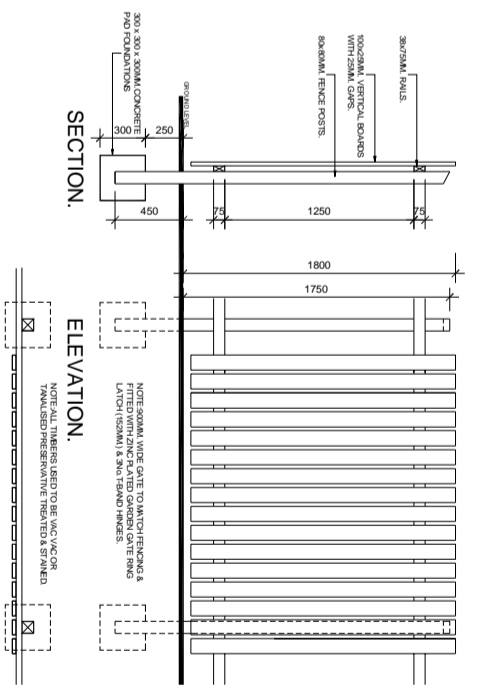
3

14

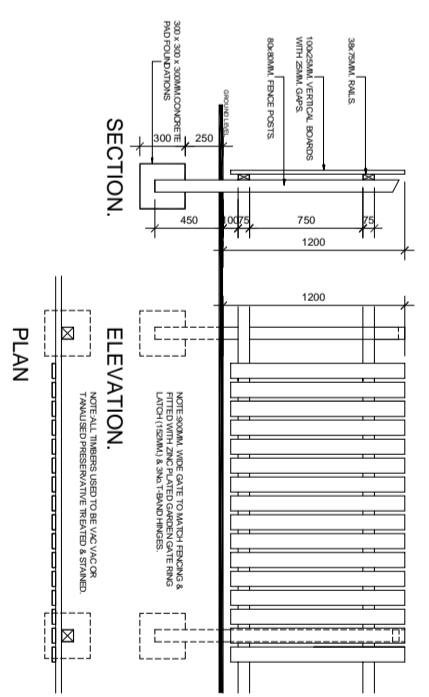
Bin Collection



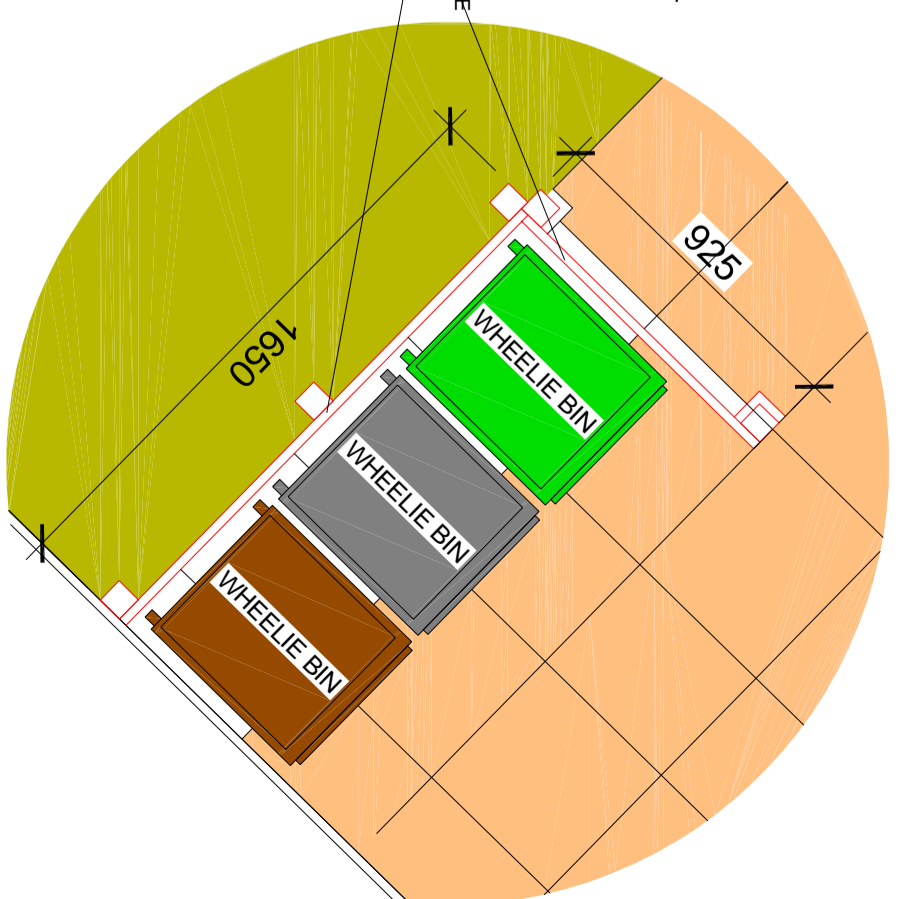
GENERAL ARRANGEMENT OF PLOT: Scale: 1:100



FENCE TYPE A 1800mm. HIGH PLOT BOUNDARY SCREEN FENCE.



FENCE TYPE B 1200mm. HIGH BIN STORE SCREEN FENCE.



GENERAL ARRANGEMENT OF BIN STORE ENCLOSURE. N.T.S. (TYPICAL ALL PLOTS)

**GENERAL NOTES:**  
THIS DRAWING IS TO BE READ IN CONJUNCTION WITH ALL WILTON ARCHITECTURAL SERVICES DRAWINGS FOR THE PROJECT.  
**ACCURACY OF DRAWINGS:**  
1/10 DIMENSIONS TO BE SCALED FROM THE DRAWING.  
3/10 DIMENSIONS TO BE CHECKED ON SITE.  
3/10 ANY DISCREPANCIES BETWEEN DRAWING & SPECIFIED INFORMATION TO BE NOTIFIED AT THE FIRST OPPORTUNITY.  
**DEMOLITIONS:**  
ALL STRIPPING OUT AND DEMOLITION WORKS ARE SUBJECT TO STRUCTURAL INVESTIGATIONS.

**EXTERNAL FINISHES LEGEND:-**  
Charcoal grey concrete pavers 80mm. in. Refer to MDESIGN Draw No. MD01664/0100 Rev A. for construction spec.  
Footpaths in Marshall's Utility Buff coloured paving slabs 450x450x32mm. or similar approved.  
Rear gardens to be laid with artificial grass in accordance with manufacturers' recommendations.  
Front gardens and areas shown hatched thus to be decorative coloured aggregate slate pebble chippings.

REVISION	DATE	SPECIFICATION

**WILTON ARCHITECTURAL SERVICES LIMITED**  
MCR 012022/0023  
012022/0023

**PROJECT:**  
PROPOSED HOUSING DEVELOPMENT ON LAND AT SHILDON WILTON COMPANY, REDWORTH ROAD DALE ROAD SHILDON D.L. 2.P.F. FOR MR. JOHN SEMOUR.  
**DRAWING TITLE:**  
PLOT ENCLOSURE BIN STORE DETAILS & EXTERNAL FINISHES.

DATE	SCALE	DRAWING STATUS
20/02/2023	1:250 1:100 A2	@A2

DRAWN	JOB NO.	DRAWING NO.	REV.
MCK	81/2023	81/2022/21	