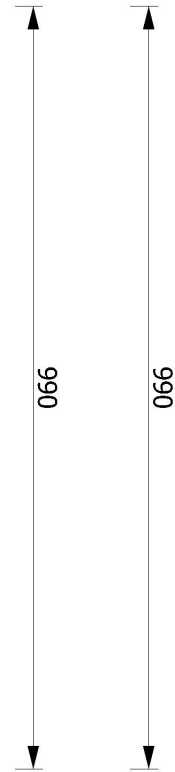


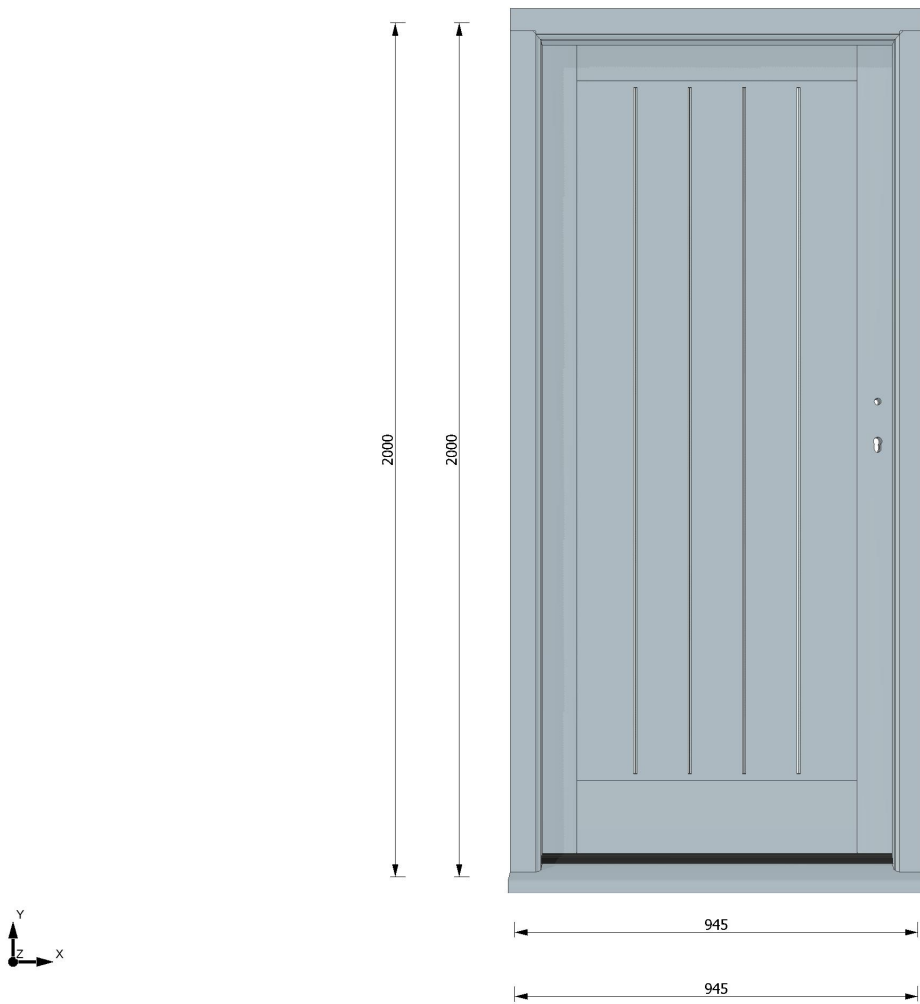
windows



Profile System: Slidnig Sash Double Glazed
 Material: Sapele; Tricoya; Utile;
 Glass: 4-16-4 (4mm Clear - 4mm Low-E -Argon Back 2 b bar) ;
 Moulding: Staff Bead; Parting Bead; Glazing Bead;

Signed Off: (Initial) _____

door1



Profile System: Doors
Material: Utile; Tricoya; Sapele;
Panel: Door Insulated Panel;
Moulding: TSY3;

Signed Off: (Initial) _____

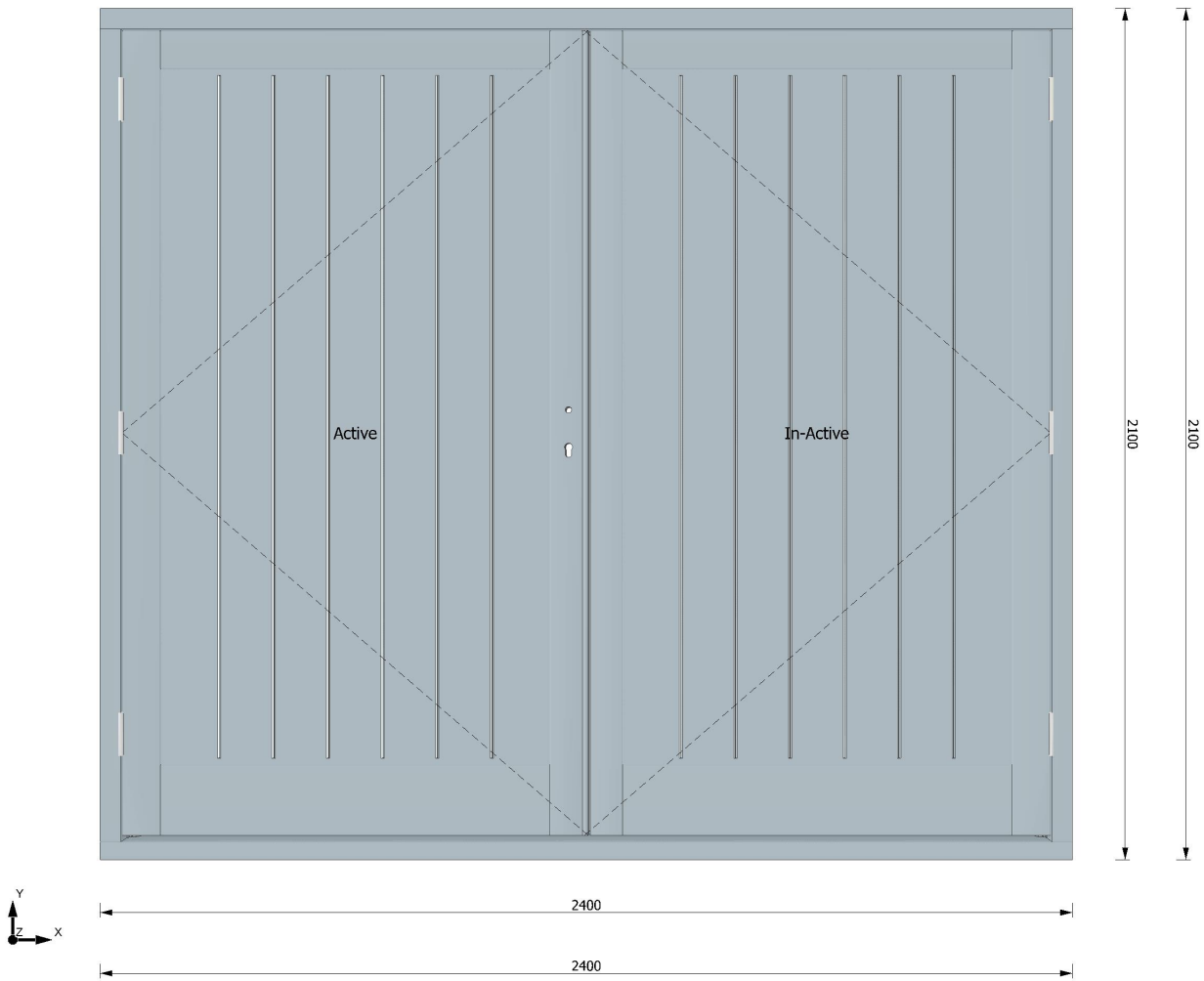
Door 2



Profile System: Doors
Material: Sapele; Tricoya; Utile;
Glass: 6.4-14-4 (6.4mm Lami - 4mm Tough Low-E -Argon) ;
Moulding: TSY3; Glazing Bead;

Signed Off: (Initial) _____

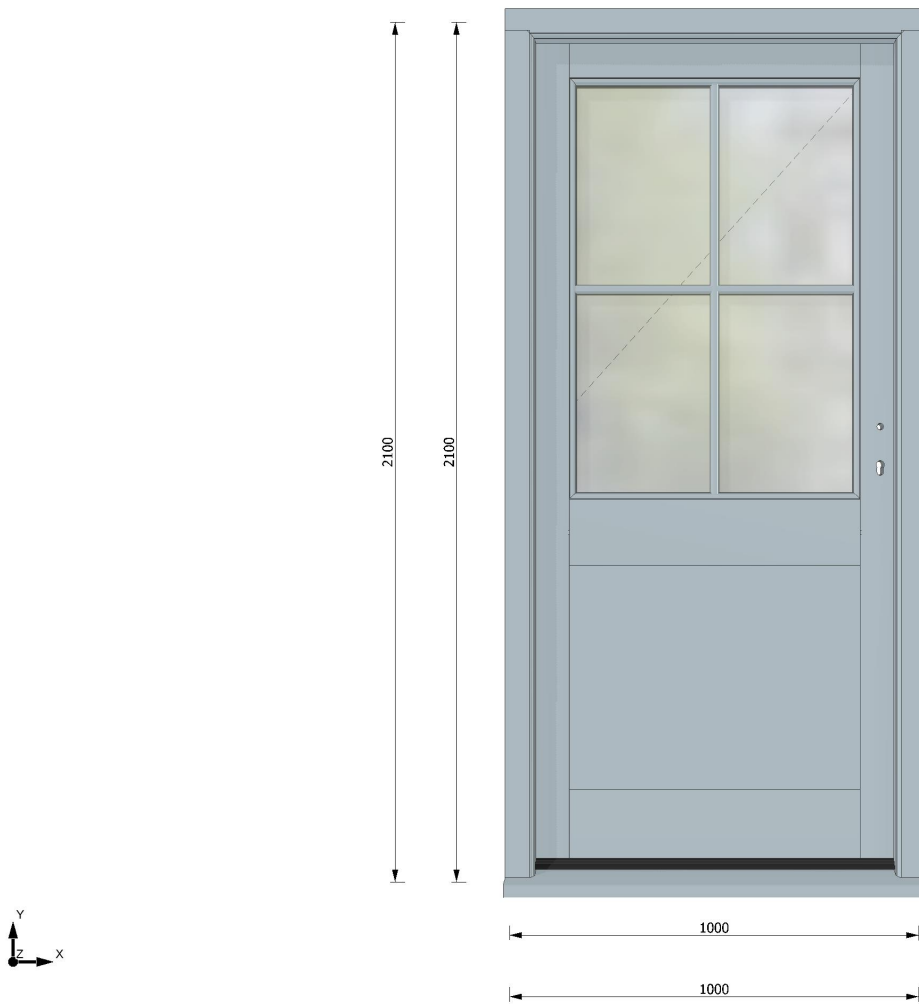
Garage doors



Profile System: Doors
Material: Sapele; Tricoya; Utile;
Panel: Door Insulated Panel;

Signed Off: (Initial) _____

Half glazed door



Profile System: Doors
Material: Sapele; Tricoya; Utile;
Glass: 4-16-4 (Not Set!) ;
Panel: Door Insulated Panel;
Moulding: Glazing Bead; TSX3;

Signed Off: (Initial) _____

window with boards



Profile System: Slidnig Sash Double Glazed
 Material: Sapele; Tricoya; Utile;
 Glass: 4-16-4 (4mm Clear - 4mm Low-E -Argon Back 2 b bar) ;
 Moulding: Staff Bead; Parting Bead; Glazing Bead;

Signed Off: (Initial) _____



Drawings:

ADDRESS: THE JOINERY SHOP, NEWSHAM GRANGE, GRETA BRIDGE, BARNARD CASTLE.

PHONE: 07725 301 343

Date: _____ Print Name: _____

Signature: _____

Note: Please remember to initial each drawing where indicated. (Thank You)