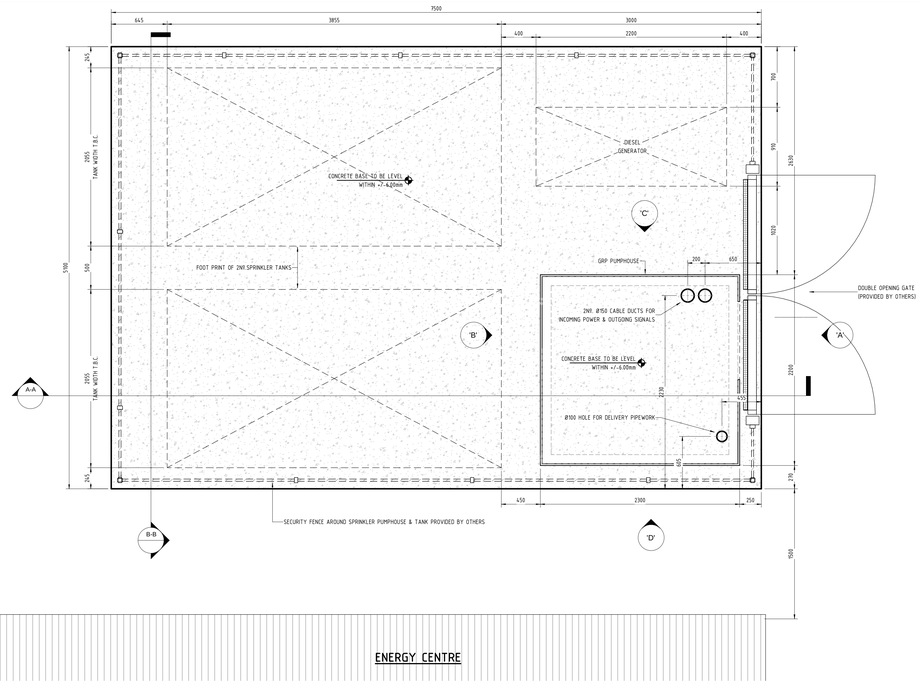

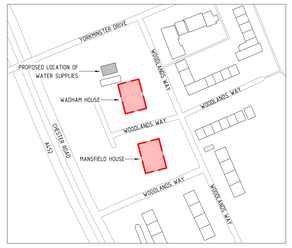

LOCATION PLAN
(SCALE:1 : 1500)



PUMPHOUSE & TANK BASE SECTION A-A
(SCALE: 1 : 25)

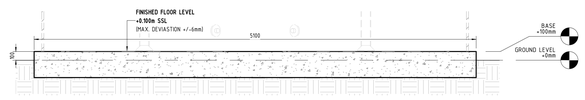

PUMPHOUSE & TANK BASE SECTION B-B
(SCALE: 1 : 25)

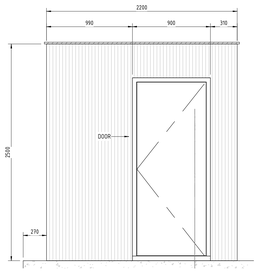

GRP ELEVATION 'A'
(SCALE: 1 : 25)

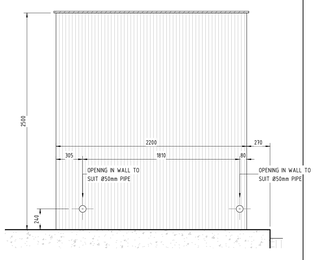

GRP ELEVATION 'B'
(SCALE: 1 : 25)



GRP ELEVATION 'C'
(SCALE: 1 : 25)

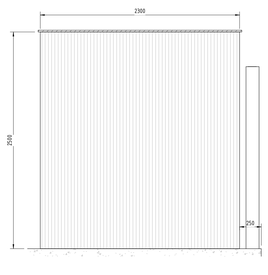

GRP ELEVATION 'D'
(SCALE: 1 : 25)

THE COPYRIGHT IN THIS DRAWING IS THE PROPERTY OF HALL & KAY.
IT MUST NOT BE REPRODUCED NOR AMENDED NOR USED FOR THE EXECUTION OF ANY WORKS WHETHER IN CONNECTION WITH THE PROPOSED SCHEME OR OTHERWISE WITHOUT THE OTHERWISE WITHOUT THE EXPRESS CONSENT IN WRITING OF HALL & KAY.

ALL SPRINKLER HEADS TO BE FITTED 90° (PERPENDICULAR) TO ROOF / CEILING
ALL SPRINKLER HEADS MUST BE FITTED WITH MANUFACTURERS SPRINKLER SPANNER

SPRINKLER HEADS, NOZZLES AND CONTROLS MUST NOT BE PAINTED.
HALL & KAY FIRE ENGINEERING WILL NOT ACCEPT ANY RESPONSIBILITY FOR DAMAGE CAUSED BY FROST. CLIENTS SHOULD TAKE ADEQUATE PRECAUTIONS AGAINST THE WATER IN THE PIPEWORK ABOVE AND BELOW CONTROL VALVES FREEZING DURING SEVERE WEATHER

PIPE WORK COMMISSIONING TESTS TO COMPLY WITH BS 9251 : 2021

SERVICES TO BE PROVIDED BY CLIENTS UNLESS OTHERWISE STATED.
ALL BUILDERSWORK, HOLES THROUGH WALLS, FLOORS, SLEEVING, FIRE STOPPING, THRUST BLOCKS, TRENCHES, GROUTING & MAKING GOOD.

CONSTRUCTION DESIGN NOTES:

ENCLOURE FOUNDATIONS

1. CLIENT TO ENSURE FOUNDATION EDGE REBATE IS CAST AS INDICATED TO PROTECT AGAINST INGRESS OF WATER.
2. FOUNDATION DEPTH AND CONCRETE SPECIFICATION TO BE CALCULATED BY OTHERS.
3. FINISHED FLOOR LEVEL SHOULD BE FINISHED TO A SMOOTH FLOATED UN-INTERUPTED SURFACE.
4. DRAINAGE SYSTEM / GULLY DESIGN BY OTHERS
5. FINISHED FLOOR SLOPE TO DRAIN TO BE DESIGNED BY OTHERS IF REQUIRED.
6. BASE TO BE LEVEL WITHIN +/- 10mm MAXMIUM
7. FOUNDATION DESIGN AND CONCRETE SPECIFICATION SUBJECT TO DETAIL DESIGN AND SPECIFCATION (BS 8110 OR HIGHER) BY CIVIL ENGINEERS TO SUIT SITE CONDITIONS. THIS DRAWING IS A GUIDE ONLY.

TANK FOUNDATIONS

1. CLIENT TO ENSURE BASE IS CAPABLE OF SUPPORTING A VERTICAL LOAD OF **23.9KN/m²** IS LEVEL TO WITHIN +/-6mm WITH A SMOOTH FLOAT FINISH. (APPROX. TANK WEIGHT IS 19 TONNES)
2. THE TANK HILTI PCD TOLERANCE IS +/- 10mm
3. THE TANK HILTI SPACING TOLERANCE IS +/- 15mm
4. CONCRETE TO BE IN ACCORDANCE WITH BS 8110 AS MINIMUM TECHNICAL SPECIFICATION TO BE CONFIRMED BY OTHERS.
5. HARDCORE TO BE COMPACTED IN 150mm TO 200mm THICK LAYERS TO APPROXIMATELY 97% PROTECTOR THICKNESS TO SUIT SITE CONDITIONS. (CIVIL DESIGN BY OTHERS).
6. REINFORCING MESH TO BE IN ACCORDANCE WITH A193.
7. FOUNDATION DESIGN AND CONCRETE SPECIFICATION SUBJECT TO DETAIL DESIGN AND SPECIFCATION (BS 8110 OR HIGHER) BY CIVIL ENGINEERS TO SUIT SITE CONDITIONS. THIS DRAWING IS A GUIDE ONLY.

DRAWING REVISIONS

REV	REVISION DESCRIPTION	DRAWN	APPROVED	DATE
P01	PRELIMINARY ISSUE FOR COMMENTS	NM	IC	18.02.22

REFERENCE DRAWINGS:

BLOCK CONSTRUCTION TYPE:

BRYANT - BISON 280
FOR WADHAM & MANSFIELD HOUSE

H&K
Hall & Kay Fire Engineering

BIRMINGHAM ■
Sterling Park
Claypgate lane
Woodgate Valley
Birmingham, B32 3BU
Tel: 0121 421 3311
Email:
birmingham@hkfire.co.uk

MANCHESTER □
10 Oak Court, First Floor
Clifton Business Park
Wynne Avenue, Clifton
Manchester, M27 8FF
Tel: 0161 872 7316
Email:
manchester@hkfire.co.uk

ASCOT □
Unit E
Silwood Park
Ascot
Berkshire, SL5 7PW
Tel: 01344 203 800
Email: ascot@hkfire.co.uk

CLIENT: DODD GROUP

PROJECT: SOLIHULL HOUSING SCHEME - PHASE 4

DRAWING TITLE: SPRINKLER PUMPHOUSE & TANK BUILDERSWORK DETAILS - WADHAM HOUSE

DRAWN BY: N.M.	**DATE:** 18.03.2022	**STATUS:** PRELIMINARY
APPROVED BY: I.C.	**SCALE:** 1:25	**SUITABILITY:** BA0324
DRAWING Nº: 0297-HAK-ZZ-GF-DR-X-4262		**REVISION:** P01