

No 54

No 53

No 52

No 54

No 53

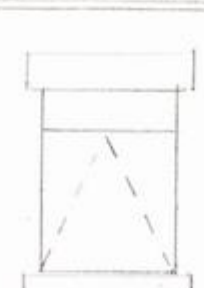
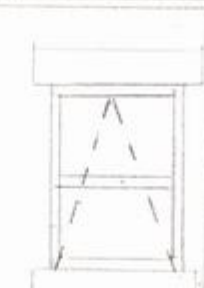
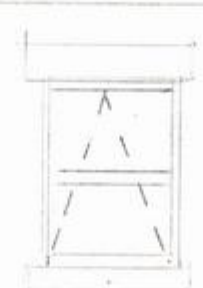
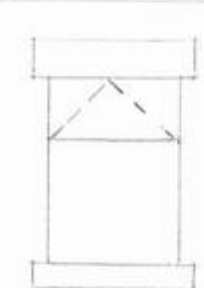
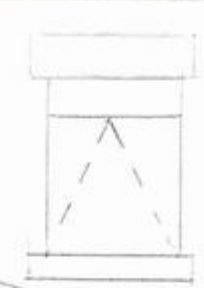
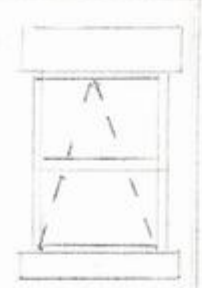
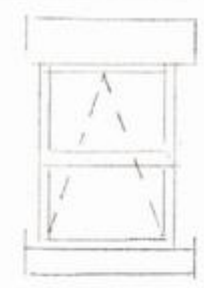
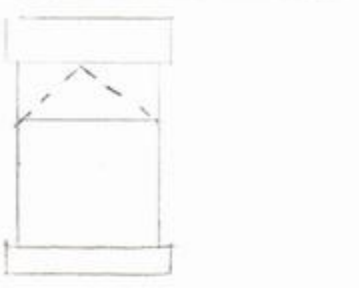
No 52

EXISTING VIEW FROM NO 54

EXISTING VIEW FROM NO 52

PROPOSED VIEW FROM NO 54

PROPOSED VIEW FROM NO 52 (AS EXISTING)



VIEW A1 →

VIEW A2 →

VIEW B1 EXTENSION ←

VIEW B2 ←

STONE SHED.

STONE SHED

2x NEW WINDOWS

EXTENSION

EXTENSION

EXTENSION

STONE SHED.

EXISTING REAR VIEW NOS 54/53/52

REAR VIEW NOS 54/PROPOSED EXTENSION NO 53/NO 52

EXISTING SIDE VIEW NOS 54/53/52

SIDE VIEWS NO 54/PROPOSED 53/NO 52

No 54

KITCHEN

EXTENSIVE DOOR NO 53

No 52

No 54

No 53

EXISTING EXTERNAL DOOR

No 52

OPEN AREA TO GROUND LEVEL

SEPARATING WALL 1850 HIGH  
3550

ALL OPEN TO GROUND LEVEL

5350

6850

2150 HIGH-SHED

3200

SLOPING DOWN

2340 HIGH AT THIS POINT  
STONE SHED.

EXTENSION

2350

1500

3000

EXTENSION

STONE SHED

5350

STONE ROW

1000 HIGH WALL AROUND

5350

PAVED AREA

1000

No 54

No 53

No 52

8500

1500

PROPOSED EXTENSION AREA 5350

6850

BACK STONE ROW

PROPOSED KITCHEN EXTENSION FOR  
MIS. RAINWATER  
S3 STONE ROW  
GRANITE JUBIL  
D42 3NB.

TILED ROOF INCORPORATING RANDOM STONE TO MATCH EXISTING TERRACED HOUSES.  
DRAWING SHOWING - EXISTING + PROPOSED ELEVATIONS INCLUDING PLAN VIEWS  
SCALES - MAIN DRAWING 1:50  
SHEET PLAN 1:200

