





Land Contamination Overview for small (1-2 dwellings) residential developments on existing residential land or greenfield sites. (January 2018)



Minimum for Web Based Environmental Check to be submitted with this form.

The Environmental Report submitted with this application should include as a minimum of all the following information and not predate the application by more than 12 months.

- 250m search radius around the development site
- Historical land uses
- Landfill and Mineral sites
- Sensitive Land Uses
- Recorded Pollution Incidents

 Full site address:

Marsh Cottage, The Marsh,
Wortham, Diss, Suffolk
Post Code: IP22 1PN



 Development Proposal (as on 1App form):

Erection of replacement dwelling (following demolition of existing dwelling)

 **Description of Proposed Development:**

Demolition of a single existing dwelling & erection of a single replacement dwelling.





 **Previous Assessments of the site**

Please provide details of any previous land contamination assessments that may have been undertaken at the site. If such reports exist, then could these be appended to this form. If none, please state **NONE**.

NONE

 **Commentary on accompanying Web based Environmental check**

Please provide your own synopsis of the findings of the web based environmental check that accompanies this form.

 **Other details:**


Please use this space to include any other information that you feel is relevant to assist with the assessment of risk at the development site. If none, then please state NONE.

NONE

 **Contact Details:**

Our Environmental Protection Team may wish to visit the site as part of the planning process prior to making their recommendation to the Development Management Team. Please provide contact details for the best person to arrange such visits.

Name : Ashley Broughton


Telephone Number: 

Mobile Number:

e-mail: 

Agent

 **Declaration:**

By signing below you are declaring that to the best of your knowledge, information and belief the information you have been given is correct. I confirm that I have answered all sections marked with 

I confirm that this form is for a residential development of 1-2 dwellings on greenfield/garden site

I confirm that I have submitted the required web based environmental check alongside this form

Signed : Ashley Broughton

Name (PRINT): Ashley Broughton

Date : 05/01/23

Address: 

INFORMATIVE

All sections of this form need to be completed *prior* to submission alongside the planning application.

This form is only appropriate for 1-2 dwellings on either previous undeveloped land or garden plots. This form should not be used for developments larger than 2 dwellings or for where sites have a former industrial use- for larger developments or previously industrial sites we require a Phase I investigation to be submitted that has been undertaken in accordance with BS10175 and CLR11.

This form, and associated Web based Environmental Search, should be submitted to the Development Management Team directly. Under no circumstances should this be sent directly to the Environmental Protection Team.

If this form is used for larger developments, then this may result in the application being recommended for refusal until the correct information is submitted.

INTERNAL USE ONLY:

Please check the following before validating the application and consulting the Environmental Protection Team

The application is for no more than two dwellings on a Greenfield/Garden site.

The form has been completed in its entirety

The applicant has submitted an appropriate web based environmental check and is dated within 12 months

The declaration has been signed and dated in the past 12 months

