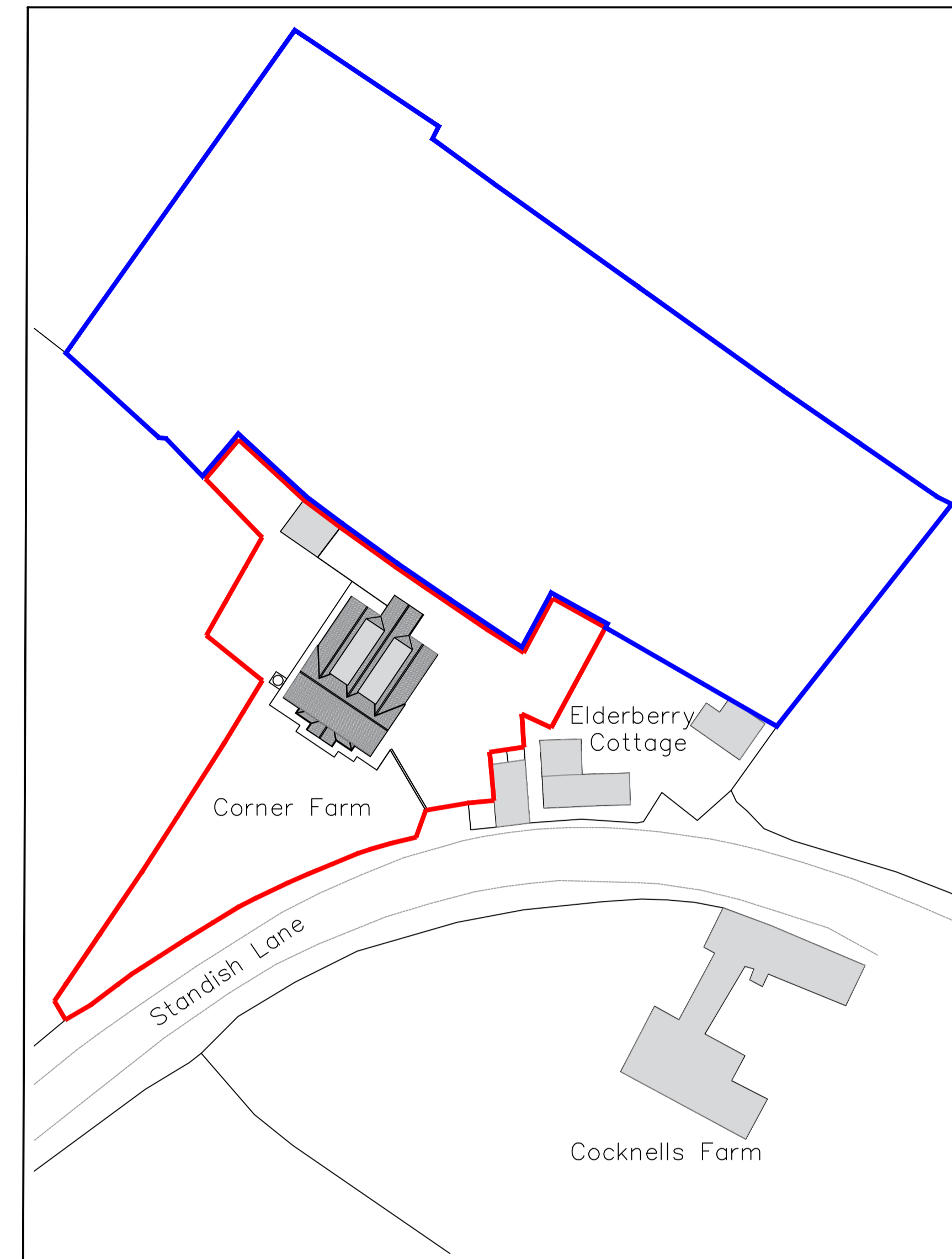
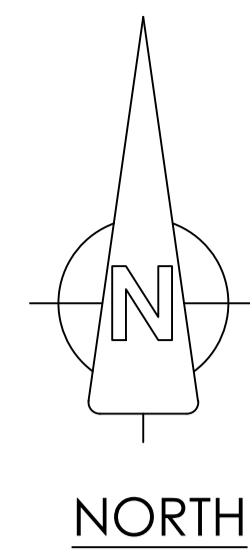


PROPOSED SITE PLAN 1:100




PROPOSED BLOCK PLAN 1:500

• NOTES

1. Refer to:

ORIGINAL DRAWING SIZE A1

1.2m @ 1:20      3.0m @ 1:50  
 6.0m @ 1:100    12.0m @ 1:200  
 30.0m @ 1:500    75.0m @ 1:1250



SCALE BAR

Issue	Details	By	Date

• CLIENT  
 Mr. & Mrs. Sharpe

• JOB LOCATION  
 Corner Farm, Standish Lane.  
 Gloucester, GL2 7LZ

• TITLE  
 PROPOSED ALTERATIONS  
 Proposed Block & Site Plans

All dimensions to be checked on site  
 This drawing is COPYRIGHT

**MDHP**   
 Consulting Civil & Structural Engineers  
 52 High Street Stonehouse Glos GL10 2NA  
 Telephone: 01453 824551  
 email: consult@mdhp.co.uk  
 website: www.mdhp.co.uk

• DRAWN	ac	• SCALE	1:100, 1:500
• DATE	Jan. 23		

• DRAWING No.  
 21799/5B