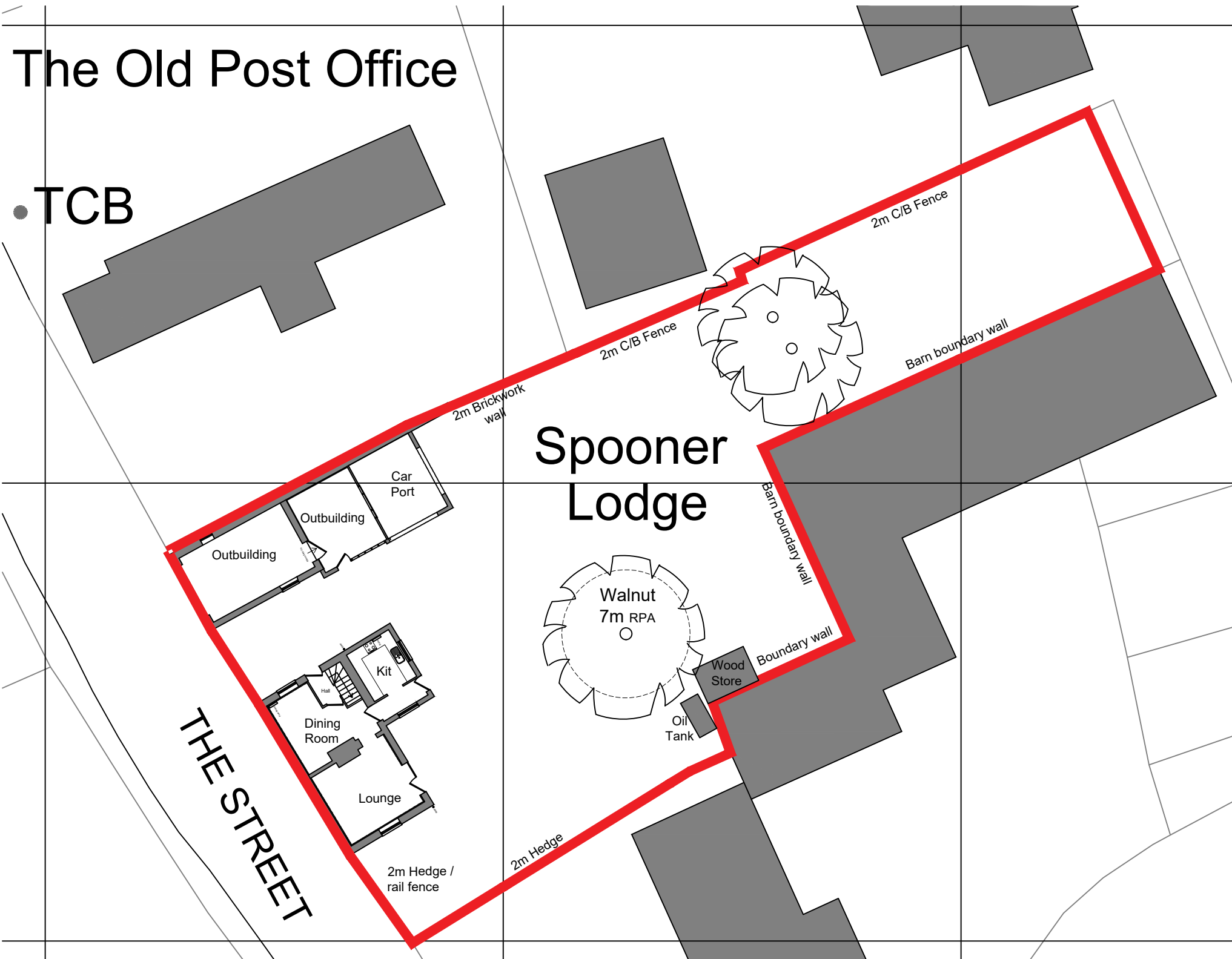


The Old Post Office

• TCB



Existing site plan
1:250

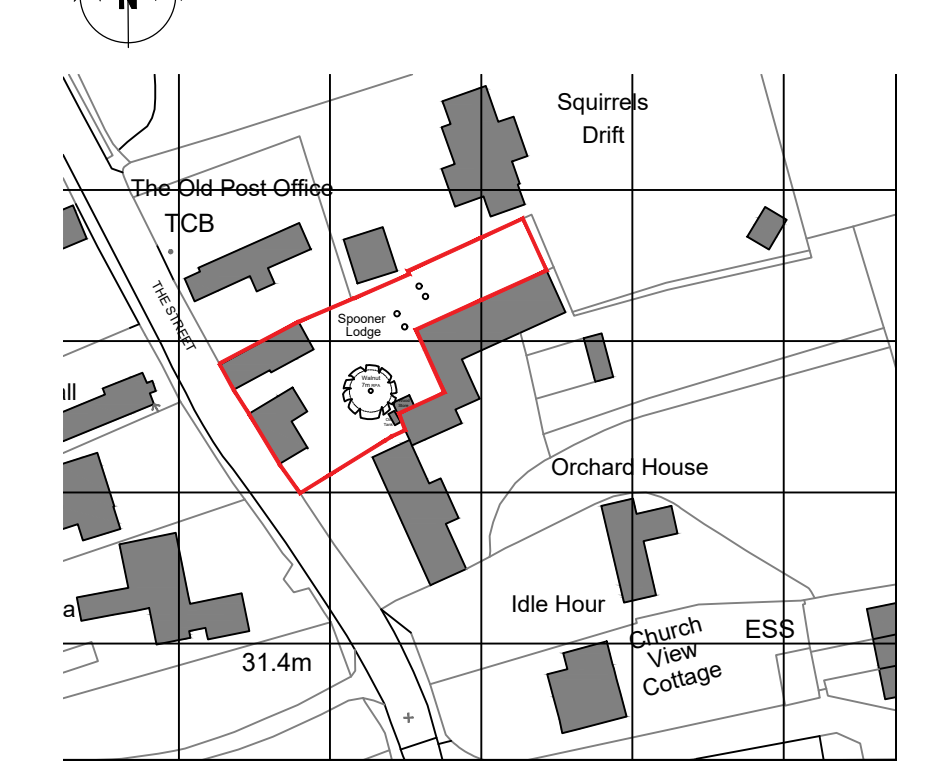
CDM 2015
© Crown copyright and database rights 2018.
The Construction (Design and Management) Regulations 2015 (CDM 2015) makes a distinction between domestic and commercial clients and outlines the duties you, as client, have under Health and Safety Law (HSE).

Do not scale from this drawing electronically or manually, use written dimensions only.
All dimensions are in millimeters unless stated otherwise.

This drawing is produced for use in this project only and may not be used for any other purpose. LA Robinson Architectural Services Ltd accept no liability for the use of this drawing other than the purpose for which it was intended in connection with this project.

This drawing may not be reproduced in any form without prior written agreement from LA Robinson Architectural Services Ltd. All dimensions are to be checked on site and L A Robinson Ltd informed of any discrepancies.

Registered in England and Wales Number: 11073088
Registered Office: 20 Southview, School Lane, Surlingham, Norwich NR14 7DH.




Location plan
1:1250

© Crown copyright 2019 Ordnance Survey 100053143
Cadastral data is subject to Crown copyright and is reproduced with permission of HM Land Registry.

LA Robinson
Architectural Services Ltd

20 Southview
School Lane
Surlingham
Norwich
Norfolk
NR14 7DH
louise@larobinson.co.uk



Address: Spooner Lodge
The Street
Bramerton
NR14 7DW

A3	Client: Mr R Sutherland		
	Project: Rear extension and thermal improvements to the existing building. Conversion of Outbuildings into private accommodation.		
Title: Location plan & Existing site plan			
	Job No: 241	Drg No:	Rev:
SCALE	1:1250 1:250		001
DATE	March 2023		