








Method Statement

Ref No. PDM/WF2

Site Address:	Wadacre Farm, Chapel Lane, Melling, Liverpool, L31 1ED						
Task / Activity:	Machine demolition						
Personnel:	Name			Trade			
	Mark Bell						
	Graham Pape						
	Chris Hawkins						
Chris Pirie							
Plant/Tools Required:	Hyundai 220LC excavator with grab attachment						
Materials Required:							
Other Equipment:	Skips for waste material						
Specific Hazards:	Refer to Risk Assessments						
Temporary Supports or Props Required:							
Hazardous Substances: Applicable:	Acute Toxicity	Toxicity	Corrosive	Gases	Oxidising	Flammable	Respiratory Sensitising
							
	No	No	No	No	No	No	No
PPE Required:	Safety Boots	Hard Hats	Safety Gloves	Hearing Protection	Respiratory Protection	Eye Protection	Other:
	√	√	√				
Emergency Procedures:	DIAL 999, STATING LOCATION AND NATURE OF ASSISTANCE REQUIRED						
First Aid Facilities:	Name of First Aider:			Mark Bell			
	Location of First Aid Box:			A box in every vehicle			
	Location of Nearest Hospital:			Aintree University Hospital			
Other Information / Comments, or Amendments:							

Method of Work

While on site all operatives will wear PPE consisting of safety helmets, safety boots, hi-vis jackets, with glasses, ear defenders and gloves when required.

Ear protection must **always** be used in noisy conditions or when using tools/machinery.

The fencing and welfare unit will be delivered to site

COVID-19 regulations are to be adhered to at all times

Operatives will erect the fencing where required to secure the site.

The work involved in this safe system is to demolish, by excavator with grab attachment, all the buildings identified within the plot

Dust suppression will be used during the demolition procedure.

Noise will be kept to a minimum, all machines are new and run within acceptable noise levels. There will be no noisy work outside normal working hours. These are 07.00 to 17.00 hrs Monday to Friday, 08.00 to 13.00hrs Saturday. There will be no work on a Sunday.

1. All operatives to site will receive an induction on their initial visit.
2. The excavator will be delivered to site using the low loader
3. Skips will be brought to site and positioned close to the work area.
4. Once the soft strip has taken place, the machine demolition can commence.
5. Commencing at the front of the site, the first house will be carefully taken down starting with the roof and roof timbers.
6. Work will continue through the building towards the rear, reducing the building to ground level.
7. All debris will be segregated into the appropriate skip as it is brought down from the building
8. Wood, metal etc are to be kept separate
9. The hardcore will be stockpiled in an area to be agreed on site.
10. Dust suppression will be on site and used to keep the dust nuisance to a minimum.
11. The building foundations are to be grubbed up to a depth not exceeding 1mtr.
12. The concrete paths and hard-standings are to be grubbed up as the work progresses across the site.
13. Work will then move to the second dwelling, this will be carefully taken down in the same manner, along with the associated garage and outbuildings
14. All debris and demolition material is to be placed into skips, then the skips will be removed from site for recycling.
15. Work will then move to the outbuildings and kennels
16. These will have previously been stripped out and the kennels removed

17. The asbestos sheeting will have been previously removed
18. The excavator, with grab attachment, will then proceed to take down all the buildings down
19. Again all materials are to be segregated as they are taken down
20. Footings are to be grubbed up to a depth not exceeding 1mtr
21. The whole area is to be left 300mm below finished floor level
22. The hardcore is to be crushed to 6f2 (see SSOW 4) and left stockpiled on site in an area to be agreed
23. When all the buildings are removed the site is to be left clean and tidy
24. The site is to be left fully secured using heras type fencing
25. The site is to be left clean and tidy

Never work unsafely. If unsure of any action, stop and seek assistance

Under no circumstances must anyone enter the building once machine demolition has commenced

All work will be undertaken by qualified competent persons with experience of the type of work described above, and in all cases, in full accordance with safety procedures specified in the company's Health and Safety Policy.

Signed: 

Date: 8th March 2023