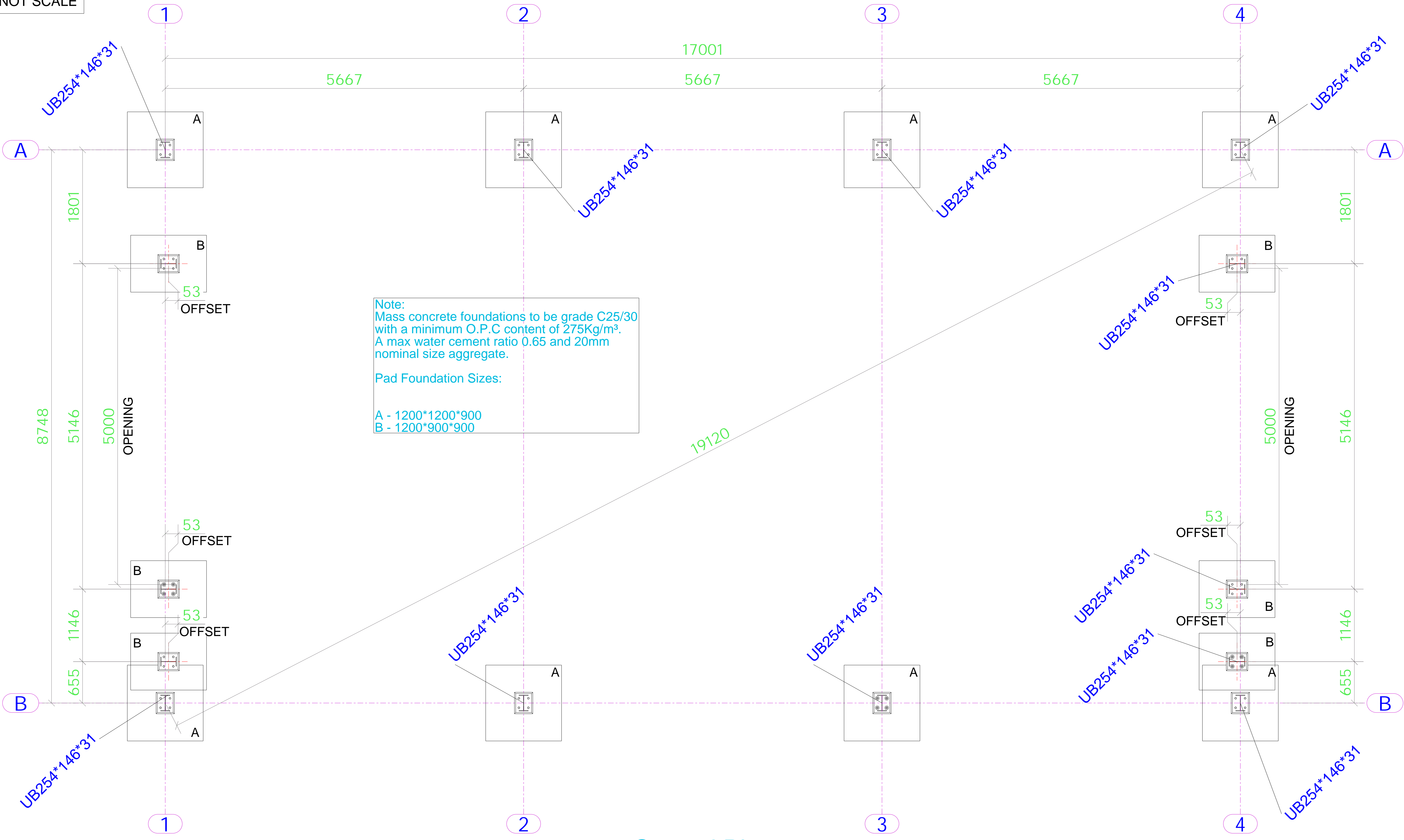


DO NOT SCALE



Ground Plan  
Scale 1 : 30 @ A0

**NOTES:**

Foundation design allows for a safe ground bearing capacity of 150kN/sqm. Steelwork shotblast to BS SA 2.5 Painted 75 microns Zinc Phosphate High Primer - Colour 18-E-53 ( BLUE )

The entire footprint of the building and a further 3.5m clear working area must be provided to the building for the duration of the erecting works. The ground must be suitably prepared with stone to provide a firm, level and smooth operating surface. It is advisable to lay a geotextile membrane below the stone to prevent sinkage. This must be done to prevent un-safe plant operations.

All concrete and plant supplied and installed by customer.

Prior to commencement of erection, holding down bolts must have the cones used while installing the holding down bolts completely removed. Shufflebottom Ltd. will not remove the cones.

Holding down bolts must be grouted by others after hand-over/completion of steel erection.

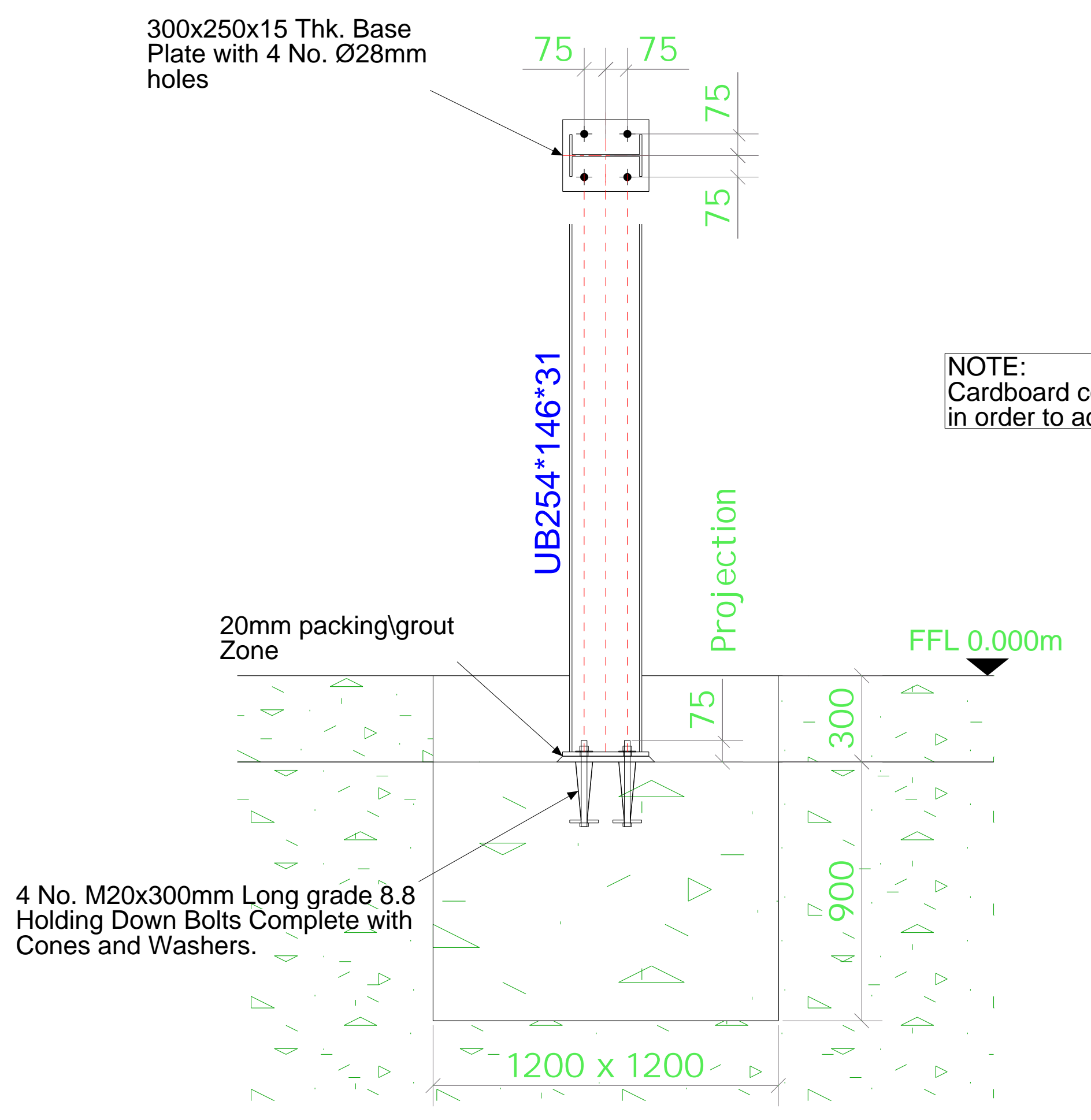
Shufflebottom Ltd. will not work within 2m of any materials containing asbestos or other site hazards. If you are unsure of the materials within a 2m distance of any point of work of the new build you should undertake a survey. In the event Shufflebottom Ltd. suspect material containing asbestos is present or other site hazards are present, we will undertake our works in so far as possible up to the 2m radius and others must complete at no expense to Shufflebottom Ltd.

The supply of materials and the construction will be undertaken in accordance with BS5502/ BS5950/ EN1090:2 (whichever applies on the confirmation/ order). All tolerances, permitted deviations, manufacturers manuals and specifications of all products and services as stated and referred to within the applicable documentation will prevail.

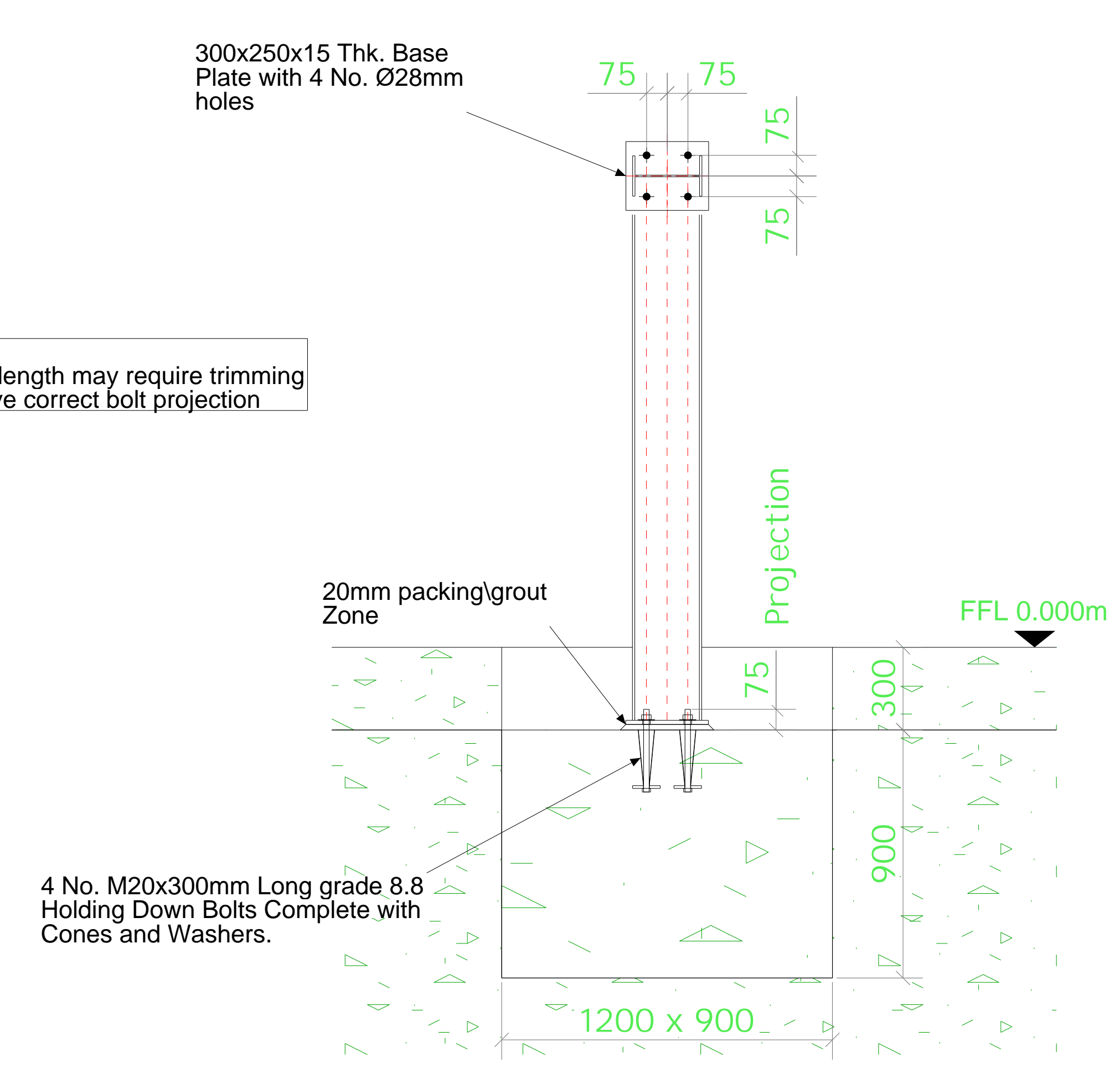
All dimensions are from centre to centre of steelwork on foundation plan unless noted otherwise. Except in the case of angles and channels where dimensions are taken from the outside face of the angle and channel.

This is how we have interpreted your requirements. If this is incorrect can you please notify us verbally or in writing within 7 days of receiving your drawing.

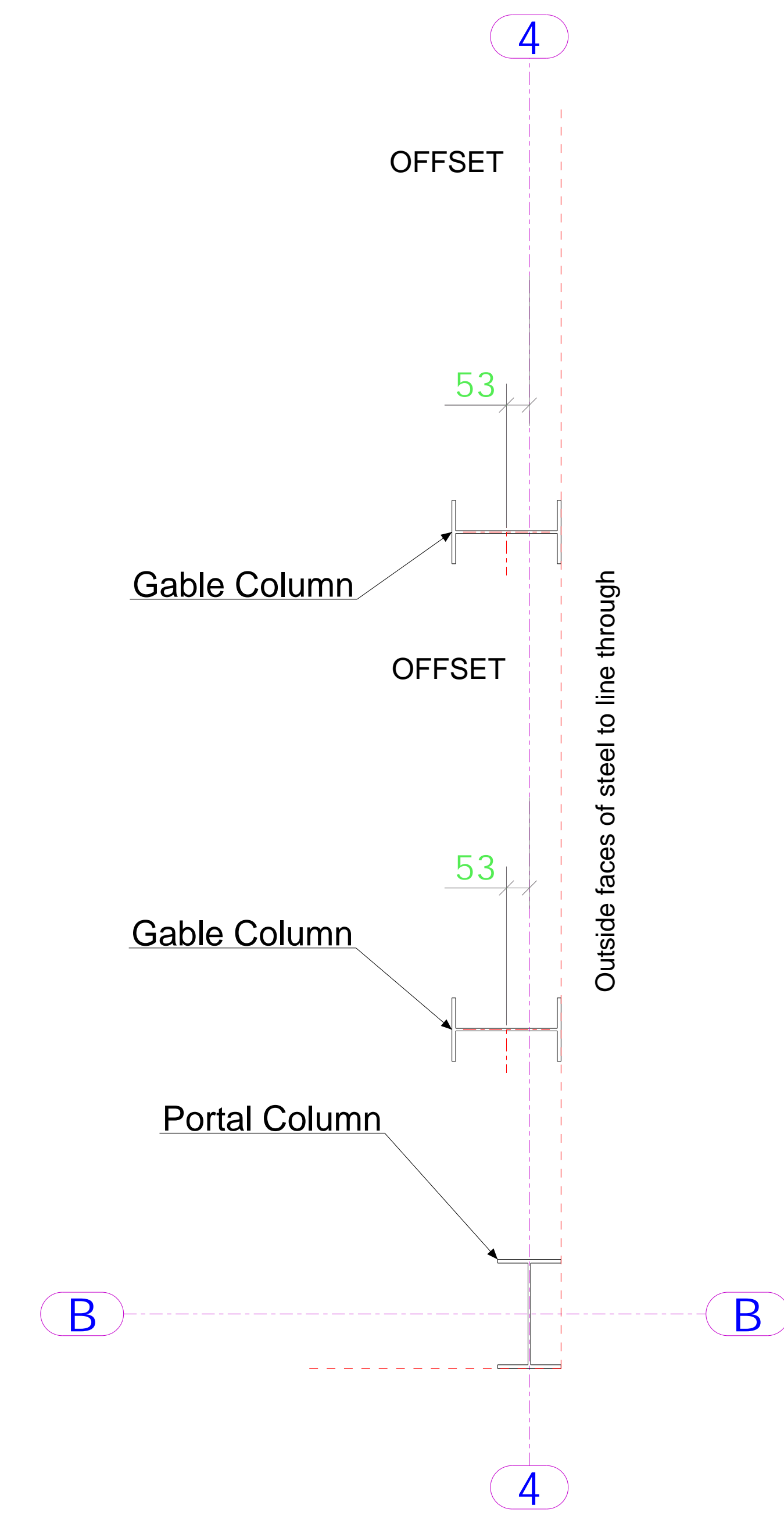
I CONFIRM THAT (IF APPLICABLE) THE FINISHED FLOOR LEVEL AS SHOWN ON THIS PLAN IS POSITIONED CORRECTLY.  
SIGNED..... DATE.....



Foundation Detail for  
UB 254\*146\*31 Columns  
( 8 No. Thus )  
( Scale 1 : 15 @ A0 )



Foundation Detail for  
UB 254\*146\*31 Columns  
( 6 No. Thus )  
( Scale 1 : 15 @ A0 )



Gable Column offset along Grid Line 4  
( Opposite hand along Grid Line 1 )  
( Scale 1 : 15 @ A0 )

REV MARK	REVISION DESCRIPTION	REVISION DATE
	Shufflebottom Ltd Cross Hands Business Park Cross Hands Llanelli, Carmarthenshire SA14 6RE - Tel: 01269 831831	
DRAWING TITLE	Ground Plan	
CONTRACT	STOW MARKET SKIPS	
MODELLED BY	EPKO	ISSUE DATE
CONTRACT NO	K14222	SCALE 1:10 1:15 1:30
DRAWING No	GP01	REVISION No.

FOR APPROVAL