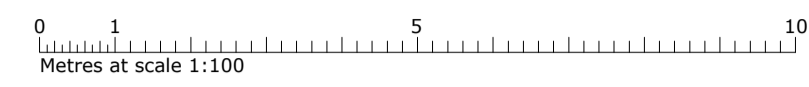


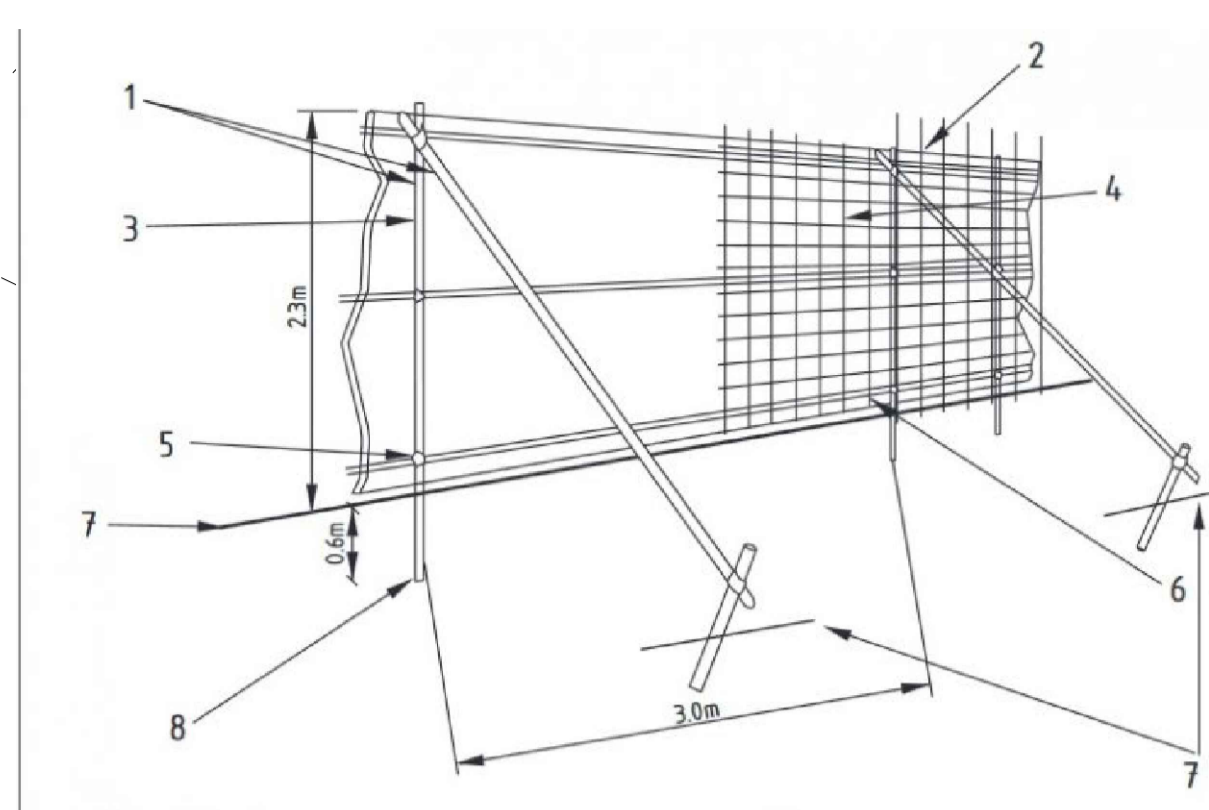
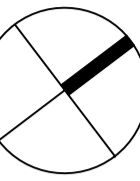
Sketch proposals are for illustrative purposes only & as such are subject to detailed site investigation including ground conditions / contaminants, drainage, design & planning/density negotiations. Sketch proposals may be based upon enlargements of OS sheets & visual estimations of existing site features, accuracy will therefore need to be verified by survey. Sketch proposals have not been considered in respect of CDM Regulations.

This drawing and the building works depicted are the copyright of Staniforth Architects Ltd. and may not be reproduced or amended except by written permission. No liability will be accepted for amendments made by other persons.

# FOR PLANNING



Revision Date Notes



- 1 Standard scaffold poles
- 2 Uprights to be driven into the ground
- 3 Panels secured to uprights with wire ties and where necessary standard scaffold clamps
- 4 Weldmesh wired to the uprights and horizontals
- 5 Standard clamps
- 6 Wire twisted and secured on inside face of fencing to avoid easy dismantling
- 7 Ground level
- 8 Approx. 0.6 m driven into the ground

**TREE PROTECTION DIAGRAM**

All existing trees to be retained as existing and protected during the works as per tree protection diagram

Existing grass lawn to be retained as existing

Existing estate railings to be retained as existing

Existing hardstanding comprising cobble / block pavers to be retained as existing

6000  
5500  
2400

# STANIFORTH ARCHITECTS

## Hard and Soft Landscaping Plan

The Warehouse  
1A Stamford Street  
Leicester LE1 6NL  
0116 2853775  
www.staniforth.co.uk

Drawing Status:  
Cad Reference:  
Drawn:  
Checked:  
Date:  
Scale:

For Planning  
1509(5)-P01  
SC  
LS  
21-09-2020  
1:100@A1