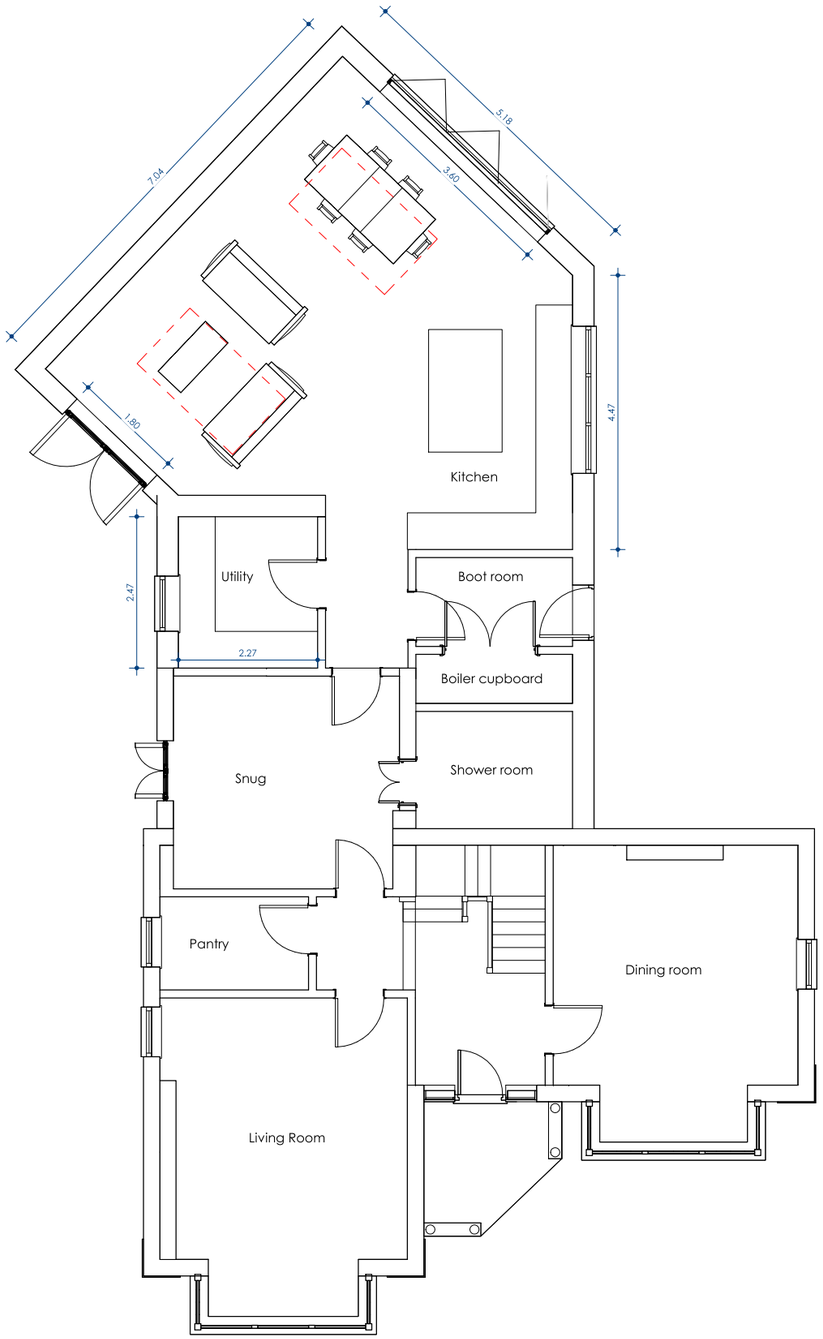

1 L0 FFL Pr
1 : 50

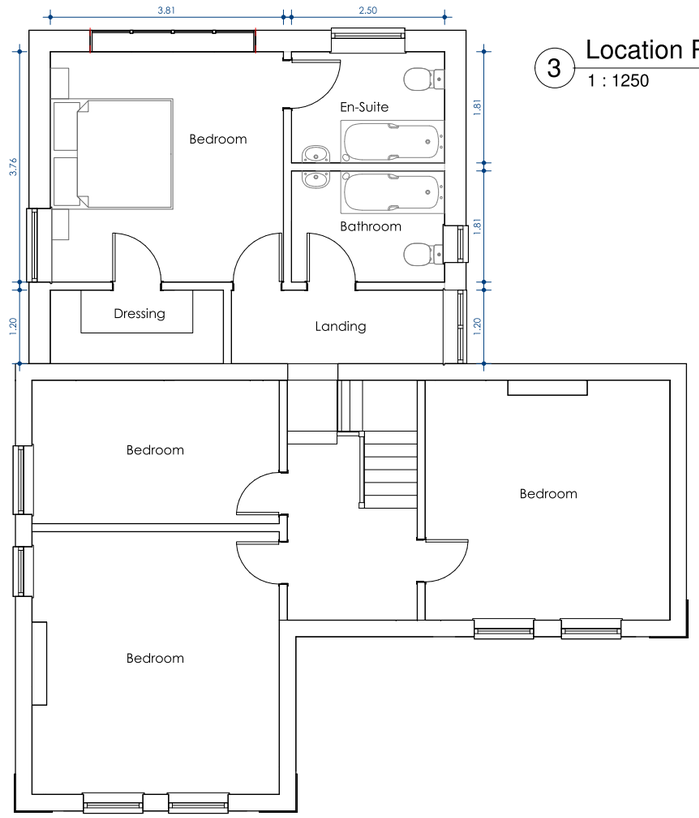

2 L1 FFL Pr
1 : 50

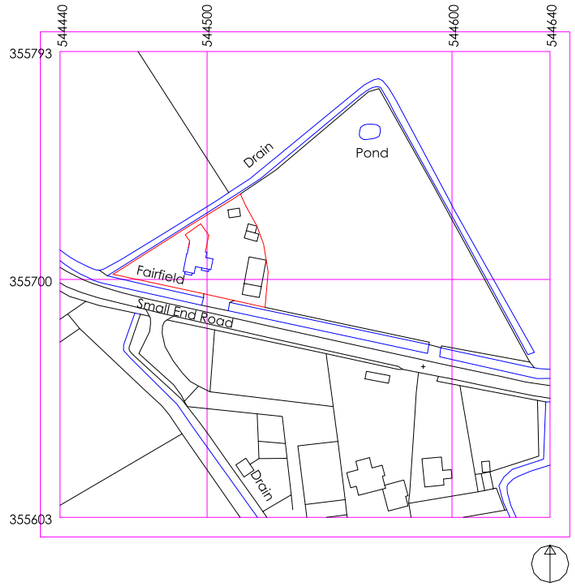

3 Location Plan Pr
1 : 1250

0m 1m 2m 3m 4m 5m
VISUAL SCALE 1:50 @ A1

0m 25m 50m 75m 100m 125m
VISUAL SCALE 1:1250 @ A1

NOTES:
Report any discrepancies or omissions between the 'Designer' and any consultants drawings to the designer immediately.

Do not scale from Drawings. All dimensions to be checked by contractor on site prior to commencing any work. IF IN DOUBT ASK.

Levels and dimensions of existing structure/site may be from various sources and may be inaccurate.

Unless stated otherwise this drawing is for design intent purposes only and should not be used for any other purpose. The drawing is indicative of designers visual requirements.

COPYRIGHT:
This document is the property of Arcitek Building Design Ltd and copyright is reserved by them. No unauthorised copying, in whole or part part or any form of reproduction is permitted. It must not be retained for reference and the contents may not be disclosed to any third party without the special written consent of Arcitek Building Design Ltd.

CDM:
This drawing represents design intent only and should not be used for construction purposes without written notification from Principle Designer

REVISIONS:
Recycle all previous versions of this drawing and check with designer that you have the latest revision.

Rev	Description	Date

CODE	SUITABILITY DESCRIPTION
STATUS	PURPOSE OF ISSUE

ARCITEK
BUILDING VALUE
www.arcitek.co.uk

PROJECT
Fairfield, Small End Road, Friskney, PE22 8PF

TITLE
Floor & Location plans (Pr)

CLIENT
Mr Small

DRAWN BY	CHECKED BY	DATE
EH	SR	11.04.23

SCALE (@ A1)	PROJECT NUMBER
As indicated	17184

DRAWING NUMBER	REV
17184 - 004	