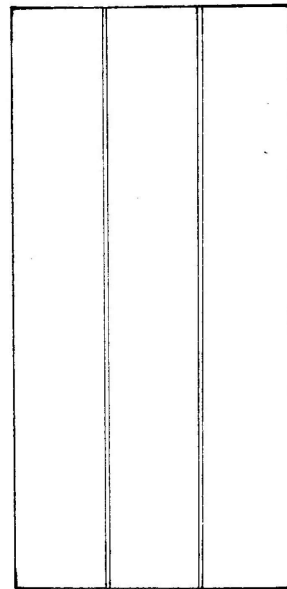


22 Bridge Street, King's Cliffe
Door Design and Joinery Details - Proposed

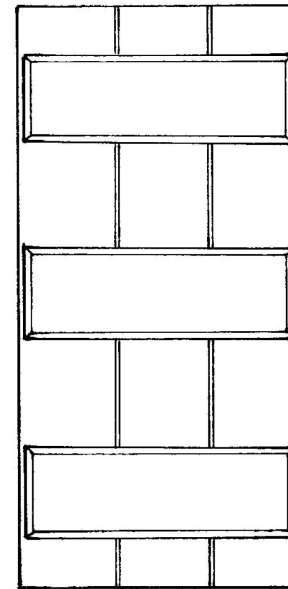
Scale 1:20 (A4)

Batten and Plank construction in
English oak painted with linseed
oil paint.

84cm x 174cm x 6.4cm



Front view




Rear view



Side view

Scale 1:5 (A4)



Section view showing lap joints
and plank beaded detail