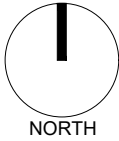
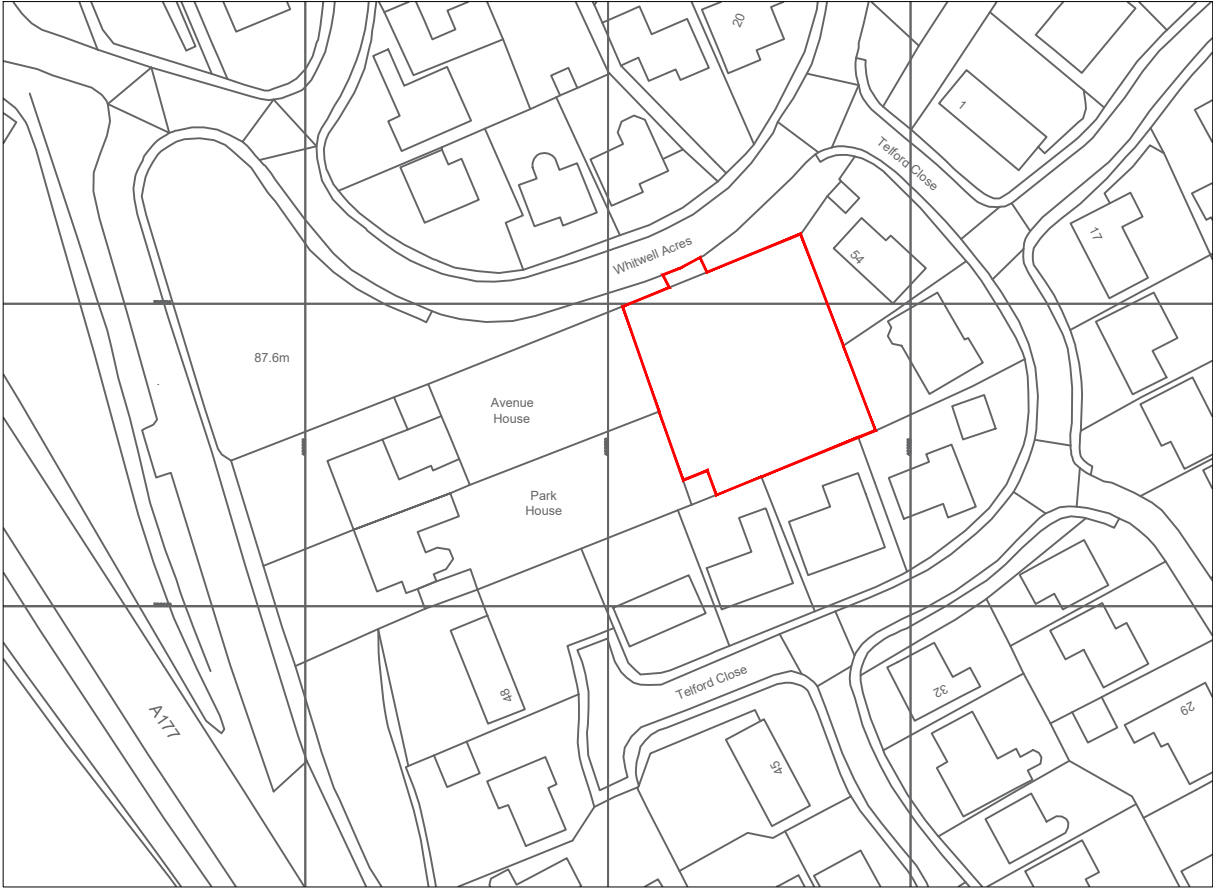



DO NOT SCALE
 DO NOT SCALE THIS DRAWING. USE FIGURED DIMENSIONS IN ALL CASES.
 CHECK ALL DIMENSIONS ON SITE. REPORT ANY DISCREPANCIES TO CONCEPT
 ARCHITECTURE BEFORE PROCEEDING.



 **SITE BOUNDARY**
 Site Area - 1118.1sqm / 0.11ha

Rev Description Drawn Date Checked Date



320J
 Mayoral Way
 Team Valley Trading Est.
 Gateshead
 NE11 0RT
 0191 - 4661611
 info@cpt-group.co.uk

| | |
|---------------|--|
| JOB / CLIENT: | MR G FAIRBURN LAND EAST OF AVENUE HOUSE, OFF WHITWELL ACRES, SHINCLIFFE |
| DRWG TITLE: | LOCATION PLAN |
| DRAWN BY: | CD |
| DATE: | 23.03.23 |

| | | |
|-----------------|----------------|-----------|
| PLANNING | | |
| PROJECT NUMBER | DRAWING NUMBER | |
| CPT-332 | PL-01 | |
| SCALE: 1:1250 | SHEET SIZE: A4 | REVISION: |