



# Application for tree works: works to trees subject to a tree preservation order (TPO) and/or notification of proposed works to trees in a conservation area.

## Town and Country Planning Act 1990

### Publication of planning applications on planning authority websites

Please note that with the exception of applicant contact details, the information provided on this application form and in supporting documents may be published on the authority's website.

If you have provided any other information as part of your application which falls within the definition of personal data under the Data Protection Act which you do not wish to be published on the authority's website, please contact the authority's planning department.

Please complete using block capitals and black ink.

You must use this form if you are applying for work to trees protected by a tree preservation order (TPO). (You may also use it to give notice of works to trees in a conservation area).

It is important that you read the accompanying guidance notes before filling in the form. Without the correct information, your application / notice cannot proceed.

1. Applicant Name and Address				2. Agent Name and Address			
Title:	MRS	First name:	MARJORIE	Title:	MR	First name:	STEPHEN
Last name:	JONES			Last name:	BEAUMONT		
Company (optional):				Company (optional):	SUMMER AND WINTER SERVICES LTD		
Unit:		House number:		Unit:		House number:	
House name:				House name:			
Address 1:				Address 1:			
Address 2:				Address 2:			
Address 3:				Address 3:			
Town:				Town:			
County:				County:			
Country:				Country:			
Postcode:				Postcode:			

### 3. Trees Location

If all trees stand at the address shown in Question 1, go to Question 4. Otherwise, please provide the full address/location of the site where the tree(s) stand (including full postcode where available)

Unit:  House number:  House suffix:

House name:

Address 1:

Address 2:

Address 3:

Town:

County:

Postcode (if known):

If the location is unclear or there is not a full postal address, either describe as clearly as possible where it is (for example, 'Land to the rear of 12 to 18 High Street' or 'Woodland adjoining Elm Road') or provide an Ordnance Survey grid reference:

Description:

### 4. Trees Ownership

Is the applicant the owner of the tree(s):  Yes  No  
If 'No' please provide the address of the owner (if known and if different from the trees location)

Title:  First name:

Last name:

Company (optional):

Unit:  House number:  House suffix:

House name:

Address 1:

Address 2:

Address 3:

Town:

County:

Country:

Postcode:

Telephone numbers

Country code:	National number:	Extension number:
<input type="text"/>	<input type="text"/>	<input type="text"/>
Country code:	Mobile number (optional):	
<input type="text"/>	<input type="text"/>	
Country code:	Fax number (optional):	
<input type="text"/>	<input type="text"/>	

Email address (optional):

### 5. What Are You Applying For?

Are you seeking consent for works to tree(s) subject to a TPO?  Yes  No

Are you wishing to carry out works to tree(s) in a conservation area?  Yes  No

### 6. Tree Preservation Order Details

If you know which TPO protects the tree(s), enter its title or number below.

### 7. Identification Of Tree(s) And Description Of Works

Please identify the tree(s) and provide a full and clear specification of the works you want to carry out. Continue on a separate sheet if necessary. You might find it useful to contact an arborist (tree surgeon) for help with defining appropriate work. Where trees are protected by a TPO, please number them as shown in the First Schedule to the TPO where this is available. Use the same numbers on your sketch plan (see guidance notes).

Please provide the following information below: tree species (and the number used on the sketch plan) and description of works. Where trees are protected by a TPO you must also provide reasons for the work and, where trees are being felled, please give your proposals for planting replacement trees (including quantity, species, position and size) or reasons for not wanting to replant.

E.g. Oak (T3) - fell because of excessive shading and low amenity value. Replant with 1 standard ash in the same place.

T1 TWISTED WILLOW - to fell to ground level due to clients concerns of the roots proximity to the property

T2 SYCAMORE - a 2 meter reduction all over. Branches interfering with overhead power lines and to relieve the weight and sail. This tree has

## 7. Identification Of Tree(s) And Description Of Works continued ...

been reduced in the past.

T3. BIRCH - to thin the crown by 10% and to trim the lateral branches back from the highway

## 8. Trees - Additional Information

Additional information may be attached to electronic communications or provided separately in paper format.

### For all trees

A sketch plan clearly showing the position of trees listed in Question 7 must be provided when applying for works to trees covered by a TPO. A sketch plan is also advised when notifying the LPA of works to trees in a conservation area (see guidance notes). It would also be helpful if you provided details of any advice given on site by an LPA officer.

### For works to trees covered by a TPO

Please indicate whether the reasons for carrying out the proposed works include any of the following. If so, your application must be accompanied by the necessary evidence to support your proposals. (See guidance notes for further details)

1. **Condition of the tree(s)** - e.g. it is diseased or you have fears that it might break or fall:  Yes  No  
If YES, you are required to provide written arboricultural advice or other diagnostic information from an appropriate expert.

2. **Alleged damage to property** - e.g. subsidence or damage to drains or drives.  Yes  No  
If YES, you are required to provide for:

#### *Subsidence*

A report by an engineer or surveyor, to include a description of damage, vegetation, monitoring data, soil, roots and repair proposals. Also a report from an arboriculturist to support the tree work proposals.

#### *Other structural damage (e.g. drains, walls and hard surfaces)*

Written technical evidence from an appropriate expert, including description of damage and possible solutions.

### Documents and plans (for any tree)

Are you providing separate information (e.g. an additional schedule of work for Question 7)?  Yes  No

If YES, please provide the reference numbers of plans, documents, professional reports, photographs etc in support of your application. If they are being provided separately from this form, please detail how they are being submitted.

APPLICATION  
GOOGLE IMAGE  
PLANNING CONSTRAINTS MAP  
SKETCH OF TREES LOCATION  
① PICTURE OF TWISTED WILLOW

② 3x PICTURES OF SYCAMORE TREE  
③ PICTURE OF BIRCH ON FRONT DRIVE

## 9. Application For Tree Works - Checklist

Only one copy of the application form and additional information (Question 8) is required. Please use the guidance and this checklist to make sure that this form has been completed correctly and that all relevant information is submitted. Please note that failure to supply precise and detailed information may result in your application being rejected or delayed. You do not need to fill out this section, but it may help you to submit a valid form.

### Sketch Plan

- A sketch plan showing the location of all trees (see Question 8)

### For all trees

(see Question 7)

- Clear identification of the trees concerned
- A full and clear specification of the works to be carried out

### For works to trees protected by a TPO

(see Question 8)

Have you:



- stated reasons for the proposed works?
- provided evidence in support of the stated reasons? in particular:
  - if your reasons relate to the condition of the tree(s) - written evidence from an appropriate expert
  - if you are alleging subsidence damage - a report by an appropriate engineer or surveyor and one from an arboriculturist.
  - in respect of other structural damage - written technical evidence
- included all other information listed in Question 8?

## 10. Declaration - Trees

I/we hereby apply for consent/give notice for tree work as described in this form and the accompanying plans and additional information.

Signed - Applicant:

Or signed - Agent:

	
--	--

Date (DD/MM/YYYY):

16 / 05 / 2023

(This date must not be before the date of sending or hand-delivery of the form)

## 11. Applicant Contact Details

Telephone numbers

Country code: National number:

Extension number:



--

## 12. Agent Contact Details

Telephone numbers


Country code: National number:

Extension number:


--

Electronic communication - If you submit this form by fax or e-mail the LPA may communicate with you in the same manner.

(Please see guidance notes)

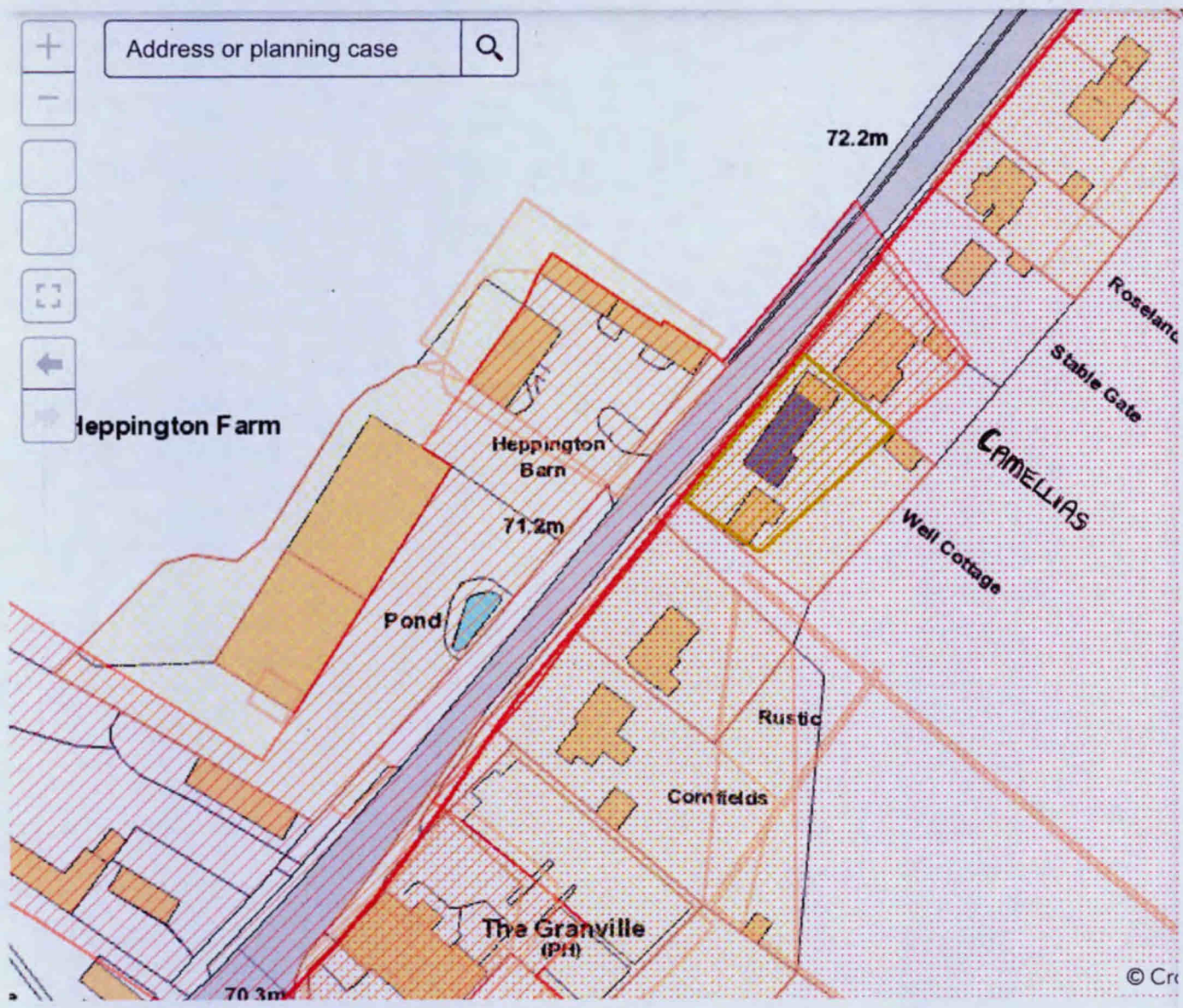


# Planning constraints



Address or planning case

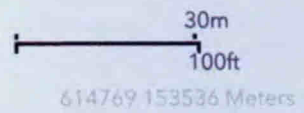
Map navigation controls: +, -, Home, Full Screen, Back, Forward

Heppington Farm



## Layer List

- Ancient Monuments
- Areas of Archaeological Importance
- Areas of Outstanding Natural Beauty
- Article 4 Directions
- Conservation Areas
-  Floodzones
- HMO Article 4 Directions
- Listed Buildings
- Locally Listed Buildings
- Parks and Gardens
- Planning Applications
- Strategic Access Management and Monitoring
- Tree Preservation Orders
-  World Heritage Sites



Camellias, Faussett Hill, Street End, Canterbury, CT4 7AL

Pavement

Birch T3

Twisted Willow T1

Concrete



Birch

Birch

Birch

STABLE YARD  
HOUSE



Well  
Cottage



Birch



T2  
Sycamore



Fir

Fir

Fir


Fir

Birch

Remaining Garden

Semp.

① TWISTED WILLOW





(2) SYCAMORE



(2) SYCAMORE



(2) SYCAMORE



③ BIRCH ON FRONT DRIVE

