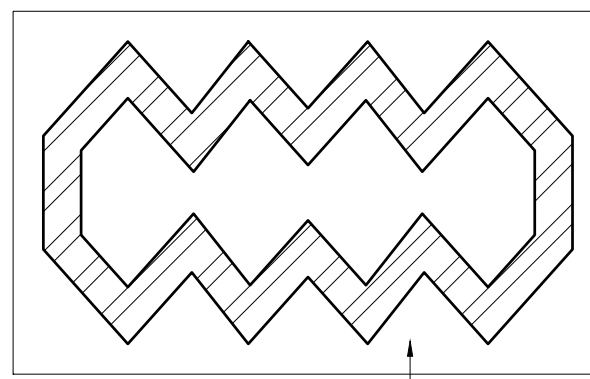


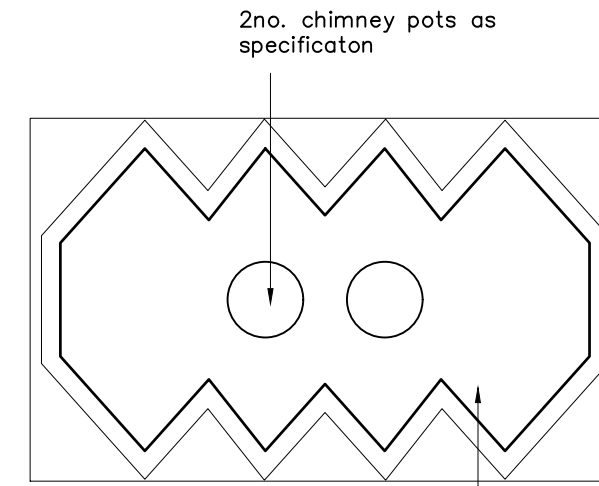
CUT THROUGH 1

Steel frame support as engineers detail



CUT THROUGH 2


mortar flaunching to base of chimney as specification



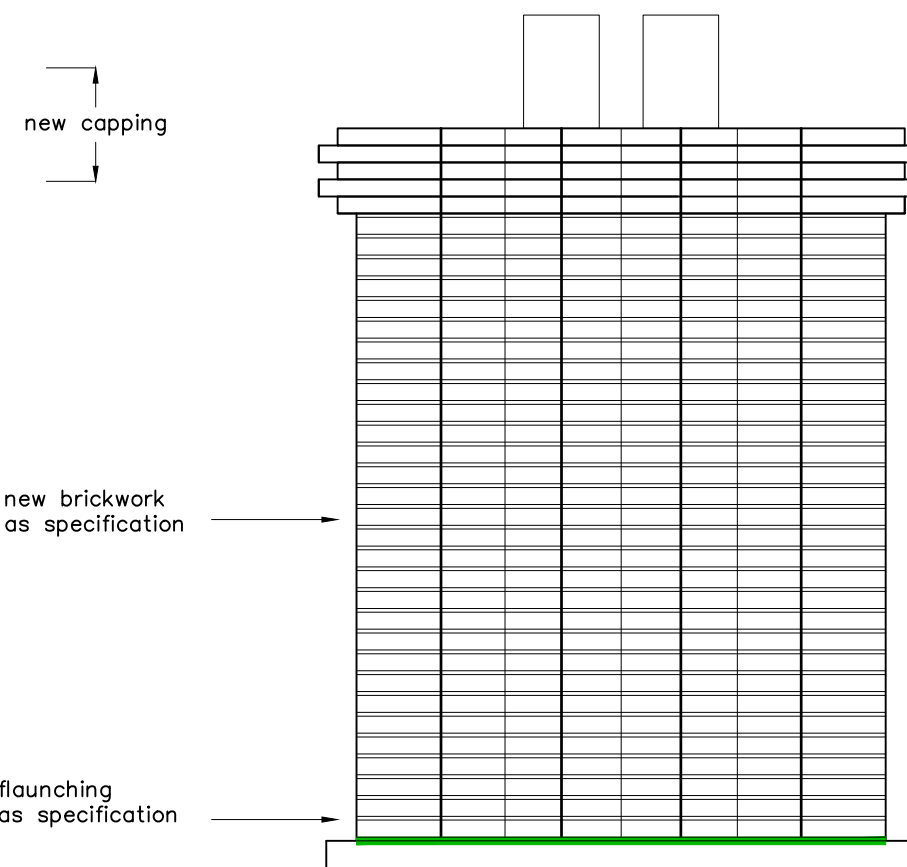
PLAN LEVEL

2no. chimney pots as specification

mortar flaunching to chimney as specification



SIDE ELEVATIONS



FRONT ELEVATIONS

revision	description	date
Rev A.	Minor Amendments	May 2023

Client:	Mr & Mrs A Dworkin		
Job Title:	River House, Kersey		
Drawing Title:	Proposed Chimney		
Scale:	Drawn By:	Date:	
1:20	A1 ET	April 2023	
Job Number:	Drawing Number:	Status:	
6262	150/A	Outline	

**whitworth**

Chartered Architects & Chartered Building Surveyors  
 Unit 12 Park Farm, Fornham St Genevieve, Bury St Edmunds, IP28 6TS  
 01284 760421 info@whitworth.co.uk www.whitworth.co.uk

NOTE:  
 Do not scale from this drawing except for the purposes of planning. Confirm all dimensions on site. Refer any discrepancies to the Architect before work is put in hand. Read this drawing in conjunction with the relevant sections of the specification, schedule of works and other drawings.

This drawing is copyright of whitworth.